

COWBOYS '96



Fingertip Information

OFFICE ADDRESS — Cowboys Center, One Cowboys Parkway, Irving, Texas 75063-4727
Executive Office 214/556-9900, Ticket Office 214/579-5000

HOME FIELD — Texas Stadium (Capacity 65,921)

COLORS — Blue (PMS 281) • Metallic Silver Blue (PMS 8280) • Silver (PMS 422) • White

COWBOYS TICKET OFFICE Dallas/Fort Worth Metroplex

Dallas Cowboys Ticket Office:

Texas Stadium
2401 E. Airport Freeway
Irving, Texas 75062

Rainbow/Ticketmaster Outlets:

Main Ticket Office
All Blockbuster Music, Fiesta, Foley's,
Sears and Tom Thumb stores

Out of Town

(for exact locations call phone number listed)

Austin 512/477-6060
El Paso 915/544-8444
Corpus Christi 512/881-8499

Houston 713/629-3700
Oklahoma City 405/948-6800
San Antonio 210/224-9600

Charge Tickets by Phone

Rainbow/Ticket Master Outlets:

214/373-8000
214/647-5700 (metro)

1996 Training Camp Data

LOCATION

St. Edward's University
Campus Mail Box 1064
3001 South Congress Avenue
Austin, TX 78704

REPORTING DATE:

All Players report on Wednesday, July 17

DATES

July 17 through August 16

PHONE NUMBERS:

Switchboard 512/326-7350
Public Relations 512/326-7353
Fax Line 512/326-7387

INDEX

Attendance	293
Big Days/Playoffs	250
Big Days/Regular Season	230
Cheerleaders	289
Coaching Staff	15
Consecutive Winning Seasons	238
Cowboys in Print	291
Cowboys on Radio	290
Cowboys on Television	291
Directory	2
Draft, All-Time (1960-1996)	173
Entertainment Activities	292
Halftime, Activities	292
Hall of Fame	274
Historical Highlights	275
Honors, All-Time	167
Jones, Jerry	6
Jones, Stephen	11
Last Time	236
Largest Margin of Victory	230
Largest Margin of Defeat	230
Longest Plays/Playoffs	251
Longest Plays/Regular Season	233
Monday Night, etc. Results	238
NFL Data	
Post Season, 1995	294
Standings, 1995	294
Opponents	263
Overtime Games	252

Player Personnel	31
Players	
Biographies, Draft Choices	145
Biographies, Free Agent Rookies	155
Biographies, Veterans	38
Biographies, Others with Pro Exp.	143
Rosters	
All-Time	160
All-Time by College	166
1996 Veterans	159
1996 Rookies	158
Preseason Results, All-Time	262
Records/Playoff	240
Records/Regular Season	200
Records/Temperatures	235
Results, All-Time	254
Ring of Honor	271
Road Itinerary	288
Schedule, Cowboys 1996	1
Schedule, NFL 1996	295
Season at a Glance, 1995	186
Statistical Leaders, All-Time	200
Statistical Leaders by Years	204
Statistics, 1995	193
Switzer, Barry	12
Texas Stadium	286
Thanksgiving Day Results	238
Training Camp	287
What to Look for in 1996	4

DALLAS COWBOYS

1996 SCHEDULE

PRESEASON GAMES

KICKOFF
(DALLAS TIME)

Sat.,	July	27	OAKLAND RAIDERS	8 p.m.
Mon.,	Aug.	5	Kansas City @ Monterrey (ABC)	7 p.m.
Mon.,	Aug.	12	NEW ENGLAND PATRIOTS (ESPN)	7 p.m.
Sat.,	Aug.	17	DENVER BRONCOS (FOX)	7 p.m.
Sat.,	Aug.	24	Houston Oilers @ Orlando	6 p.m.

REGULAR-SEASON GAMES

Mon.,	Sept.	2	@ Chicago Bears (ABC)	8 p.m.
Sun.,	Sept.	8	NEW YORK GIANTS (FOX)	3 p.m.
Sun.,	Sept.	15	INDIANAPOLIS COLTS (NBC)	3 p.m.
Sun.,	Sept.	22	@ Buffalo Bills (FOX)	3 p.m.
Mon.,	Sept.	30	@ Philadelphia Eagles (ABC)	8 p.m.
Sun.,	Oct.	6	OPEN DATE	
Sun.,	Oct.	13	ARIZONA CARDINALS (FOX)	Noon
Sun.,	Oct.	20	ATLANTA FALCONS (FOX)	Noon
Sun.,	Oct.	27	@ Miami Dolphins (FOX)	3 p.m.
Sun.,	Nov.	3	PHILADELPHIA EAGLES (FOX)	Noon
Sun.,	Nov.	10	@ San Francisco 49ers (FOX)	3 p.m.
Mon.,	Nov.	18	GREEN BAY PACKERS (ABC)	8 p.m.
Sun.,	Nov.	24	@ New York Giants (FOX)	3 p.m.
Thurs.,	Nov.	28	WASHINGTON REDSKINS (FOX)	3 p.m.
Sun.,	Dec.	8	@ Arizona Cardinals (FOX)	3 p.m.
Sun.,	Dec.	15	NEW ENGLAND PATRIOTS (NBC)	Noon
Sun.,	Dec.	22	@ Washington Redskins (FOX)	3 p.m.

FIRST-ROUND PLAYOFFSDec. 28-29, 1996
 DIVISIONAL PLAYOFFSJan. 4-5, 1997
 CONFERENCE CHAMPIONSHIPSJan. 12, 1997
 SUPER BOWL XXXI (New Orleans, LA)Jan. 26, 1997
 PRO BOWL (Honolulu, HI)Feb. 2, 1997

Cowboys Club Directory

FRONT OFFICE

- Jerry Jones**, President and General Manager
Stephen Jones, Executive Vice President/Director of Player Personnel
Charlotte Anderson, Vice President/Director of Marketing and Special Events
Jerry Jones, Jr., Vice President/Legal Operations
George Hays, Vice President of Marketing

COACHING STAFF

- Barry Switzer**, Head Coach
Hudson Houck, Assistant Head Coach/Offensive Line
Dave Campo, Defensive Coordinator
Ernie Zampese, Offensive Coordinator
Hubbard Alexander, Wide Receivers
Joe Avezzano, Special Teams
Jim Bates, Linebackers
Craig Boller, Defensive Tackles
Joe Brodsky, Running Backs
Robert Ford, Tight Ends
Tommy Hart, Defensive Ends
Steve Hoffman, Kickers/Quality Control
Clancy Pendergast, Defensive Assistant/Quality Control
Mike Woicik, Strength and Conditioning
Mike Zimmer, Defensive Backs
Marge Anderson, Administrative Assistant
Barbara Goodman, Administrative Assistant

PLAYER PERSONNEL

- Stephen Jones**, Director of Player Personnel
Larry Lacewell, Director of College and Pro Scouting
Walter Juliff, Assistant Director of College and Pro Scouting
Tom Ciskowski, Scout
Jim Garrett, Scout
Bobby Marks, Scout
Walt Yowarsky, Scout
Chris Hall, Assistant

MARKETING

- George Hays**, Vice President of Marketing
Charlotte Anderson, Director of Marketing and Special Events

Marketing, Cont.

- Doreen Bice**, Marketing and Special Events Coordinator
John Hickman, Sales and Marketing Coordinator
Donna Sullivan, Assistant

FRONT OFFICE STAFF

- Marylyn Love**, Executive Assistant to the General Manager
Bruce Mays, Director of Operations
Robert Newhouse, Director of Procurement
Debbie Ross, Director of Human Resources
Susan Skaggs, Director of Civic Affairs
Steve Carichoff, Operations Assistant
Craig Glieber, Assistant Director of Operations
Laura Fryar, Administrative Assistant
Connie Medina, Administrative Assistant
Todd Williams, Assistant

PUBLIC RELATIONS

- Rich Dalrymple**, Director of Public Relations
Brett Daniels, Assistant Director of Public Relations
Emily Cruz, Assistant/Community Relations Director
Doug Hood, Assistant

TICKET OPERATIONS

- Carol Padgett**, Director of Ticket Operations
Ann Bihari, Ticket Office
Michael Crouch, Ticket Office
Joy Dodson, Ticket Office
Glinda Galvan, Ticket Office
Andrea Payne, Ticket Office
Melissa Stodghill, Ticket Office
Teresa Wright, Ticket Office

MEDICAL

- Jim Maurer**, Head Trainer
Britt Brown, Assistant Trainer
Bob Haas, Assistant Trainer
Dr. Robert Vandermeer, Team Physician
Dr. J.R. Zamorano, Team Physician
Dr. John Baker, Team Physician
Dr. Robert Fowler, Team Physician

EQUIPMENT

Mike McCord, Equipment Manager
Bucky Buchanan, Assistant Equipment Manager
Louis Jackson, Assistant

SALES AND PROMOTIONS

Joel Finglass, Director
Travis Clark, Sales
Jim Engstrom, Sales
Scott Goldstein, Sales
Tandra Johnson, Sales
Tamara Fulton McDonnell, Sales
Steve Obert, Sales
Grady Siske, Sales
Ron Thornton, Sales
Raquel Burns, Secretary
Dana Elliott, Office Manager

ACCOUNTING

Robert Nunez, Treasurer
Bret Hatfield, Controller
Brian England, Payroll Manager
Kristi Burnham, Assistant Accounting Manager
Cathy Lowe, Assistant Controller
Terri Van Hooser, Assistant Controller
Rhonda Worthey, Assistant Accounting Manager
Mike Wieczorek, Stadium Information Systems Director
Sunny Smiley, Merchandising Accounting Manager
Joyce Foley, Assistant

BUILDING OPERATIONS/ PRACTICE FIELDS

Steve Forgey, Building Engineer
Steve Landers, Assistant
Kevin O'Reilly, Assistant
Al Walker, Assistant
Kathy Coleman, Mail Room/Supplies
Bryan Wansley, Mail Room Assistant
Wendy Harris, Switchboard Operator
Terry Green, Security

COWBOYS PUBLICATIONS

Russ Russell, Publisher
Jim Browder, Editor
Sharon Carnahan, Circulation Manager
Bobby Collier, Advertising Manager
Cheryl Harris, Production Manager
Jonnie Haug, Assistant
James Topalian, Assistant
Kay Wallace, Administrative Assistant

COWBOYS TELEVISION PRODUCTION

John Chang, Director of Television
Rose Becker, Syndication and Traffic Manager
Roger Greene, Senior Producer
Scott Purcel, Producer
Brandi Drawe, Producer and Reporter

VIDEO

Robert Blackwell, Director
Andy Fineberg, Assistant

DALLAS COWBOYS CHEERLEADERS

Charlotte Anderson, President
Kelli McGonagill Finglass, Director
Judy Trammell, Choreographer
Dan Devens, Marketing
Jennifer Price, Appearance Coordinator

TEXAS STADIUM

Stephen Jones, President
Bruce Hardy, Vice President and General Manager
Amy Phillips, Vice President of Food and Beverage
Steve Epperson, Director of Housekeeping
David Lavender, Director of Maintenance
Robert Newhouse, Director of Procurement
Bill Priakos, Director of Novelties
Katherine Rockvam, Director of Catering Sales
Susan Skaggs, Director of Special Events
Jeannie Spruffera, Director of Suite Services
Ron Underwood, Director of Operations
Roderick Mitchell, Beverage Manager
Becky Elliott, Administrative Assistant
Glenn Kimberlin, Administrative Assistant/Operations





What To Look For in 1996

- The Cowboys** scoring a touchdown in their 76th straight game, topping the club record of 75 set from 1979-84. Entering the season, Dallas has scored a touchdown in 69 straight games, dating back to a 22-9 loss at the N.Y. Giants Nov. 17, 1991.
- The Cowboys** improving their NFL-best, opening-day record of 27-8-1 (.764). Dallas holds the NFL record for consecutive wins in opening games with 17 straight from 1965-81.
- The Cowboys** capturing their fifth straight NFC Eastern Division Championship, a feat that has never been accomplished before in the NFC East.
- The Cowboys** improving their NFC-best 58-30 (.659) record against AFC foes in games against Buffalo, Indianapolis, Miami and New England.
- The Cowboys** increasing their club record, 46-game (regular season and playoffs) sell-out streak at Texas Stadium.
- The Cowboys** increasing their club record, 89-game (regular season and playoffs) sell-out streak, both home and away.
- The Cowboys** establishing a club record for consecutive regular-season punts without a block. Entering 1996 the Cowboys current streak is 385, while the club record stands as 396.
- Troy Aikman** becoming the Cowboys all-time passing yards leader. Aikman is currently third with 19,607 yards, trailing Roger Staubach (22,700) and Danny White (21,959).
- Troy Aikman** throwing the 100th touchdown pass of his career. Aikman currently has 98 career touchdown tosses.
- Troy Aikman** establishing a new club record for pass completions, topping Danny White's record of 1,761. Aikman currently has 1,704 completions. Aikman can also establish a new Cowboys record for pass attempts, topping Roger Staubach's record of 2,958. Aikman currently has 2,713 attempts.
- Bill Bates** playing in his 200th career game. He has played in 187 regular-season games entering 1996.
- Bill Bates** and **Mark Tuinei** playing in their 14th season with the Cowboys. Only Ed "Too Tall" Jones, with 15 seasons, has spent more years in a Cowboys uniform.
- Chris Boniol** extending his club record streak of 25 consecutive field goals. He will also be looking to break the NFL record of 31 set by Fuad Reveiz in 1994-95.
- Chris Boniol** adding to his streak of eight straight games with a field goal, the club record is 11 by Lin Elliott.
- Charles Haley** recording his 100th career sack. Haley enters 1996 with 96.5.
- Michael Irvin** extending his club record for consecutive games with a pass reception. Irvin has at least one catch in each of the Cowboys last 81 regular-season games.
- Daryl Johnston** moving into the all-time, top 10 receivers in club history. Johnston currently has 214 career receptions, and he is closing in on Ron Springs (222 catches) who stands 10th on the Dallas reception chart.
- Jay Novacek** setting a club record for 100-yard receiving games by a tight end. He is tied with Doug Cosbie for the record at four.
- Emmitt Smith** establishing an NFL record for career rushing touchdowns. Walter Payton holds the league record with 110 touchdowns, while Smith currently has 96.
- Emmitt Smith** extending his current string of 11 games with a rushing touchdown, which ties the club record he set in early 1995. He is two games shy of the NFL record of 13 set by John Riggins and George Rogers.
- Emmitt Smith** breaking his own club record for consecutive games leading the team in rushing. Smith currently has a string of 26 consecutive games, and his club record is 32 set from 1990-92.
- Kevin Williams** establishing a club record for career punt returns for touchdowns. He currently has three and is tied for the mark with Bob Hayes and Kelvin Martin.

The Front Office





Jerry Jones



Owner and General Manager

In 1989, when Jerry Jones purchased the Dallas Cowboys, he made his intentions very clear: There would be no substitute for winning.

Super Bowl triumphs would no longer be just the distant memories of a proud franchise. Returning to the Super Bowl became the daily focus of the entire organization.

The path for the future was set by the new owner. Success for the Dallas Cowboys in the 1990's would be marked by championships on the field and an equally high demand for production in the front office.

In a little less than four years, the Cowboys earned a Super Bowl championship for the first time in 15 seasons, and the following year, the Cowboys became the fifth team to win back-to-back Super Bowl crowns.

In 1995, the Dallas Cowboys became the first NFL franchise to win three Super Bowls in a four year period of time, while tying the NFL record for the most Super Bowl victories by an organization with five.

In the last 17 years, 17 different owners have entered the National Football League. Of that group, only Jerry Jones has guided his franchise to a Super Bowl championship. Moreover, Jones now joins Art Rooney, Jack Kent Cooke, Al Davis and Eddie DeBartolo as the only men to own NFL franchises that have won at least three Super Bowls.

Along the way, Jones established himself as one of the NFL's most influential and active owners. His "hands on" leadership ability has played a prominent role in the resurgence of America's team, and his contributions to the National Football League have been prominent and productive.

- ★ As a member of the league's Broadcasting Committee, Jones was a key player in the agreement that introduced the FOX Network to the NFL as the rights holder for the NFC television package.
- ★ With his appointment to the NFL's prestigious Competition Committee in May of 1992, Jones became the first owner to serve in that capacity since the late Paul Brown.
- ★ During the club's run to the 1992 World Championship, the Cowboys set a team record for most wins in a regular season (13) and most overall wins (16). Following the 1995 season, the Cowboys appeared in an NFL-record eighth Super Bowl.
- ★ After the inaugural 1-15 season in 1989, Jones was the NFL's most aggressive executive in the area of Plan B free agency – signing 16 Plan B players. Three of those players went on to start in Super Bowl XXVII, and tight end Jay Novacek has been to five Pro Bowls.
- ★ Under the Jones administration, the Cowboys have made 61 trades. Between 1989 and 1996, the team drafted 91 players, and 18 of those players became



Super Bowl starters. In addition, Dallas has drafted nine Pro Bowl players since 1989.

- ★ Within a two year period, Jones signed five players to the most lucrative contracts ever paid for individual players at their respective positions at the time of their signings. Between September of 1993 and September of 1995, Cowboys running back Emmitt Smith, quarterback Troy Aikman, fullback Daryl Johnston, wide receiver Michael Irvin and cornerback Deion Sanders all signed contracts that made them the highest paid NFL players to ever play their position.
- ★ Under Jones' stewardship, the Cowboys' resurgence in the 1990s has enabled Dallas to become the only NFL franchise to play in at least two conference championship games in every decade of the team's existence.
- ★ In May of 1996, *Financial World* magazine recognized Jones as the owner of the most valuable sports team in all of professional athletics. The Cowboys carried that "most valuable franchise" tag throughout 1993, 1994, 1995 and 1996.
- ★ In November of 1994, Jones was one of 10 national winners of the Entrepreneur of the Year Award presented by Ernst and Young and *Inc.* magazine. In December of 1994, he was named one of America's 10 Most Interesting People in a nationally televised Barbara Walters special on ABC.
- ★ In the summer of 1991, Jones was voted as the best sports franchise owner in the Dallas-Ft. Worth metroplex, receiving 48% of the votes that were tabulated in a *Dallas Morning News* readers' poll. Following the 1991 season, he was selected as the NFL's Owner of the Year by the *Edelstein Pro Football Letter*. In February of 1992, Jones was named the winner of the "Big D Award" by the Dallas All Sports Association. The "Big D Award" annually recognizes the sports figure who has done the most to bring excitement to the Metroplex through athletics. More recently, Jones was ranked 12th in *The Sporting News*' list of the 100 Most Powerful People in Sports for 1996.

Jerral Wayne Jones was born on Oct. 13, 1942 in Los Angeles. He learned his business style from his father, J.W. "Pat" Jones, a successful entrepreneur first in supermarkets, then in insurance.

Pat Jones moved his family to North Little Rock, Ark., soon after Jerry was born. After starring as a running back at North Little Rock High School, Jerry received a scholarship to play football at the University of Arkansas. He was a starting guard and co-captain of the 1964 team that went 11-0, defeated Nebraska in the Cotton Bowl and captured the national championship.

Upon graduating with an M.B.A. from Arkansas in 1965, Jerry joined his father's insurance company, Modern Security Life in Springfield, Mo., as executive vice president.

Jones entered the oil and gas exploration business in Oklahoma in 1970 and soon became a phenomenal success. His oil and gas concern now has offices in Dallas and Fort Smith, Ark.

One of a very small number of NFL owners who actually earned a significant level of success as a football player, Jones is currently living his dream of engineering the fortunes of an NFL franchise. A man of varied interests who will not rest on yesterday's achievements, he is a dedicated businessman and family man—sharing a passion for both worlds.

Jerry is involved in numerous civic and charitable causes. He serves on the board of directors for the Dallas-based Childworks International, a foundation for the funding of children's surgery. He also enjoys an association with the Boys Clubs of America and the National Paralysis Association. Among his favorite hobbies are hunting, fishing, tennis, water skiing and snow skiing.

Jerry and wife Gene, a former Arkansas beauty pageant winner whom he met while both attended the University of Arkansas, live in Dallas. They have three chil-



dren, Stephen, Charlotte and Jerry, Jr., and four grandchildren.

Stephen (6/21/64) is a graduate of the University of Arkansas who serves as the Cowboys' Vice President/Director of Player Personnel, and Charlotte (7/26/66) is a Stanford graduate who is the Cowboys Vice President/Director of Marketing and Special Events. Jerry Jr. (9/27/69), a graduate of Georgetown University who earned his law degree from Southern Methodist University, is the Cowboys' Vice President for Legal Operations.

Chronology Since Jerry Jones' Purchase of the Dallas Cowboys

February 25, 1989 – Jones purchases the Dallas Cowboys and the lease to manage Texas Stadium Corp. from H.R. "Bum" Bright. Jerry Jones names Jimmy Johnson as the new head coach of the Dallas Cowboys.

April 20, 1989 – Jones completes negotiations on Troy Aikman's contract – a six-year deal that is completed four days before Aikman is the top overall selection in the 1989 NFL Draft.

October 12, 1989 – Herschel Walker is traded to Minnesota for five players, six conditional draft choices, and a 1992 first round draft choice. Current players who actually came to Dallas as a result of the trade include: Emmitt Smith, Kevin Smith and Darren Woodson.

August 10, 1990 – The Cowboys' first-ever in-state training camp concludes at St. Edward's University in Austin. Over 100,000 fans attend work-outs, while more than 400 media credentials are issued in the three-plus weeks of work. Austin officials estimate the camp brings an additional \$3.2 million of income into the Austin area.

September 5, 1990 – The Cowboys trade Steve Walsh to the New Orleans Saints for a first and third round draft choice in 1991 and a conditional second round pick in 1992.

April 19, 1991 – A deal is made to bring the first overall selection in the 1991 NFL Draft to Dallas in exchange for a first and second round selection and three veteran players. Dallas selected Outland Trophy winner Russell Maryland with the top pick.

April 21-22, 1991 – In an unprecedented action among NFL clubs, the Cowboys sign their top three draft choices on draft day. The team also drafts a club record 17 players.

July 16, 1991 – The Cowboys open training camp in Austin with all 17 of their draft choices under contract. Dallas concludes its second training camp at St. Edward's University in Austin, with over 75,000 fans attending the Cowboys' practices.

September 29, 1991 – Dallas defeats the defending Super Bowl Champion New York Giants by a 21-16 score at Texas Stadium.

November 24, 1991 – The Cowboys end the Washington Redskins' 1991 undefeated streak at 11 games with a 24-21 victory at RFK.

December 15, 1991 – Dallas defeats Philadelphia, 25-13, at Veterans Stadium to secure a wild card playoff spot. The victory marks the team's first trip to the playoffs since the 1985 club went 10-6 and won the NFC Eastern Division title.

December 22, 1991 – Dallas closes the 1991 season with a 31-27 win over Atlanta, marking the team's best record (11-5) since the 1983 team finished 12-4.

January 5, 1992 – Dallas defeats Chicago by a 17-13 score in an opening round playoff game at Soldier Field. The victory marks the Cowboys' first playoff win since 1982, and the first playoff win on the road since 1980.

May 1, 1992 – Jerry Jones is appointed to the NFL's Competition Committee by Commissioner Paul Tagliabue. Jones becomes the first owner to serve on the prestigious committee since the death of Cincinnati's Paul Brown.

December 21, 1992 – Before a national television audience on ABC's Monday Night Football, the Cowboys defeat the Atlanta Falcons (41-17) at the Georgia Dome to claim the NFC Eastern Division Championship. The victory marks the



Cowboys' first divisional title since 1985. It is the 14th divisional title in club history.

December 23, 1992 – Six players from the Cowboys offense are selected to play in the Pro Bowl. The six players establish a Dallas Cowboys' record for most offensive players selected to the Pro Bowl.

December 27, 1992 – Dallas defeats Chicago by a 27-14 score at Texas Stadium. The victory is the 13th of the year for Dallas, establishing a new club record for victories in a season. In the Bears game, Emmitt Smith finishes the season with 1,713 rushing yards, enabling him to become the first player to win back-to-back NFL rushing titles since Eric Dickerson (1983-84).

December, 1992 – The Cowboys set a new team record for road attendance by averaging 72,523 fans per road game in 1992. The team also played before a sold-out stadium in all 16 regular season games for the first time since 1981.

January 10, 1993 – In their first home playoff game since 1983, Dallas hands NFC East rival Philadelphia a 34-10 defeat in an NFC Divisional Playoff Game.

January 17, 1993 – In their first NFC Championship Game since 1982, the Cowboys defeat the San Francisco 49ers by a 30-20 score at Candlestick Park. The victory sends Dallas to Super Bowl XXVII in Pasadena, marking the Cowboys first Super Bowl trip since 1978.

January 31, 1993 – While making an NFL record sixth Super Bowl appearance, the Cowboys defeat Buffalo 52-17 in Super Bowl XXVII at the Rose Bowl in Pasadena. The victory enables the Cowboys to become the only franchise in NFL history to win more than one Super Bowl under two different ownerships. Troy Aikman was named the game's MVP after throwing four touchdown passes. The Super Bowl crowd of 98,374 becomes the largest crowd to ever witness a Dallas Cowboys game. The game is also witnessed by 133.4 million television viewers, making Super Bowl XXVII the most watched event in television history.

March 5, 1993 – The Super Bowl Champion Dallas Cowboys become the first athletic team to visit the White House under President Bill Clinton's administration. The Cowboys team visit to the White House is the first in club history.

December 28, 1993 – An NFC record 11 Dallas players are selected to the Pro Bowl. That group includes a club record eight offensive selections (seven Pro Bowl starters).

January 2, 1994 – The Cowboys defeat the New York Giants 16-13 in overtime at the Meadowlands. The victory clinches the Cowboys' second straight NFC East title and the 15th division crown in club history.

January 2, 1994 – Emmitt Smith finishes the season with 1,486 yards to earn his third straight NFL rushing crown. He becomes just the fourth man in NFL history to win three consecutive rushing titles.

January 23, 1994 – Dallas defeats San Francisco 38-21 in the NFC Championship Game at Texas Stadium. The victory gives the Cowboys an NFL-record seventh conference championship in the first conference title game to be played at Texas Stadium since Jan. 1, 1978 (a 23-6 win over Minnesota).

January 30, 1994 – Dallas becomes one of just three NFL teams to win four Super Bowls by defeating Buffalo (30-13) in Super Bowl XXVIII. The game, played at the Georgia Dome in Atlanta, featured two rushing touchdowns by Super Bowl MVP Emmitt Smith. Dallas raised its NFL record number of Super Bowl appearances to seven.

March 30, 1994 – Barry Switzer is named the new head coach of the Dallas Cowboys—and the third head coach in team history. Switzer replaces Jimmy Johnson who stepped down as the Cowboys' head coach the previous day.

December, 1994 – For the second straight season, the Cowboys send a club and NFC record 11 players to the Pro Bowl.

January, 1995 – The Cowboys set a Texas Stadium record for home attendance with an average crowd of 64,579 in 1994, the first time Dallas has averaged over 64,000 fans per game at Texas Stadium. The previous record was 63,943 set in 1981.



January 15, 1995 – The Cowboys play in their third NFC Championship Game of the decade. The Cowboys are the only NFL team to play in multiple conference championship games in each decade of the team's existence.

December 24, 1995 – Dallas wraps up its fourth straight NFC Eastern Division title – a feat that no other NFC East team has accomplished other than the Cowboys teams from 1976 to 1979.


December 25, 1995 – Emmitt Smith closes the season with a team record 1,773 rushing yards and an NFL record 25 touchdowns. Smith led the NFL in rushing for the fourth time in five years, becoming just the fifth player in NFL history to win at least four rushing titles.

December, 1995 – Ten Cowboys are selected to the NFC Pro Bowl squad. Since 1993, Dallas has earned 32 Pro Bowl selections – the most ever by one team over a three year period of time.


January 14, 1996 – The Cowboys win an NFL record eighth conference championship game by defeating the Green Bay Packers 38-27 at Texas Stadium. The victory marked the Cowboys third NFC title in four years and ensured the team of an NFL record eighth Super Bowl appearance.

January 28, 1996 – Dallas becomes the first team in NFL history to win three Super Bowls in a four year period by defeating the Pittsburgh Steelers 27-17 in Super Bowl XXX at Sun Devil Stadium in Tempe, Arizona. The game is witnessed by 138.4 million television viewers, making Super Bowl XXX the most watched event in television history. The victory enables Dallas to earn its fifth Super Bowl title – joining the San Francisco 49ers as the only NFL franchises to win five Super Bowls. The Cowboys have now appeared in an NFL record eight Super Bowls – three more than any other team – and 26.7% of all Super Bowl games ever played.

January, 1996 – Super Bowl XXX marked the 89th straight game in which the Cowboys have played before a sold out crowd (home-or-away). That streak, which includes playoff games, dates back to September 22, 1991 at Phoenix (the last non-sell-out). The NFC Championship Game (1/14/96) marked the 46th straight sell-out for a Dallas game played at Texas Stadium – a club record. The previous mark for consecutive home sell-outs of 44 was set between 1977 and 1982. The current streak of Cowboys' sell-outs for road games is 45 – also a team record.



Cowboys Owner and General Manager Jerry Jones and All-Pro defensive end Charles Haley.



Stephen Jones

Vice President/
Director of
Player Personnel



In a little more than seven years in the National Football League, Stephen Jones has rapidly distinguished himself as one of the brightest young executives in professional sports. Named a Cowboys Vice President in February of 1989, Jones coordinates the Cowboys' entire player personnel department. He also oversees the negotiation of all player contracts, management of the salary cap, the operation of Texas Stadium and a wide range of other club related duties.

Recognized as Owner Jerry Jones' right hand man, Stephen Jones has played an integral role in the team's rise from a 1-15 record in 1989 to Super Bowl victories in three of the last four seasons.

In the ever-evolving role of the salary cap in the current collective bargaining agreement, Jones' performance in managing the Cowboys player payroll has played a prominent role in the team's ability to compete at the NFL's highest level.

During a recent two-year period of time, Jones was involved in signing five Cowboys stars to the most lucrative contracts ever paid for individual players at their respective positions. Between September of 1993 and September of 1995, Jones helped orchestrate contract agreements that made Cowboys running back Emmitt Smith, quarterback Troy Aikman, fullback Daryl Johnston, wide receiver Michael Irvin and cornerback Deion Sanders the highest paid NFL players to ever play their positions at the time of their signings.

In the summer of 1992, Stephen Jones was the key figure in the negotiation and signing of 13 veteran contracts – enabling the Cowboys to start the season with a complete roster en route to their run to the Super Bowl XXVII title.

In April of 1991, Jones was part of a Dallas college draft effort that saw the Cowboys select 17 players – all of whom were signed to contracts prior to the start of training camp in July of 1991. In addition, 14 of the 17 players drafted by Dallas in '91 went on to earn roster spots in the NFL.

Entering his eighth year as an NFL executive, Jones has enjoyed a life-long association with the game of football.

A four-year letterman as a linebacker and special teams stand-out at the University of Arkansas, Jones was a starter for the Razorbacks in the Orange Bowl Classic Game that followed the 1986 season.

Prior to attending the University of Arkansas, Jones was also an all-state quarterback and a three-year starter at Catholic High School in Little Rock.

He graduated from Arkansas in 1988 with a degree in chemical engineering, and went to work in the oil and gas business for JMC Exploration as an engineer.

On Feb. 25, 1989, Jerry Jones purchased the Dallas Cowboys and installed Stephen into a key front office position as one of three vice presidents with the club.

Jones (6/21/64) was born and raised in Little Rock. He is married to the former Karen Hickman of El Dorado, Arkansas, and the couple has two daughters: Jessica (8/24/92) and Jordan (10/8/93).



Barry Switzer

Head Coach



On March 30, 1994, Barry Switzer became the third head coach in the history of the Dallas Cowboys. He was immediately charged with keeping the fortunes of America's most visible sports franchise on a highly successful track. In taking over the reigns of a two-time defending Super Bowl champion, the expectation level for the head coach could not have been any higher.

Within 22 months, Switzer delivered a pair of NFC East Championships, an NFC title and a Vince Lombardi Trophy after the Cowboys 27-17 victory over the Pittsburgh Steelers in Super Bowl XXX on January 28, 1996.

After just two NFL seasons, Switzer has an overall record of 28-9 for a winning percentage of .758. His victory total and winning percentage over the course of the past two years are greater than any other NFL coach in that same time frame.

In 1995, Switzer directed the Cowboys to their third Super Bowl title in four seasons – a feat that no other NFL team had previously accomplished. Dallas also claimed its fourth straight NFC Eastern Division crown – something that has only been duplicated by the 1976-1979 Cowboys teams. The 1995 season also brought about the fifth Super Bowl title for a Dallas Cowboys team, and the fourth championship for a Switzer-coached college or professional team.

In 1994, Switzer became just the third man to lead his team to the NFC Championship Game as a rookie NFL head coach – guiding the Cowboys to within 60 minutes of becoming the first NFC team to earn three straight Super Bowl berths.

The 19-year veteran head coach is fully aware of the challenges and expectations that surround the future of the Dallas Cowboys.

"Nothing has changed around here," says Switzer. "We're going to be measured by one thing in Dallas – and that's winning championships. The more success you have, the more people expect of you. That's the way it is with a great organization. Our players and coaches welcome those kinds of demands because we have winners in every aspect of the organization. Our players expect to win, and our coaches and fans expect the same thing."

Championship caliber football and Barry Switzer have been close companions in each of his 17 years as a head football coach.

As head coach of the University of Oklahoma from 1973 to 1988, Switzer was the guiding force behind one of the most dominant college football programs of all time. The 157-29-4 career record he amassed during that time underscores the long-term quality of winning Switzer brought to coaching. His .837 winning percentage at Oklahoma is the fourth highest mark in college history, behind only Notre Dame's Knute Rockne (.881) and Frank Leahy (.864) and Carlisle's George Woodruff (.846).

As the Sooners' head coach, Switzer personally guided the careers of more than 120 young men who went on to be drafted into the NFL. Of that listing, 16 players were NFL first round selections, and that group includes eventual Pro Bowlers such as Joe Washington, Lee Roy Selmon, Billy Sims, Keith Jackson and Troy Aikman.



In 1994, Switzer successfully met the challenge of transforming his winning ways from the college ranks to the high profile world of the NFL.

"The make-up of a winner is the same at any level of competition," says Switzer. "You win with quality players, with an overall commitment from everyone in the organization and with a solid team. Those elements have been in place with the Cowboys since Jerry Jones bought this club. I'm going to do everything I can to make sure we stay at this level."

Switzer's head coaching career began in 1973 at Oklahoma, where he was elevated from the position of offensive coordinator under Chuck Fairbanks.

After moving into the top spot, Switzer guided the Sooners to 28 consecutive wins from 1973 to 1975 and went 37 straight games without a defeat. When Oklahoma won national championships in 1974 and 1975, it marked the first time in history that a team had won back-to-back titles more than once.

During his 16 year tenure at Oklahoma, Switzer won three national championships (1974, 1975 and 1985), 12 Big Eight titles and was successful in eight of 13 bowl contests. His teams never finished lower than second place in the Big Eight Conference. He coached one Heisman Trophy winner (Billy Sims, 1978), two Lombardi Award winners (Lee Roy Selmon, 1975 and Tony Casillas, 1985), one Jim Thorpe Award winner (Rickey Dixon, 1987), one Defensive Player of the Year (Lucious Selmon, 1973) and a two-time Butkus Award winner (Brian Bosworth, 1985 and 1986).


His personal achievements have included awards from the Walter Camp Football Foundation, the Big Eight Conference, NCAA District V, the Washington Pigskin Club, The Sporting News, Football News, Playboy, The Associated Press and United Press International.

Following a playing career at the University of Arkansas from 1955-59, Switzer spent two years in the Army before returning to Arkansas in 1962, where he served as the scout team coach for two years. He then coached offensive ends from 1964-65. While working under Frank Broyles at Arkansas, Switzer coached both Cowboys' Owner Jerry Jones and former Cowboys Head Coach Jimmy Johnson as the Razorbacks claimed the national championship in 1964.

In 1966, Switzer moved to Oklahoma as the offensive line coach under Jim Mackenzie. When Chuck Fairbanks became head coach following Mackenzie's death in April 1967, Switzer was named the Sooners' offensive coordinator. He took on the responsibilities of assistant head coach in 1970.

A native of Arkansas, Barry Switzer (10/5/37) grew up in Crossett, where he graduated in 1955 with an appointment to the United States Naval Academy and offers of football scholarships at the University of Arkansas and Louisiana State University. He chose to attend Arkansas and completed a Bachelors of Arts degree in business administration in 1960. He played center and linebacker three years for the Razorbacks and was elected captain as a senior in 1959. That year, Arkansas reigned as Southwest Conference champion and Gator Bowl winner.

Barry has three children: Greg (10/5/68), Kathy (9/6/69) and Doug (9/27/72).





CAREER COACHING NOTES

1994-1996	Head Coach, Dallas Cowboys
1973-1988	Head Coach, University of Oklahoma
1985	National Champions, University of Oklahoma
1975	National Champions, University of Oklahoma
1974	National Champions, University of Oklahoma
1970-1972	Assistant Head Coach/Offensive Coordinator, University of Oklahoma
1967-1969	Offensive Coordinator, University of Oklahoma
1966	Offensive Line Coach, University of Oklahoma
1964-1965	Offensive Ends Coach, University of Arkansas
1962-1963	Assistant Coach, University of Arkansas

SWITZER'S CAREER COACHING RECORD

Year	Team	W	L	T	Pct.	Conf.	Postseason	W-L
1973	U. of Oklahoma	10	0	1	.955	1st		
1974	U. of Oklahoma	11	0	0	1.000	1st		
1975	U. of Oklahoma	11	1	0	.917	T1st	Orange Bowl	W
1976	U. of Oklahoma	9	2	1	.792	T1st	Fiesta Bowl	W
1977	U. of Oklahoma	10	2	0	.833	1st	Orange Bowl	L
1978	U. of Oklahoma	11	1	0	.917	T1st	Orange Bowl	W
1979	U. of Oklahoma	11	1	0	.917	1st	Orange Bowl	W
1980	U. of Oklahoma	10	2	0	.933	1st	Orange Bowl	W
1981	U. of Oklahoma	7	4	1	.625	2nd	Sun Bowl	W
1982	U. of Oklahoma	8	4	0	.666	2nd	Fiesta Bowl	L
1983	U. of Oklahoma	8	4	0	.666	2nd		
1984	U. of Oklahoma	9	2	1	.792	T1st	Orange Bowl	L
1985	U. of Oklahoma	11	1	0	.917	1st	Orange Bowl	W
1986	U. of Oklahoma	11	1	0	.917	1st	Orange Bowl	W
1987	U. of Oklahoma	11	1	0	.917	1st	Orange Bowl	L
1988	U. of Oklahoma	9	3	0	.750	2nd	Citrus Bowl	L
1994	Dallas Cowboys	12	4	0	.750		NFC East Champ	1-1
1995	Dallas Cowboys	12	4	0	.750		Super Bowl Champ	3-0

Bold indicates national champions

Totals								
Dallas Cowboys	24	8	0	.750	(regular-season)			
Dallas Cowboys	4	1	0	.800	(postseason)			
Univ. of Oklahoma	157	29	4	.837				
Career Totals	185	38	4	.824				





Hudson Houck

Assistant Head Coach/
Offensive Line



In just three seasons with Dallas, Hudson Houck has molded the Cowboys offensive line into one of the top units in club history. During his Dallas tenure, the Cowboys offensive line has surrendered just 67 sacks (1.4 per game) while guiding the offense to top eight rankings in total offense each season. In 1996 he adds the title and responsibility of assistant head coach to his position with the offensive line.

While with Dallas, six different offensive linemen have landed in the Pro Bowl (Nate Newton – three times, Mark Tuinei and Mark Stepnoski – twice, Larry Allen, Ray Donaldson and Erik Williams – once), including every current Dallas starter.

The 1995 squad established a club record when four members, Allen, Donaldson, Newton and Tuinei, were selected to the Pro Bowl. That group, along with a healthy Williams established a club record by allowing just 18 sacks, the second fewest allowed in the NFL in 1995, on 494 passing attempts (one per every 27.4 pass attempts), topping the mark of 20 sacks on 448 pass attempts (one per every 22.4 passes) set by the 1994 group. Troy Aikman was healthy and able to start every game for just the second time in his career behind this protection. Also in 1995, Houck's line led Emmitt Smith to his fourth NFL rushing title in five years, an NFL record 25 rushing touchdowns and a club record 1,773 yards rushing.

The pass protection marks set by the 1994 squad were done despite losing All-Pro tackle Williams to injury seven games into the season. Houck placed a rookie Allen, a second-round draft choice from tiny Sonoma State, into his spot at right tackle. Allen went on to start 10 games for Dallas and earned consensus All-Rookie honors. Following the season Newton, Stepnoski and Tuinei were chosen to participate in the Pro Bowl, marking the second straight season Dallas had three offensive linemen in Hawaii.

During his first season in Dallas, the offensive line allowed just 29 sacks in 504 passing opportunities, the fewest number of sacks in the NFC and the third fewest in the NFL. At the same time, Emmitt Smith grabbed his third straight NFL rushing title – only the fourth player in league history to accomplish that feat – while averaging 5.3 yards-per-carry. The Pro Bowl selection of Newton, Stepnoski and Williams after the season marked the first time in club history three offensive linemen had represented the team in Hawaii.

Prior to coming to Dallas, Houck spent 1992 coaching the offensive line for the Seattle Seahawks, and his group of linemen opened holes that allowed Chris Warren to rush for 4.6 yards per carry and 1,017 yards, the fifth 1,000-yard rushing season in club history and the first in Seattle since 1988.

Before joining Seattle, he spent nine years shaping one of the most dominate lines in the NFL for the L.A. Rams. From 1983 to 1992, no team sent more offensive linemen to the Pro Bowl than the Rams. In all, five Rams' linemen made twenty-one trips to Hawaii, including Jackie Slater (seven trips) and Doug Smith (six).

The excellence of the offensive line translated into a 1,000-yard rusher in seven of the nine seasons Houck was with the Rams, including four NFL rushing titles in the five years from 1983-87. Running the ball wasn't the Rams only offensive weapon, as Jim Everett passed for more yards from 1989-91 than any other quarterback in the NFL. Because of the pass protection provided by the offensive line, Everett did not miss a start from 1988-91.



Houck began a 16-year collaboration with John Robinson in 1976 at his alma mater, the University of Southern California. During his tenure at USC, Houck served as offensive line coach, guiding a group that would open holes for Heisman Trophy winners Charles White and Marcus Allen. While at USC, seven of Houck's offensive linemen went on to achieve All-America status and play in the NFL: Marvin Powell (Jets), Pat Howell (Oilers), Brad Budde (Chiefs), Keith Van Horne (Bears), Roy Foster (Dolphins/49ers), Bruce Matthews (Oilers) and Don Mosebar (Raiders).

Houck graduated from USC after playing three seasons as a center from 1962-64, including the Trojans' 1962 national championship team. He began his coaching career as an assistant at Crescenta Valley, CA, High School in 1966. He served two years in the United States Army from 1967-68, before returning to Crescenta Valley in 1969. From 1970-71 he served his first stint as an assistant at USC, before moving on to coach the offensive line at Stanford from 1972-75.

Houck (1/7/43) attended Eagle Rock High School in Los Angeles, CA. Hud has a grown son, Troy. His wife Elsie has two grown children, Scott and Holly.

Hudson Houck - Born January 7, 1943, Los Angeles, CA. Center Southern California 1962-64. College coach: Southern California 1970-72, 1976-82, Stanford 1973-75. Pro coach: Los Angeles Rams 1983-91, Seattle Seahawks 1992, joined Dallas in 1993.



Dave Campo

Defensive Coordinator



On January 24, 1995, Dave Campo was elevated to the position of defensive coordinator for the Dallas Cowboys. Campo, an assistant on the Dallas staff since 1989, had spent the previous four seasons as the team's secondary coach. One year after his appointment, Campo was calling the defensive shots in the coaches

booth at Super Bowl XXX in Tempe, AZ.

In 1995, Campo directed the fortunes for the World Champion Dallas defense which finished the season ranked third in the NFL in touchdowns permitted with just 32 allowed. Dallas also closed the year ranked third in the NFL in fewest points allowed with an average of 18.2 points per game. Only seven NFL teams had more interceptions than the 19 registered by the Dallas defense in 1995, and the Cowboys returned four of those interceptions for touchdowns, tying the team record.

With defensive stars such as Kevin Smith, Charles Haley, Deion Sanders and Russell Maryland missing a combined 37 starts, the Cowboys still managed to finish the season ranked ninth in the NFL (fourth in the NFC) in total defense, allowing 315.3 yards per game. Dallas was 16th in the NFL (ninth in the NFC) in rushing defense (110.8) and the Cowboys finished eighth in the NFL (fourth in the NFC) in pass defense - allowing just 204.5 yards per game through the air.

By season's end, Charles Haley and Darren Woodson had earned return trips to the Pro Bowl, while first year starter Brock Marion tied for the team lead in interceptions, with six, from his free safety position.

Prior to becoming Dallas' third defensive coordinator in the last four seasons, Campo directed the efforts of a secondary that had grown into one of the team's deepest and most productive units.

In 1994, while helping the Cowboys to the top defensive ranking in the NFL, the Dallas defensive backfield enjoyed its most productive season in several years.



While leading the NFL in total defense (269.6 yards per game), the 1994 Cowboys were also ranked first in the NFL in pass defense (allowing 172 yards per game). All-Pro strong safety Darren Woodson became the first Dallas defensive back to earn a starting Pro Bowl berth since Everson Walls (1985). Dallas finished the year tied for fourth in the NFL in total interceptions with 22 – a figure that represents the most interceptions by a Cowboys club since 1987. In addition, Woodson led the team in interceptions with five–marking the fourth straight year that a different Cowboys defensive back has captured the individual interception lead.

In 1993, while directing the secondary of the Super Bowl XXVIII Champion Cowboys, Campo's group was led by cornerback Kevin Smith, who intercepted more passes (six) than any other Dallas player since the 1986 season. Also in '93, strong safety Thomas Everett became the first Dallas defensive back in seven seasons to be selected to appear in the Pro Bowl.

Campo was hired by Dallas in 1989 after spending two years at the University of Miami as the secondary coach. At Miami, he helped the Hurricanes to a two-year record of 23-1 and a national title in 1987, while fine tuning the talents of the best defensive back in school history. Safety Bennie Blades was the 1987 Jim Thorpe Award winner (honoring the best collegiate defensive back) before being selected with the third pick in the NFL Draft by the Detroit Lions. Eight of Campo's Miami charges went on to sign NFL contracts.

Prior to joining Miami, Campo spent three seasons (1984-86) as part of a staff that turned Syracuse into a national championship contender.

He began his career at his alma mater, Central Connecticut State, where he spent the 1971-72 seasons. He then moved to Albany State (1973), Bridgeport (1974), the University of Pittsburgh (1975), Washington State (1976), Boise State (1977-79), Oregon State (1980), Weber State (1981-82) and Iowa State (1983).

In addition to starring at defensive back in college, David Cross Campo (7/18/47) twice earned All-East honors at shortstop at Central Connecticut State. He attended Robert E. Fitch High School in Groton, CT. He and wife Kay have six children – Angie, Eric, Becky, Tommy, Shelbie and Michael.

Dave Campo – Born July 18, 1947, New London, CT. Defensive back Central Connecticut State 1967-70. College coach: Central Connecticut State 1971-72, Albany State 1973, Bridgeport 1974, Pittsburgh 1975, Washington State 1976, Boise State 1977-79, Oregon State 1980, Weber State 1981-82, Iowa State 1983, Syracuse 1984-86, Miami 1987-88. Pro coach: joined Dallas in 1989.



Ernie Zampese

Offensive Coordinator



Ernie Zampese's 20th season in the NFL turned out to be his best, as his potent offense helped guide Dallas to a Super Bowl win and his first NFL title. The Dallas offense was at the top of most NFL rankings in 1995, leading the league in first downs and fewest interceptions, while finishing second in total points, touchdowns

and fewest sacks allowed.

The Cowboys captured their third Super Bowl title in four years with the fifth ranked offense in the NFL in 1995, averaging 364.0 yards-per-game – the best figure by a Dallas club since 1983 (the 435 points scored in 1995 were also the most since 1983). Dallas also had the second best rushing offense in the league in 1995, rolling up 137.6 yards-per-game – the best figure in Dallas since 1981. In addi-



tion, the 364 first downs picked up, established a new club record, snapping the mark of 342 set by the 1978 and 1983 clubs.

Individually, Emmitt Smith finished the year with his fourth NFL rushing title in five years, set an NFL record with 25 rushing touchdowns on the season and set a club record with 1,773 rushing yards. Troy Aikman was the league's third rated passer with a 93.6 rating and picked up his third career 3,000 yard passing season. Michael Irvin established team records with 111 receptions for 1,603 yards, including a NFL record tying string of seven consecutive games with over 100 yards receiving. The Cowboys offensive line allowed Dallas to snap the club-record for fewest sacks in a season set in 1994, allowing just 18 sacks in 1995.

In Zampese's inaugural season in Dallas in 1994, the offense finished the year eighth in the NFL in total offense with 332.6 yards-per-game, but even more importantly, they were second in scoring with 25.9 points per game. It was the Cowboys best scoring output since the 1983 squad set a club record at 29.9 points.

The Zampese driven scoring machine was fueled by Smith, who led the NFL with 22 touchdowns. Aikman completed 64.5 percent of his passes and set a new club record with the highest attempts per sack ratio ever at 25.8 (he topped that in 1995 with a 30.9 mark).

In his 13 years as an offensive coordinator, Zampese's teams have ranked in the top five in total offense seven times. For four of those seasons, he worked with former Dallas Offensive Coordinator Norv Turner, who spent the 1987-90 seasons as receivers coach with the Rams under Zampese. During that time, Turner learned the style of offense he successfully brought to Dallas in 1991. Zampese, who was the Rams offensive coordinator from 1987-93, took over the Dallas offense when Turner left after Super Bowl XXVIII to become the head coach of the Washington Redskins.

During Zampese's seven seasons in Los Angeles, his offense allowed quarterback Jim Everett to post five consecutive 3,000-plus yard seasons from 1988 to 1992, including a career-high 4,310 yards in 1989. One reason for Everett's success was the fact that he never missed a start due to injury during that span, extending a consecutive games started streak to over 90 games.

Receiver Henry Ellard posted four consecutive 1,000-yard receiving seasons (1988-91), and five times in seven seasons a Rams running back topped the 1,000 yard rushing mark.

Prior to joining the Rams' staff in 1987, Zampese was the offensive coordinator for San Diego from 1983-86 after serving as the Chargers wide receivers coach from 1979-82. As offensive coordinator, he worked with quarterback Dan Fouts, who put together three consecutive 3,000-plus yard seasons under Zampese.

Zampese began his pro coaching career as a defensive backs coach for the Chargers in 1976. The next year he became a scout for the New York Jets, before returning to the Chargers in 1979.

The Southern California high school Player of The Year at Santa Barbara High in 1953, Zampese went on to play tailback at the University of Southern California.

After receiving his master's degree in physical education in 1962 from Cal Poly-San Luis Obispo, Zampese began his coaching career at Allan Hancock Junior College in Santa Maria, CA. He then coached at Cal Poly-SLO in 1966, before moving to San Diego State from 1967-75 where he coached defensive backs.

Born in Santa Barbara, CA (3/12/36), Ernie and wife Joyce have two daughters, Kristin and Laurie, two sons, Kenneth and Jon, and six grandchildren: Jillian, Boone, Chelsey, Jesse, Jeana and Lexi.

Ernie Zampese – Born March 12, 1936, Santa Barbara, CA. Halfback Southern California 1956-58. College coach: Hancock, Calif., J.C. 1962-65, Cal Poly-SLO 1966, San Diego State 1967-75. Pro coach: San Diego Chargers 1976, 1979-86, New York Jets 1977-78 (scout), Los Angeles Rams 1987-93, joined Dallas in 1994.



Hubbard Alexander

Wide Receivers



Last year, Hubbard Alexander's wide receiving corps recorded the second highest receiving yardage total in Alexander's tenure with the Cowboys and helped Dallas win its third Super Bowl in four years. Michael Irvin once again proved that he is one of the premier receivers in the National Football League, while Kevin Williams successfully stepped into the second receiver role. "Axe" also incorporated Deion Sanders as a third receiver late in the year.

Irvin finished the 1995 season fourth in the NFL in receiving yards with 1,603 and fifth in the league with 111 receptions, both totals establishing new team records and personal career highs. On the way to his fifth consecutive Pro Bowl appearance, Irvin tied the NFL record for consecutive 100-yard receiving games with seven straight. He finished the year with a club-record 11 100-yard receiving games. In his first year as a starting wide receiver, Williams contributed 38 catches for 613 yards, including 19 receptions for 361 yards over the final four games of the season. He set a career high with nine catches for 203 yards in the season finale at Arizona (12/25) and tallied 11 receptions for 185 yards in three playoff games. Sanders added two receptions for 25 yards before tallying three catches for 95 yards in postseason play.

In 1994, Irvin earned his fourth Pro Bowl appearance after tallying 1,241 yards on 79 receptions. Irvin also established career postseason highs when he recorded 12 catches for 192 yards in the NFC Championship Game. Alvin Harper led the league with a 24.9 yards-per-catch average, the highest by a Dallas receiver since Bob Hayes averaged 26.1 in 1970, and Williams flourished down the stretch, tallying six catches for 78 yards in the NFC Championship Game.

In 1993, Alexander directed a wide receiving corp that helped lead the Cowboys to their second straight World Championship. Irvin finished second in the NFL in receiving yardage with 1,330 and third in receptions with 88, and Harper finished second in the NFL in yards-per-catch with a 21.6 average while surpassing career highs with 36 receptions for 777 yards.

In 1992, Irvin finished second in the NFL with 1,396 receiving yards. This came a year after Alexander's star pupil made an even bigger impact on the NFL during the 1991 season. That year, Irvin led the NFL with 1,523 receiving yards, sixth most in NFL history at the time, and the NFC with 93 catches. He was also named MVP in the 1992 Pro Bowl.

In 1990, "Axe" guided a pair of starting wide receivers who each returned from major knee surgery. Kelvin Martin had his best pro season with a team-high 64 catches to finish eighth among NFC wide receivers in catches. Irvin scored a touchdown every four receptions and averaged 20.7 yards per catch, the highest by a Cowboys player since 1981.

In his first year with the team, 1989, Alexander lost Irvin and Martin to knee injuries and had to quickly develop an inexperienced group. Rookie James Dixon, who joined the Cowboys after the preseason, led the team in yards per catch and set a club rookie-record with 203 receiving yards against Phoenix (11/12).

In 10 seasons at the University of Miami, Alexander developed the three leading receivers in school history. As tight ends coach from 1979-84, he worked with Glenn Dennison (1981-83), who set a school record for career receptions. This record was surpassed by another Alexander protegé, All-America Willie Smith (1984-85).



In 1985, Alexander took over the wide receivers and began to mold a trio consisting of Brian Blades, Brett Perriman and Irvin. All three were among the first 52 players selected in the 1988 NFL Draft, and all three led their respective NFL teams in receiving in 1991. Irvin also broke most of Miami's receiving records, including Smith's career catch mark.

Following nine terms as a highly successful high school coach in Memphis, TN, Alexander spent four seasons as an assistant at Vanderbilt before joining Miami. A three-year starter at center at Tennessee State, Alexander earned All-America honors as a senior and signed as a free agent with Dallas. He began his coaching career with his alma mater in 1962, after graduating with a Bachelor of Science degree in Health and Physical Education.

Hubbard Lindsay Alexander (2/14/39) graduated from Atkins High School in Winston-Salem, NC. He and wife Gloria have three sons – Todd, Chad and Bard.

Hubbard Alexander – Born February 14, 1939, Winston-Salem, NC. Center Tennessee State 1958-61. College coach: Tennessee State 1962-63, Vanderbilt 1974-78, Miami 1979-88. Pro coach: joined Dallas in 1989.



Joe Avezzano

Special Teams



The Cowboys special teams under Joe Avezzano's direction have been characterized by consistency, big plays and an ability to positively affect the outcome of games. Avezzano's efforts and excellence have not gone without notice. Twice in the last five years (1991 and 1993), Avezzano has been named the NFL's Special Teams Coach of the Year, based on a vote of the NFL's special teams coaches.

After suffering heavy losses to free agency going into 1995, Avezzano was challenged to produce at that same high level of consistency with a cast of characters that was made up of several rookies or veteran newcomers. In spite of the transition, the Cowboys closed the 1995 season ranked fourth in the NFL in punt return average with an 11.1 yards-per-attempt mark, while also finishing seventh in the NFL in kickoff coverage, limiting opponents to 19.5 yards-per-kickoff return. Second year placekicker Chris Boniol closed the season with the NFL's longest streak of consecutive successful field goal attempts (a team record 25 straight), while the Cowboys special teams effort was once again considered among the NFL's elite by playoff time.

In 1994, the Cowboys led the NFL in team kickoff return average, and Kevin Williams ranked fourth in the NFL in individual kickoff return average (26.7). Also in 1994, Williams became the first Cowboy ever to return a kickoff and a punt for a touchdown in the same season.

In the Super Bowl season of 1993, the Cowboys were the only team in the NFL to finish the regular season with a Top 10 ranking in all four major kicking game categories. Consistency spelled results for the Cowboys as they compiled the following NFL rankings: kickoff returns (seventh), opponents kickoff returns (ninth), punt returns (ninth) and opponents punt returns (second).

In addition to building very productive coverage and return units, the Cowboys have established a well deserved reputation for making the big play. Since joining the Cowboys in 1990, Avezzano's units have been responsible for 12 blocked kicks. Moreover, in the last four seasons, Kevin Williams (3) and former Cowboy



Kelvin Martin (2) have combined to return five punts for touchdowns.

Avezzano won his first NFL Special Teams Coach of the Year award after the 1991 season when the Cowboys led the NFL in points scored on special teams with 20 and in kickoff return average with a 21.7 mark. Also, for the first time in the same season in team history, Dallas placed a player in the top three in the league in both punt return average and kickoff return average.

Before coming to Dallas, Avezzano coached the offensive line at Texas A&M for four seasons, during which time the Aggies won three Southwest Conference titles and two Cotton Bowls.

During his tenure at Texas A&M, Avezzano groomed six All-Southwest Conference picks, including All-Americans Richmond Webb and Doug Williams. Four of his charges were selected in the NFL Draft, three of those (Webb, Williams and Jerry Fontenot) in the first three rounds.

Avezzano took on the additional duties of offensive coordinator in 1988 when sophomore running back Darin Lewis finished second in the nation in rushing to earn first-team All-America honors.

Before joining the Aggies, Avezzano spent five seasons as head coach at Oregon State. From 1977-79, he served as offensive coordinator at Tennessee, and he was the offensive line coach at Pittsburgh (1973-76), helping the '76 Panthers to the national title.

Avezzano began his coaching career at Washington High School in Massillon, OH, in 1967. He then coached at Florida State before joining Iowa State in 1969.

Born in Yonkers, NY (11/17/43), Avezzano grew up in Miami where he played football at Jackson High School under current Cowboys Running Backs Coach Joe Brodsky. After starring at guard for Florida State, Avezzano was drafted by the Boston Patriots. Joe and wife Diann have a son, Anthony.

Joe Avezzano – Born November 17, 1943, Yonkers, NY. Guard Florida State 1961-65. Pro center Boston Patriots 1966. College coach: Florida State 1968, Iowa State 1969-72, Pittsburgh 1973-76, Tennessee 1977-79, Oregon State 1980-84 (head coach), Texas A&M 1985-88. Pro coach: joined Dallas in 1990.



Jim Bates

Linebackers



One of the new faces on the Cowboys staff in 1995 is Jim Bates, who spent last season as the secondary coach with the Cleveland Browns. In Dallas he will become the linebackers coach, taking over for Jim Eddy who left to become defensive coordinator for the Detroit Lions. Bates is entering his 27th year of coaching, having worked as an assistant at every defensive position, a defensive coordinator and a head coach in the United States Football League.

In 1995, Bates' Cleveland secondary intercepted 17 passes, good for third in the AFC in that department. Last season was his second tour of duty with the Browns, having previously served as the team's linebackers coach in 1991 and the defensive ends coach in 1992-93. Under his guidance, the 1992 club established a Browns' record with 48 sacks on the year, and the following season his group came back and tied that mark with 48 more. In 1994, Bates left Cleveland to serve a one year stint as the defensive coordinator with the Atlanta Falcons, where his secondary intercepted 22 passes – good for fourth in the NFL.



Prior to joining the NFL in 1991, Bates was the defensive coordinator/secondary coach at the University of Florida in 1990, where his Gator defense ranked fifth in the nation in total yards allowed. In 1989, he was the linebackers coach at Tennessee, where the Volunteers were co-champions of the Southeastern Conference and Cotton Bowl champions.

Prior to joining the Browns, Bates had earned professional coaching experience with stops in the USFL and the Arena Football League. Bates was the defensive coordinator for the San Antonio Gunslingers in 1984, and in 1985 he was promoted to head coach. In 1986 he served as the defensive coordinator for the Arizona Outlaws. In 1988 he was an assistant coach with the Detroit Drive of the AFL.

Bates spent six years (1978-83) as the secondary coach and defensive coordinator at Texas Tech. In 1977 he tutored the secondary at West Virginia. Bates coached linebackers at Kansas State in 1975 and 1976. At Villanova in 1973, he was the offensive line coach and then the linebackers the following season.

Bates spent the 1972 season coaching freshmen at Southern Mississippi. Prior to that, he was a graduate assistant at his alma mater, Tennessee (1968) and the head coach at Sevier County, Tenn., High School.

As a linebacker for the Vols, Bates played in the 1968 Orange Bowl, the 1966 Gator Bowl and the 1965 Bluebonnet Bowl. Bates graduated from Tennessee in 1969 with a degree in physical education. He is a 1964 graduate of Oxford, Mich., High School.

Jim and wife Beverly live in Irving. He has two sons: James, who is a senior linebacker at the University of Florida, and Jeremy, who is a sophomore quarterback at Rice.

Jim Bates - Born May 31, 1946, Pontiac, MI. Linebacker Tennessee 1964-67. College coach: Tennessee 1968, Southern Mississippi 1972, Villanova 1973-74, Kansas State 1975-76, West Virginia 1977, Texas Tech 1978-83, Tennessee 1989, Florida 1990. Pro Coach: San Antonio Gunslingers (USFL) 1984-85 (head coach 1985), Arizona Outlaws (USFL) 1986, Detroit Drive (AFL) 1988, Cleveland Browns 1991-93 and 1995, Atlanta Falcons 1994, joined Dallas in 1996.



Craig Boller

Defensive Tackles



Craig Boller, with the departure of John Blake to the University of Oklahoma, will take over responsibility for the Cowboys defensive tackles in 1996, sharing the defensive line duties with new Defensive Ends Coach Tommy Hart. As a defensive assistant in 1995, Boller worked with the defense throughout the season before

taking over the line duties during the Cowboys playoff run.

With Boller at the helm, the Cowboys defensive line accounted for 12 sacks during Dallas' three game march to the Super Bowl XXX title. Those 12 sacks were the most sacks over a three game span for Dallas since the first three games of the 1994 season when they recorded 15.

The Dallas defensive line registered 30.5 sacks during the 1995 season, with tackles Chad Hennings (5.5), Leon Lett (3.0) and Russell Maryland (2.0) accounting for a third of that total. Hennings, who tied for second on the team in sacks, finished eighth on the team with 56 tackles while recording 22 quarterback pressures. Lett, who participated in only twelve games, contributed 53 tackles and 19 pres-



tures while tying for the team lead with six tackles for losses. Maryland, who missed three games, contributed 34 stops and 16 pressures.

Before joining the Dallas staff in 1995, Boller spent eight seasons as the defensive line coach at Iowa State University. Prior to coaching the Cyclones, Boller was an assistant at Oregon State from 1980-86. He was on the same Beavers staff with current Cowboys Defensive Coordinator Dave Campo (1980), Special Teams Coach Joe Avezzano (1980-84 – head coach) and Tight Ends Coach Robert Ford (1980-81). Before moving to Oregon State, Boller spent two seasons with Memphis State after serving as a part-time assistant coach at Tennessee in 1977.

He started his coaching career as an assistant coach at Knoxville High School (1971-73) before moving on to William Penn College (1974-76) in Iowa, where the Statesmen went 30-3 during that time and won the Iowa Conference title in Boller's only year as head coach, 1976.

Boller played under Cowboys Scouting Director Larry Lacewell and Special Teams Coach Joe Avezzano at Iowa State, where he lettered three times as a collegiate defensive tackle. As a prep, Boller was an all-state fullback at Belmond (Iowa) High School, where he played on three straight unbeaten teams. At Belmond, Boller earned four letters each in football, basketball and track while earning 5 letters in baseball.

Born in Belmond, IA (1/29/48), Craig has two daughters, Valerie (28) and Kimberly (25).

Craig Boller – Born January 29, 1948, Belmond, IA. Defensive tackle Iowa State 1966-70. College coach: William Penn College 1974-76 (head coach 1976), Tennessee 1977, Memphis State 1978-79, Oregon State 1980-86, Iowa State 1987-94. Pro coach: joined Dallas in 1995.



Joe Brodsky

Running Backs



Throughout his seven seasons in Dallas, Joe Brodsky has been a key ingredient in the Cowboys struggle from the bottom of the National Football League heap to a spot at the top, and the 1995 season was no exception. Brodsky's top gun, Emmitt Smith, opened the season with a 60-yard touchdown run on the Cowboys first running play of the season and finished the year with two touchdowns in a 27-17 Super Bowl XXX win over Pittsburgh.

Smith established numerous records during a season in which he led the league in rushing and touchdowns. His 1,773 yards on the ground established a new Dallas record and his 25 touchdowns set a new NFL mark for a single-season.

Under Brodsky's guidance, Smith first led the league in rushing in only his second season as a pro in 1991, and in 1990, Brodsky first oversaw the rapid advancement of Smith, who, despite missing all of training camp, led league rookies in rushing yards and earned NFL Rookie of the Year honors. In only six seasons with Brodsky, Smith stands 13th in NFL history with 8,956 yards rushing and has 100 career touchdowns. The NFL's MVP in 1993 and four-time league rushing champion, Smith is the only running back in league history to record four consecutive seasons with over 1,400 yards rushing (Smith has accomplished this in five straight seasons 1991-95).



Smith's backfield mate, fullback Daryl Johnston, has been a two-time Pro Bowl selection (1993 and 1994) during Brodsky's tenure. In addition to the outstanding blocking skills he provides the Dallas offense, Johnston amassed a career-high 463 total yards in 1994 and in 1995 posted his second consecutive 100-yard rushing season, the first back-to-back of his career.

Although coaching an Emmitt Smith and Daryl Johnston might seem easy, Brodsky's work with their replacements over the years has been even more outstanding. In 1994, with Smith sidelined at times due to injury and second-year back-up Derrick Lassic out for the season with a knee injury, Brodsky was forced to call on former Arena League player Lincoln Coleman and late season free agent signee Blair Thomas. Both Coleman and Thomas stepped into the Dallas lineup admirably, with Coleman leading the team in rushing twice in October, and Thomas coming off the bench to do the same in the season finale and first-round playoff win against Green Bay – where he also scored two touchdowns.

When the 1993 season opened, Brodsky was without star pupil Smith, and newcomer Lassic became the first rookie in NFL history to start a season opener at running back for a defending Super Bowl champion. Lassic went on to finish second on the team in rushing.

In 11 seasons (1978-88) as running backs coach at the University of Miami, Brodsky groomed 10 NFL Draft picks, including three – Ottis Anderson, Alonzo Highsmith and Cleveland Gary – picked in the first round. Gary set a Miami record for catches in a season by a back with 57 in 1988, and Highsmith originally went to Miami as a defensive lineman.


For 13 seasons, Brodsky was one of South Florida's most successful high school coaches, posting a 104-32 record and five Greater Miami Athletic Conference titles at Miami-Jackson (1965-70) and Hialeah-Miami Lakes (1971-77), where in 1975 he guided the team, quarterbacked by his son, Joe, Jr., to a 14-0 record and the Florida state title. One of his charges at Jackson High School was current Cowboys Special Teams Coach Joe Avezzano.

Brodsky has won a state title as a high school head coach, two national titles as a college assistant and three Super Bowl titles as an assistant with the Cowboys.

A four-year letterman in football and track at the University of Florida, Brodsky started at fullback and linebacker for the Gators.

Joseph Brodsky (6/9/34) is a native of Miami, where he graduated from Jackson High School. He and wife Joyce have three sons – Joe, Jr., Larry and Jeffrey – and two grandchildren, Amanda and Joe. Larry, a wide receiver at Miami from 1979-81, is fifth on the Hurricanes' all-time receiving list.

Joe Brodsky – Born June 9, 1934, Miami, FL. Fullback/linebacker Florida 1953-56. College coach: Miami 1978-88. Pro coach: joined Dallas in 1989.



Robert Ford

Tight Ends



Tight Ends Coach Robert Ford had the luxury of having a Pro Bowl tight end (Jay Novacek), a pass catching back-up tight end (Eric Bjornson) and a blocking tight end (Kendell Watkins) at his disposal in 1995, and the three of them helped pave the way for Dallas to claim its third Super Bowl title in four years.

Novacek was named to his fifth straight Pro Bowl in 1995 after recording a career-high 705 yards on 62 catches, the second highest total of his career. His



reception total tied for the highest among NFC tight ends and third highest among NFL tight ends, while his yardage total ranked second in the NFC and fifth in the NFL for tight ends. He now has six straight years of 44-or-more receptions in a season. Since Ford's first season with the Cowboys in 1991, no other NFL tight end has caught more passes than Novacek's 280.

Dallas drafted Bjornson to back up Novacek as a pass catching tight end, and he contributed seven catches for 53 yards during his rookie season. The Cowboys used Watkins as a blocker in two tight end formations, and he helped lead Emmitt Smith to his fourth NFL rushing title and a NFL record 25 rushing touchdowns.

In 1994, Novacek provided Ford and the Cowboys with another Pro Bowl season, recording 47 receptions for 475 yards to rank second among NFC tight ends.

While Novacek earned yet another Pro Bowl performance in 1993, Ford was forced to use five different players to fill a back-up void. Novacek recorded his fourth 100-yard receiving day as a Cowboy (Buffalo 9/12) to tie Doug Cosbie's club record for tight ends. When Alfredo Roberts went down with a season-ending foot injury early in training camp, Ford used Kelly Blackwell, Joey Mickey, Jim Price and Scott Galbraith at various times behind Novacek.

The duo of Novacek and Roberts flourished in the Cowboys march to Super Bowl XXVII in 1992. Novacek's career high 68 catches enabled him to become the first Dallas tight end with 50 or more catches in three consecutive seasons, and he surpassed Cosbie's club season record for catches by a tight end en route to becoming an All-Pro. Roberts, meanwhile, set career highs for catches and yards.

The 1991 season was Ford's first full-time assignment with Dallas, but he was not a stranger to the Cowboys' staff after spending the previous summer at training camp as one of the recipients of the Jerry Jones Minority Coaching Fellowship.

Ford coached 15 years on the collegiate level and one season with the Houston Gamblers of the USFL before coming to Dallas. He spent 1989-90 as receivers coach at Texas A&M, helping the Aggies to two bowl appearances.

Prior to joining Texas A&M, Ford spent two seasons at Texas Tech, where he developed a trio of wide receivers – Tyrone Thurman, Eddy Anderson and Wayne Walker – who each earned All-Southwest Conference honors and finished one-two-three on the Red Raiders' all-time receiving list.


As receivers coach with the Gamblers in 1985, Ford oversaw Ricky Sanders, Clarence Verdin and Richard Johnson. Under Ford, Johnson caught 103 passes for 1,384 yards, Verdin had 84 catches for 1,004 yards and Sanders, who grabbed 101 receptions for 1,378 yards in 1984, caught 48 passes for 538 yards despite playing only 10 games in 1985.

After beginning his coaching career at Saginaw, MI, High School in 1973, Ford moved on as receivers coach at Western Illinois (1974-76), New Mexico (1977-79), Oregon State (1980-81), Mississippi State (1982-83) and Kansas (1986). Ford was on the same staff with current Cowboys assistants Joe Avezzano, then Beavers' head coach, Dave Campo and Craig Boller at Oregon State.

The only player in the history of the NCAA to catch two 99-yard touchdown passes, Ford led the University of Houston in receiving, punt returns and kickoff returns in 1972, when he earned third-team All-America honors. While with the Cougars, Ford roomed with former Cowboys fullback Robert Newhouse.

A native of Belton, TX (6/21/51), Robert starred at Belton High School. He earned a BA degree in education from Houston and a Master's in athletic administration from Western Illinois. He and wife Janice have two sons, Bobby and Jason.

Robert Ford – Born June 21, 1951, Belton, TX. Wide receiver University of Houston 1970-72. College coach: Western Illinois 1974-76, New Mexico 1977-79, Oregon State 1980-81, Mississippi State 1982-83, Kansas 1986, Texas Tech 1987-88, Texas A&M 1989-90. Pro coach: Houston Gamblers (USFL) 1985, joined Dallas in 1991.



Tommy Hart

Defensive Ends



Tommy Hart, a former All-Pro defensive end, joins the Cowboys coaching staff to take over responsibility for Dallas' defensive ends. With the departure of former Defensive Line Coach John Blake to the University of Oklahoma, Hart will share line duties with new Defensive Tackles Coach Craig Boller.

The defensive ends Hart is taking over accounted for 20.5 of the Cowboys 36 sacks in 1995. Charles Haley finished tied for 13th in the league with 10.5 sacks along with 35 tackles and 33 quarterback pressures despite missing the final three games of the regular season following back surgery. Tony Tolbert finished tied for fifth on the team with a career high 99 tackles, while adding 41 quarterback pressures and 5.5 sacks. Reserves Shante Carver and Hurvin McCormack combined for 43 tackles, 4.5 sacks and 12 quarterback pressures.

Hart, who was inducted into the State of Georgia Sports Hall of Fame in 1993, has been out of football since 1993 focusing his time on private business interests. From 1983 to 1991, he was an assistant defensive line coach for the San Francisco 49ers. While under Hart's tutelage, Pro Bowler Fred Dean recorded the second most sacks in a season in San Francisco history when he tallied 17.5 in 1983. The 1983 Dean led defense recorded 57 sacks for the year, third most in franchise history, while the 1985 defense registered 60 sacks, ranking second in team history. Hart also coached current Cowboy Pro Bowl end Charles Haley (1986-91) before moving to the 49ers scouting department for the 1992-93 seasons.

Hart, who has spent 24 of the last 28 years in the NFL as a player, assistant coach or scout, finished his playing career in 1980 with the New Orleans Saints after spending two years with the Chicago Bears and ten years with the San Francisco 49ers. Originally a tenth round draft choice of the 49ers in 1968, he registered a career high 17 sacks in 1972, and he set a 49ers club record with six sacks in a single game at the Rams (10/11/76) on his way to 16 sacks for the season and All-Pro and Pro Bowl honors. Hart was a two time winner (1972 and 1976) of the Len Eshmont Memorial Award, awarded annually to the Forty Niner player who best exemplifies the inspirational and courageous play of Len Eshmont.

Hart earned second team NAIA All-America honors as a senior at Morris Brown College after earning all-conference honors for three consecutive years. Hart earned four letters in football as an offensive guard/tackle and defensive tackle and three letters in track as a sprinter/shot putter.

Born in Macon, GA (11/11/44), Tommy and wife Cherrie have four daughters, Sebrinna, Ywaketa, Tanya (attending San Jose State University) and Crystal (attending San Diego State University).

Tommy Hart – Born November 11, 1944, Macon, GA. Defensive end Morris Brown College 1964-68. Pro defensive end San Francisco 1968-77, Chicago 1978-79, New Orleans 1980. Pro coach: San Francisco 1983-93 (scout 1992-93), joined Dallas in 1996.



Steve Hoffman

Kickers/Quality Control



Steve Hoffman has rapidly developed a reputation around the NFL for his ability to find and develop young players with kicking talent.

In four of the last six seasons, Hoffman has developed a rookie free agent kicker or punter who has become a productive performer as a Dallas starter.

Two years ago, Hoffman found rookie-free agent Chris Boniol, and the place-kicker went on to hit 22-of-29 field goal attempts (75.9%) to set a team record for field goal percentage by a rookie. Last season, Boniol hit on 27 of his 28 field goal attempts (a team record 96.4% and the second best mark in NFL history), including his last 25 straight. That streak, which marked a new Dallas record for consecutive field goal attempts without a miss, is the NFL's longest current streak (heading into 1996). Boniol also scored 127 points in 1995 to establish a club-record for points by a kicker.

In 1993, Hoffman introduced free agent punter John Jett to the NFL, and the newcomer responded by finishing the year ranked third in the NFL in net punting average (37.7).

Boniol (in his third year with Dallas) and Jett (fourth) return to the Cowboys in 1996 to form one of the NFL's youngest and most productive kicking combinations.

Hoffman discovered a pair of rookie free agent place kickers in 1990 and 1992, and each went on to establish Dallas records for scoring by a rookie. In 1990, Ken Willis set the mark with 90 points, and in 1992, rookie Lin Elliott shattered that standard by scoring 119 points.

After joining the Cowboys to coach the kickers in 1989, Hoffman gained the duties of quality control in 1990. He currently coordinates the computer scouting of all Cowboys future opponents on video tape, while providing internal analysis of the Cowboys own tendencies and productivity.

From 1985-87, he oversaw the kickers at the University of Miami where one of his charges was Jeff Feagles, a seven-year pro who punted for Arizona last season. Hoffman also was a top instructor for Ray Pelfrey's kicking camps, where his students included Barry Helton, who booted for the L.A. Rams in 1991, and Brian Hansen, the Saints' all-time leading punter.

For two springs, Hoffman coached in Italy as offensive coordinator of the Bellusco Seahawks in 1987 and the Rho Blacknights in 1988. In the fall of 1988, he coached at Sunset High School in Miami.

In 1983, Hoffman punted for the Washington Federals of the United States Football League. He also went to training camp with the Redskins in 1981 and 1983, Seattle in 1984 and New Orleans in 1985.

Born in Camden, NJ (9/8/58), Hoffman starred in baseball and football at York Suburban High School in York, PA. He earned All-Mid-Atlantic Conference honors at Dickinson College, where he played quarterback, running back and wide receiver while handling the punting duties. Hoffman earned a Bachelor of Arts degree in economics from Dickinson and a Master of Science in sports administration from St. Thomas. He met his wife, Raffaella, while coaching in Italy, and they now reside in Coppell, TX, with their daughter Micaela (10/18/95).

Steve Hoffman – Born September 8, 1958, Camden, NJ. Quarterback-running back-wide receiver Dickinson College 1979-82. Pro punter Washington (USFL) 1983. College coach: Miami 1985-87. Pro coach: joined Dallas in 1989.



Clancy Pendergast



Defensive Assistant/ Quality Control

Another new face on the defensive side of the ball in 1996 will be Clancy Pendergast, who will serve the dual role of defensive assistant/quality control. Pendergast, who joined the Cowboys this year after one season with the Houston Oilers, will oversee defensive quality control while also assisting the defensive positional coaches. Pendergast's involvement with the quality control will include breaking down film of Cowboy opponents and compiling coaching reports on their offensive tendencies.

Pendergast spent the 1995 season performing a similar function with the Oilers. He joined Houston from Alabama-Birmingham, where he was named the tight ends coach in January of 1995. Prior to his short stint at UAB, Pendergast spent the 1993-94 seasons working with the tight ends and as an advance scout at Oklahoma. In 1992, Pendergast was a defensive assistant at Southern Cal. After earning his bachelor's degree from Arizona (1990), Pendergast worked the 1991 season as a graduate assistant at Mississippi State, helping with the receivers and working as an advance scout.

Pendergast is a native of Phoenix, AZ.

Clancy Pendergast – Born November 29, 1967, Phoenix, AZ. College coach: Mississippi State 1991, Southern Cal 1992, Oklahoma, 1993-94. Pro Coach: Houston Oilers 1995, joined Dallas in 1996.



Mike Woicik



Strength and Conditioning

Since Mike Woicik's arrival as the strength and conditioning coach in 1990, the Dallas Cowboys have developed into one of the healthiest and best conditioned teams in the National Football League, which is evident in their overall record of 78-31, including eleven playoff victories and three Super Bowl titles, during his tenure.

The conditioning aspect has been especially prevalent in Dallas' ability to finish a season strong. Over the past six seasons, Dallas has a cumulative record of 33-10 in games played from Thanksgiving on through to the end of the playoffs.

Woicik also plays a large role in the players rehabilitation programs. Working with the Cowboys medical staff, he implements programs for players to regain their strength during lengthy rehabilitation periods. This allows the players to return to the practice field in a more timely manner and in many cases, ahead of their anticipated return date.

His outstanding efforts were rewarded by his peers when they voted Woicik the NFL's "Strength Coach of the Year" following the 1992 NFL title season.

Woicik joined the Cowboys staff after 10 years as the strength and conditioning coach at Syracuse University, which became one of the nation's top football pro-



grams during his tenure. One of Woicik's prize pupils was fullback Daryl Johnston, who was picked in the second round by Dallas in 1989. Woicik also worked with current Cowboys Defensive Coordinator Dave Campo at Syracuse.

From 1978-80, Woicik was the track coach and weight room coordinator at Springfield College in Massachusetts.

An outstanding discus thrower at Boston College, Woicik set a school record of 180 feet, 5 inches, earned All-East honors and qualified for the NCAA championships. He also competed in the shot put and hammer throw.

A native of Westwood, MA (9/26/56), Mike Woicik (pronounced WOY-sick) competed in football and track at Westwood High School. He earned his Bachelor's degree in history from Boston College and Master's in physical education from Springfield.

Mike Woicik – Born September 26, 1956, Westwood, MA. Track Boston College 1974-78. College coach: Springfield 1978-80, Syracuse 1980-89. Pro coach: joined Dallas in 1990.



Mike Zimmer

Defensive Backs



In his first season as the Cowboys defensive backs coach, Mike Zimmer dealt with injury and new faces in shaping a Dallas secondary that surrendered only 204.5 passing yards-per-game, the eighth best total in the NFL. His secondary was part of a defense that held opponents to less than 200 yards passing in 10-of-16 games

en route to the Cowboys' third Super Bowl title in four years. In the process, Darren Woodson proved again that he is one of the premier safeties in the NFL while Larry Brown stepped up his game in the absence of corner mate Kevin Smith and the presence of Deion Sanders.

The 1995 season opened on a sour note when starting cornerback Smith was lost for the season with a ruptured achilles tendon in the first game of the year. Zimmer then worked Sanders into the secondary's schemes when he joined the starting lineup in Week Nine. Zimmer also had to work new players into his nickel packages throughout the season.

Dallas picked off 19 passes in 1995, 18 by the secondary, and returned four for touchdowns, tying the club record established in 1985. Cornerback Larry Brown intercepted six passes, returning two for touchdowns. He added three more picks during the playoffs, including two during Super Bowl XXX that earned him MVP honors. Free safety Brock Marion also picked off six passes, scoring one touchdown, while Woodson (one touchdown) and Sanders added two thefts apiece. Woodson led the team with 144 tackles and tied for the team lead with six tackles for losses while earning his second straight trip to the Pro Bowl.

As a defensive assistant in 1994, Zimmer worked with the Cowboys' nickel defense, which helped Dallas' secondary finish the season as the top ranked pass defense in the league (172.0 passing yards-per-game). Strong safety Woodson, who earned his first Pro Bowl trip, and free safety James Washington each intercepted five passes to lead a defense which picked off 22 passes during the year. Woodson, Marion and safety Bill Bates were key contributors on the Cowboys special teams.

Before joining the Dallas staff in 1994, Zimmer spent five seasons as the defen-



sive coordinator/secondary coach at Washington State University. Zimmer's first Cougar defense in 1989 established a school record with 24 interceptions and 48 sacks on the season. In 1992, Washington State finished the season with the 18th ranked defense in the nation and established a school record by allowing opponents to convert only 26.1 percent of their third downs. In 1993, Washington State climbed to eighth in the nation in total defense, allowing just 298 yards per game, and second in rushing defense. Zimmer's unit established a school record by allowing only 86 yards per game and 2.16 yards per carry.

Prior to joining the Cougars' staff, Zimmer was an assistant at Weber State College from 1981-88. He was on the same staff with current Cowboys Defensive Coordinator Dave Campo during the 1981-82 seasons. Zimmer coached inside linebackers from 1981-84, while adding the duties of defensive coordinator in 1983. From 1985-88 he served as coordinator and oversaw the secondary. The 1981 Wildcat defense led the Big Sky Conference, and his 1987 group set a school record with six defensive touchdowns. That 1987 team posted a 10-3 record, the best mark in school history.

Zimmer began his coaching career as a part-time assistant on defense at the University of Missouri in 1979, coaching among others, All-Pro cornerbacks Eric Wright (San Francisco 49ers) and Johnnie Poe (New Orleans Saints).

Zimmer was a two-time all-conference quarterback at Lockport, IL, High School in 1972-73, playing for his father Bill, who played football at Bradley and later with the 49ers. Mike also earned all-conference honors in wrestling and baseball.

Zimmer went on to play quarterback at Illinois State University in 1974. After redshirting the 1975 season, he suffered a broken thumb in the spring of 1976 and was moved to linebacker. A neck injury, suffered during the 1976 season, led to surgery and the end of his playing career. He graduated with a Bachelor's degree in physical education in 1979.

Born in Peoria, IL (6/5/56), Mike and wife Vikki have three children, Adam, Marki and Corri.

Mike Zimmer - Born, June 5, 1956, Peoria, IL. Quarterback-Linebacker Illinois State 1974-76. College coach: Missouri 1979-80, Weber State 1981-88, Washington State 1989-93. Pro coach: joined Dallas in 1994.



Cornerback Kevin Smith looks to return to action in 1996.



Jim Maurer

Head Trainer



Jim Maurer was promoted to head trainer in the spring of 1996 after Kevin O'Neill left to join the Miami Dolphins. Maurer, who supervised the Cowboys' medical rehabilitation program, had been an assistant trainer since 1990. Prior to joining the staff full-time, he served as a graduate assistant with Dallas for two seasons.

A native of Dallas (3/8/65), Maurer received his undergraduate degree in physical education in 1988 from Southern Methodist University, where he worked primarily with the football and swim teams.

Maurer worked one year as a summer assistant with the Kansas City Chiefs in 1987, after spending the summer of 1986 with the Cowboys in the same capacity.

Maurer and wife Rosanne have two sons, Nicholas and Benjamin.



Britt Brown

Assistant Trainer



Britt Brown joined the Cowboys training staff in the spring of 1996 after spending four years with the Miami Dolphins. Brown will supervise the Cowboys medical rehabilitation program and assist with treatment programs.

Before joining the Dolphins, Brown was the head basketball trainer and assistant football trainer at Southern Methodist University from 1989-92, where he also coordinated travel plans for the Mustang basketball team. While earning his bachelor's degree in athletic training from 1982-87 and his master's degree in exercise physiology from 1988-89 from Texas Christian University, he worked with the Horned Frogs football and baseball teams as a student trainer. Brown worked as a part-time assistant trainer for the Cowboys in 1986 and '87 while attending TCU.

A native of Lampasas, TX (7/6/64), Brown and his wife Laura live in Coppell, TX with their son, Chase and daughter, Sydney.



Bob Haas

Assistant Trainer



After serving as the Cowboys graduate assistant trainer for two seasons, Bob Haas joined the Dallas staff full-time in 1996. Haas will serve as the medical records coordinator and will assist with rehabilitation and treatment programs.

Haas received his Bachelor of Science degree from West Virginia University in 1992, where he worked with all of the Mountaineer athletic programs as a student trainer. He was voted Mr. Mountaineer, an honor given annually to the graduating student that best represents the university, by the WVU faculty. He served as a graduate assistant trainer for the UNLV football team from 1992-94 while earning his Master's degree in kinesiology.

Haas, a native of Renick, West Virginia (5/7/69), resides in Lewisville, Texas.



Robert Blackwell

Video Director



Robert Blackwell enters his eighth season as the team's video director after eight seasons as an assistant with Dallas. In charge of taping and editing all Cowboys' practices and games, Blackwell also edits opponents' tapes and handles all the teams' photographic needs.

Blackwell shot coaching game films for basketball and football at Southern Methodist University from 1979-84.

After earning his degree in communications from Stephen F. Austin, Blackwell produced a film on the efforts to save the red wolf from extinction for the U.S. Fish and Wildlife Service. The following year he served as director of photography on a film about the North Atlantic Indian migrations for Gulf Oil and the State of Texas.

A native of Garland, TX (12/1/50), a Dallas suburb, Robert graduated from Garland HS. He and wife Diana have two children, Nathaniel and Lora Ann.



Mike McCord

Equipment Manager



Mike McCord enters his eighth season with the Cowboys, his fifth in the equipment department and his third as the equipment manager.

McCord originally joined the Cowboys in 1989 as the assistant ticket manager, spending two years in that capacity before moving to the football operations department in 1991. Before coming to Dallas, McCord spent two-and-a-half years with the University of Texas athletic department, one-and-a-half years as a part-time student assistant before receiving his B.B.A. and then one year as a full-time intern.

A native of Clovis, NM (11/6/64), Mike graduated from Roosevelt High School in San Antonio, TX, and spent two years attending Southwest Texas State before transferring to the University of Texas. He and wife Jan live in Plano, TX.



Bucky Buchanan

Assistant Equipment Manager



William Andrew "Bucky" Buchanan enters his third year as the assistant equipment manager. Buchanan officially joined the Cowboys in 1994 after spending many weekends and summers in the equipment room helping his father, "Buck" Buchanan, the Cowboys equipment manager from 1973-93.

Before coming to the Cowboys, Buchanan spent one-and-a-half years with Willis Medical in Richardson, TX, and 10 years with the Skaggs Alpha Beta grocery store chain.

A native of Dallas, Buchanan (6/9/61) graduated from Plano High School. He and wife Amy have two children - Thomas II (12/11/86) and Brett (10/26/89).



Larry Lacewell

Director of College and
Pro Scouting



Larry Lacewell joined the Cowboys as Director of College Scouting in May of 1992, and he coordinated the Cowboys' efforts prior to the 1993 through 1996 NFL Drafts. In the spring of 1994, he was charged with the additional responsibility of overseeing pro personnel. Lacewell now directs the Cowboys personnel evaluation for all college prospects, as well as the NFL's other 29 teams and the World League.

In 1995, Lacewell directed a Cowboys college draft in which eight of the 10 Dallas players selected earned roster spots with the 1995 World Champions.

In 1994, six of Dallas' seven draftees earned Cowboys' roster spots, and second round offensive tackle Larry Allen, who is considered perhaps the NFL's finest young offensive lineman, earned a Pro Bowl selection as a second year player in 1995.

In 1993, the Cowboys drafted nine college players, with six of those players going on to earn year-long roster spots with the Super Bowl XXVIII Champions. Of that group, Darrin Smith was a rookie starter at weak-side linebacker, while Kevin Williams has become a starting wide receiver and one of the better return men in the NFL.

"In the era of the salary cap and free agency, the importance of drafting and developing young talent is more critical than ever before," said Cowboys Owner and General Manager Jerry Jones. "Larry's direction has been solid and productive in the area of evaluating college talent. He simply knows football talent."

"I believed from day one that Larry was uniquely qualified for this job," adds Jones. "He's not only a knowledgeable football man with years of coaching experience, but he has been a college athletic director and has a strong administrative background. The combination of his management expertise and his knowledge of the game are very special."

Lacewell joined the professional ranks with the Cowboys after a distinguished career in collegiate coaching and athletic administration that spanned over 30 years.

Most recently, Lacewell served under Johnny Majors as the defensive coordinator at Tennessee (1990-1991). The 1990 Volunteer club captured the Southeastern Conference Championship and then defeated Virginia in the Sugar Bowl. In 1991, Tennessee finished second in the SEC and earned a Fiesta Bowl berth.

As the athletic director and head coach at Arkansas State (1978-1989), Lacewell compiled a record of 69-48-4. He was named the Southland Conference's Coach of the Year on three occasions, while the Indians captured two conference titles under his direction.

Lacewell began his coaching career as an assistant at Alabama in 1959. Following two seasons with the Crimson Tide, he moved on to Arkansas State (1961), Arkansas A&M (1962-63), Kilgore Junior College (1964-65), Oklahoma (1966), Wichita State (1967) and Iowa State (1968). Lacewell rejoined the Sooners' staff in 1969 as assistant head coach and defensive coordinator, and over the next nine seasons helped Oklahoma to six Big Eight titles and two national championships.

A native of Fordyce, AR, Lacewell (2/12/37) attended Fordyce High School and then played halfback at Arkansas A&M from 1955-59. He and his wife Criss have two sons, Bryant Land and Logan.



Walter Juliff

**Assistant Director of College
and Pro Scouting**



Walter Juliff, entering his 12th season as an NFL scout, was promoted to Assistant Director of College and Pro Scouting in 1995 after spending the previous eight years as a Dallas Cowboys scout.

Before becoming a full-time scout, Juliff spent two seasons as a graduate assistant at the University of Texas. He also was an assistant with the Abilene-Cooper H.S. football team in 1980, the Houston-Kingwood H.S. baseball team in 1981 and the Kerrville-Tivy track team in 1982. While at Tivy High School, Juliff worked with punter John Teltschik, who earned All-Rookie honors with Philadelphia in 1986.

Juliff began his coaching career as a graduate assistant at Angelo State, where he spent two seasons. In 1978, the Rams went undefeated and won the NIAA national championship, then lost in the national semifinals the next year.

A native of San Angelo, TX (6/22/56), Walter starred in football and as a hurdler in track at Central High School.

Juliff, who lives in Austin, TX, earned his Bachelor's degree from San Angelo State and his M.B.A. from Texas. He and Houston Offensive Coordinator Jerry Rhome are cousins.



Tom Ciskowski

Scout



Tom Ciskowski enters his fifth season as a Cowboys scout, serving as an area scout the past four years. Previously, he served a one year stint as a scout administered by the BLESTO Scouting Combine in 1991.

Before becoming a scout, Ciskowski spent 15 years in the coaching ranks, the first two as an assistant at Pawhuska, OK, High School. In 1979, he moved into the college coaching ranks, becoming the defensive backfield coach at East Central University in Ada, OK. While at ECU, he earned his Master's degree in athletic administration. The following year he moved to Arizona State University, working with the defensive line as a graduate assistant for the 1980-81 seasons.

In 1982, Ciskowski moved to Oklahoma State, joining the staff as an assistant to former Dallas Offensive Line Coach Tony Wise, before becoming the offensive line coach at Wichita State in 1984. After that season, Ciskowski joined the University of Miami as a volunteer assistant, working with former Dallas Defensive Coordinator Butch Davis and the defensive line.

From 1986-89 Ciskowski worked with the offensive lines, first at New Mexico State for two seasons, and then at UNLV for two more. Before coming to Dallas, he coached the defensive line at College of the Sequoias in Visalia, CA, from 1990-91. Thirteen of the team's players went on from the junior college to play Division I football in 1992.

A native of Medford, OK, Ciskowski attended Medford High School then played linebacker and earned his Bachelor's degree from Cameron University.



Jim Garrett

Scout



Jim Garrett, who has spent 31 of the past 32 seasons as either a coach or scout in the NFL, re-joined Dallas in 1987.

He previously scouted for the Cowboys in 1968-69 and 1974-75. Prior to his first stint in Dallas, Garrett served two seasons as a scout for the BLESTO Scouting

Combine. He then coached with the New York Giants from 1969-73 before returning to Dallas.


Garrett was also an assistant coach with New Orleans (1976-77) and Cleveland (1978-84). After a season as the head coach at Columbia, he scouted for Buffalo in 1986.

An all-conference fullback at Utah State, Garrett played for Philadelphia (1954), the British Columbia Lions (1955), the New York Giants (1956) and the Ottawa RoughRiders (1957).

He began his coaching career as an assistant at the Coast Guard Academy in 1958. After one season at Lehigh, Garrett became head coach and athletic director at Susquehanna University where he compiled a 40-3-1 record and was inducted into the school's Hall of Fame.

The Rutherford, NJ, native (6/19/30) attended Rutherford High School, where he was a member of the first induction group of the school's Hall of Fame in April, 1996. He went to spring training with the Pittsburgh Pirates, following his rookie year in the NFL.

He and wife Jane have eight children – Jim, Jane, Jennifer, Janine, Jill, John, Jason and Judd – and 18 grandchildren. John, a wide receiver who went to training camp with Dallas in 1988, is the wide receivers coach with the Bengals. Jason is one of the Cowboys back-up quarterbacks. Judd, a running back who was on the Cowboys' practice squad in 1993, played for London of the World League in 1991-92 and in the Canadian Football League in 1994-95.



Bobby Marks

Scout



Bobby Marks, a 13-year veteran of NFL scouting, begins his fourth season in Dallas as a scout administered by the BLESTO Scouting Combine.

Before coming to Dallas, Marks was a scout with the Denver Broncos from 1983-92. During that time, the Broncos posted seven winning seasons and three Super

Bowl appearances.

An All-Southwest Conference selection at tight end under Paul "Bear" Bryant at Texas A&M, Marks helped the Aggies to the 1956 SWC Championship before graduating in 1958. He entered the coaching ranks as an assistant coach at Nederland, TX, High School from 1959-60. He then moved to Jones High School in Houston, TX from 1961-64 before becoming head coach at Sam Houston High School in Houston in 1965.

In 1968, Marks moved into the college coaching ranks, becoming the line-



backers coach under Gene Stallings at his alma mater, Texas A&M. The following season Marks moved to receivers coach. In 1972, Marks was reunited with Coach Bryant, becoming the receivers coach at the University of Alabama. A position he would hold until joining the Broncos in 1983.

A native of New Orleans, LA, (6/21/36), Bobby attended Warren Easton High School. He and wife Ann have five children – Bobby, Jr., Keith, Jared, Beth and Katie.



Walt Yowarsky



Scout

Walt Yowarsky joined the Cowboys in 1977 with 25 seasons in the NFL as either a player, assistant coach or scout. He came to Dallas following three years with the QUADRA Scouting Combine.


Drafted by Washington as an offensive and defensive lineman in the second round in 1951, Yowarsky played until midway through the 1952 season when he entered the Air Force. After returning in 1954, he was traded from Washington to Detroit. A year later he was traded from Detroit to the N.Y. Giants.

While he was with the Giants, they played in two NFL Championship Games, including a 47-7 win over Chicago for the title in 1956. Following four seasons in New York, he finished his playing career in San Francisco in 1959.

Yowarsky returned to the Giants as a scout and assistant coach in 1959. After two seasons, he joined the first coaching staff of the new franchise in Minnesota, where he coached for six seasons. He then moved on as an assistant coach at New Orleans (1967-68), Atlanta (1969-70), Houston (1971) and San Diego (1972-73).

In the 1951 Sugar Bowl, Yowarsky earned Most Valuable Player honors as he led Kentucky to a 13-7 win over Oklahoma, ending the Sooners' 33-game winning streak. He played three seasons for the Wildcats under Paul "Bear" Bryant.

A native of Cleveland (5/10/28), Yowarsky was offered a contract to play baseball by Cincinnati after high school. He and wife Bobbie have three children – Michael, Lisa and Van. Michael is a scout with the Tampa Bay Buccaneers.



Fan favorite Bill Bates begins his 14th season with the Cowboys in 1996

**The
Players**





Troy Aikman

Quarterback

6'4" ★ 223 ★ 11/21/66

UCLA

D-1 for '89 ★ 8th Year



PRO: In just seven seasons Troy Aikman has quickly made himself into one of the game's great quarterbacks. As one of only three players to lead a team to three Super Bowl victories, Aikman is on track to rewrite nearly every passing record in Cowboys' history. As he enters his eighth season, Aikman already holds or is tied for 34 Dallas passing records, including the club's career records for quarterback rating at 83.5 (seventh best in NFL history) and completion percentage at 62.8% (third best in NFL history). The following career marks are within his grasp this year:

- ★ **Career Pass Attempts** – Aikman (2,713) enters the '96 season in third place among Dallas quarterbacks in career pass attempts, trailing Roger Staubach (2,958) and Danny White (2,950). Aikman, who has averaged 415 pass attempts per season over the last four years, is 245 attempts behind Staubach.
- ★ **Career Completions** – Aikman (1,704) stands second on the club's career completion list entering the 1996 season, trailing only White (1,761). Aikman, who has averaged 272 completions per season over the last four years, will set a new club record with his 58th completion in 1996.
- ★ **Career Passing Yards** – Aikman (19,607) trails Staubach (22,700) and White (21,959) in career passing yards. Aikman can break the record with 3,094 yards in 1996. He has averaged 3,131 yards per season over the last four years.

Aikman has guided Dallas from the National Football League cellar of 1-15 in 1989 to four consecutive NFC Championship Games and three Super Bowl titles. Along the way he has become one of the games most accurate passers, completing at least 60 percent of his passes in 68 of the last 84 games (since the start of the 1991 season). He has completed 70 percent or more of his passes 34 times in his career, with Dallas posting a 32-2 record in those games, and he has also produced the top five single-season completion percentages in club history at 69.1 in 1993, 65.3 in 1991, 64.8 in 1995, 64.5 in 1994 and 63.8 in 1992. Along with that passing accuracy comes the fact that Aikman has also lowered his club-record, career interception rate to 3.13 percent. Among Dallas quarterbacks, Staubach (131) is the only player to have started more games at quarterback for the Cowboys than Aikman (109), and despite beginning his career 1-14, Aikman's record as a starter now stands at 70-39 (.642), including an impeccable 10-1 mark in the post-season – 3-0 in the Super Bowl.

1995: The 1995 season was one of Aikman's best as a pro as he finished third in the NFL, second in the NFC, in quarterback rating with a 93.6 mark. Along the way, he recorded the second best attempt (432), completion (280), yard (3,304), touchdown (16) and lowest interception (7) totals of his career. He earned his fifth consecutive Pro Bowl selection on the strength of his consistency, finishing second in the NFL in completion percentage (64.8%), third in average yards per attempt (7.65) and interception percentage (1.62). Aikman opened the season by leading Dallas to eight wins in the first nine games, including a season opening 35-0 win at the N.Y. Giants (9/4) where he led Dallas to touchdowns on five of eight drives. He completed 15-of-20 passes (75.0%) for 228 yards and a touchdown in running his opening day record to 5-2. The next week he threw two touchdown passes and ran for another in a 31-21 win over Denver (9/10). Aikman



provided the fourth quarter spark Dallas needed at Minnesota (9/17) when he guided Dallas to a final period touchdown and two-point conversion to put the Cowboys up 17-10. He then drove the team 73 yards to a game-winning touchdown in overtime, finishing the day 24-of-38 (63.2%) for 246 yards and a touchdown – including nine-of-11 for 107 yards in the fourth quarter and overtime. Michael Irvin's 50-yard reception against Arizona (9/24) was Aikman's longest pass completion of the season as he threw for 192 first half yards, moving past Don Meredith (17,199 yards) into third on the club's all-time passing yardage list. Aikman suffered many bumps and bruises during the 1995 season, but started every game of the season for only the second time in his career. The first of his bumps came at Washington (10/1) when he strained his right calf dropping back to pass on the game's first drive. He returned to the line-up the following week against Green Bay (10/8) and had one of his best days of the season, completing 24-of-31 passes (77.4%) for 316 yards and two touchdowns. Still on a hot streak, Aikman came back at San Diego (10/15) and hit on 21-of-30 passes (70.0%) for 222 yards and broke Meredith's club-record of 156 consecutive pass attempts without an interception. Aikman's streak was snapped at 184 when he threw a fourth quarter interception in Dallas' 28-13 win at Atlanta (10/29). For the day, he was 19-of-25 (76.0%) for 198 yards and two touchdowns. In a Monday night game against Philadelphia (11/6), Aikman posted his fourth consecutive game with a completion percentage over 70 percent, a club-record, when he connected on 17-of-24 passes (70.8%) for 202 yards and a touchdown. For the second time this season, Aikman was knocked out of a game in the first quarter. This time suffering a bruised left knee against San Francisco (11/12) on the game's first play. He tried to return but was unable. Also for the second time this season, he bounced back from injury to have one of his best games of the year, completing a season-high (fifth best of his career) 79.2 percent of his passes (19-of-24) for 227 yards and a score at Oakland (11/19). Along the way, he connected on 13 straight passes to tie his career best and the second longest streak in club history. After leading Dallas on three touchdown drives of 70-or-more yards vs. Kansas City (11/23) while completing 21-of-29 passes (72.4%), Aikman attempted a career-high 47 passes, completing a season-high 29 for 285 yards and a touchdown vs. Washington (12/3). On a windy, 19 degree day at Philadelphia (12/10), Aikman recorded his worst day as a passer in over five years when he was 11-of-28 (39.3%) for 110 yards. The next week in the rain against the N.Y. Giants (12/17), he guided Dallas to a game-winning field goal in the final two minutes of the fourth quarter, the ninth time he had led Dallas from behind to win in the fourth quarter, including three in the last two minutes, and the 14th time in his career he has led Dallas to victory when the team was tied or behind in the fourth quarter. In the regular-season finale at Arizona (12/25), Aikman posted the second-best regular season yardage day of his career with 350 yards on 21-of-32 passing (65.6%), including two touchdowns – his fifth multiple touchdown game of the season. That game vaulted him past the 3,000 yard mark for the season – his third career 3,000 yard season. As history shows, once Aikman reaches postseason play, he takes his game to another level, and things were no different in January, 1996 when he opened postseason play by completing 70.8% of his passes (17-of-24) for 253 yards and a touchdown in a divisional playoff win over Philadelphia (1/7/96). It was the fourth best postseason completion percentage in Dallas history. Against Green Bay (1/14/96) in his fourth consecutive NFC Championship Game, Aikman moved past Staubach (2,820 yards) to become the club's all-time leader in postseason passing yards, as he finished the day 21-of-33 for 255 yards and two first quarter touchdowns in guiding Dallas to its third Super Bowl in four years. In Super Bowl XXX, Aikman became just the third player to quarterback a team to three titles when he completed 10 consecutive passes in the first half and finished the day 15-of-23 (65.2%) for 209 yards and a touchdown against Pittsburgh (1/28/96) in a 27-17 win. It was the fifth consecutive postseason game he has thrown a touchdown pass, setting a club record. The NFL career postseason record holder for completion percentage (68.3) and average gain per attempt (8.65), Aikman has the second highest postseason quarterback rating in NFL history at 104.3, trailing Bart Starr's 104.8 mark. He also has the five highest single-game playoff completion percentages in club history and the club-record for postseason career 300-yard passing days with four. Following the season, Aikman missed the Pro Bowl to have surgery to remove loose bodies from his right elbow on Feb. 6.



1994: Amid changes at head coach and offensive coordinator, Aikman proved to be the same in 1994, earning selection to the Pro Bowl for the fourth consecutive season, finishing second in the NFL in both completion percentage (64.5%) and average yards per attempt (7.41) and posting a quarterback rating of 84.9 – good for fifth in the league. Aikman opened the year at Pittsburgh (9/4) by completing 21-of-32 passes for 245 yards and a touchdown in the Cowboys 26-9 victory, guiding Dallas to its first win in Pittsburgh since 1969. Two weeks later in a Monday night overtime loss to Detroit, Aikman completed a season-high 26 passes on 39 attempts, including his 2,000th career attempt. Against former Dallas Offensive Coordinator Norv Turner and the Washington Redskins (10/2), he was 20-of-28 (71.4%) for 181 yards and a touchdown in the 34-7 win, which included a club-record tying 24 second quarter points. Aikman continued his hot streak the following week against Arizona (10/9) when he was 16-of-22 (72.7%) for 231 yards (10.5 yards-per-attempt) and two touchdowns, earning NFC Offensive Player of the Week honors. When Aikman completed two touchdown passes against Philadelphia (10/16) it marked the 13th consecutive game he had completed a touchdown pass, breaking the club record of 12 set by Meredith (1965-66) and Staubach (1977-78). Aikman narrowly extended his mark to 14 games at Arizona (10/23), tossing a 15-yard scoring pass after suffering a concussion during the game's opening drive. After a hit by Wilber Marshall, Aikman stayed in the game and threw the scoring pass before coming out of the game for good. He returned to action at Cincinnati (10/30) and recorded his third two-touchdown pass game of the year while throwing for 272 yards. He also led Dallas to a fourth quarter field goal with 5:00 remaining to win the game 23-20. Aikman opened November by completing a season-high 79.2 percent of his passes (19-of-24) against the N.Y. Giants (11/7). He also ran for a score, his first rushing touchdown since Oct. 25, 1992 at the L.A. Raiders. When Dallas traveled to San Francisco (11/13), Aikman recorded season-highs with 42 pass attempts and 339 yards passing, including a career-long 90-yard pass to Alvin Harper. Aikman kept Dallas in the game up to the final possession in a 21-14 loss, but along the way, his club record streak with a touchdown pass was snapped at 16 games. Dallas bounced back the next week against Washington (11/20) when Aikman completed 8-of-13 passes for 87 yards before suffering a sprained medial collateral ligament in his left knee in the second quarter when tackled by Ken Harvey. When he sat out against Green Bay (11/24) and Philadelphia (12/4), it marked his first missed starts in 20 games, dating back to Nov. 21, 1993. He returned to the lineup against Cleveland (12/10) and, after guiding Dallas to one fourth quarter touchdown, had the Cowboys on the Browns' one-yard line when time ran out in the 19-14 loss. After completing 75.0 percent of his passes (21-of-28) at New Orleans in a Monday night victory (12/19), Aikman saw limited first half action in the cold and rain against the Giants (12/24) in the season finale. Following the regular season, Aikman posted the two most impressive passing days in Cowboys playoff history. In the Divisional Playoff Game against Green Bay (1/8/95), Aikman connected with Harper for an NFL postseason record 94-yard touchdown toss. It was the longest play from scrimmage in NFL postseason history. He also set Dallas records for passing yards (337) and completion percentage (76.7% on 23-of-30 passing) in a playoff game as the Cowboys posted a 35-9 win. The following week at San Francisco (1/15/95) in the NFC Championship Game, he broke his mark by throwing for 380 yards, and his 53 attempts tied a club playoff record. Both his attempts and yards were career highs (regular-season or postseason), and he also established NFC Championship Game records for attempts, completions and passing yards.

1993: In leading Dallas to its second consecutive Super Bowl title in 1993, Aikman posted one of the finest seasons ever by an NFL quarterback. His 99.0 quarterback rating was the second highest in team history and placed him second in the NFL, the highest finish by a Dallas quarterback since Roger Staubach led the league in 1979 with a club-record 104.8 rating. The top vote getter among all players for the Pro Bowl, Aikman earned a spot on his third consecutive Pro Bowl team following the season, his first as the starting quarterback. Other 1993 awards included All-Pro honors from Sports Illustrated and The Sporting News, Football News All-NFC and NFL Alumni Quarterback of the Year. The NFL's most accurate passer, Aikman led the league with a 69.1% completion rate. Aikman also avoided mistakes when throwing the football, leading the NFC and finishing second in the NFL in interception ratio at 1.53%, a club record. After miss-



ing most of the preseason following June 19 back surgery on a herniated disk, Aikman opened the regular season at Washington (9/6) by completing an 80-yard touchdown toss to Harper. The following week, Aikman attempted a season-high 45 pass attempts against Buffalo (9/12). At Phoenix (9/19), he completed 21-of-27 passes (77.8%) for 281 yards, beginning a streak of three straight weeks when his completion percentage topped the 70 percent mark. The following week in his 58th career game, he earned NFC Offensive Player of the Week honors and became the fourth Dallas quarterback to reach the 1,000 career completion mark – the fastest a Dallas quarterback has ever reached that point – when he completed 18-of-23 passes (78.3%) for 317 yards against Green Bay (10/3). He also posted a career-high 13.8 yards-per-attempt. At Indianapolis (10/10), he completed the three-game streak with a 21-of-28 day passing (75.0%). In the rain and wind at Philadelphia (10/31), Aikman had a string of 35 straight games with a completion percentage above 50.0% snapped when he was nine-of-19. For his play in guiding Dallas to four consecutive wins in October, Aikman was named NFC Offensive Player of the Month. Aikman completed his first ten passes against the N.Y. Giants (11/7) and 11-of-13 for 162 yards and two touchdowns before suffering a strained left hamstring early in the third quarter, forcing him to miss the remainder of that game and the games that followed against Phoenix (11/14) and Atlanta (11/21). Despite missing two and a half games due to injuries, he still threw for 3,100 yards to finish fourth in the NFC and posted his second consecutive 3,000-yard passing season, the first back-to-back 3,000-yard seasons by a Dallas quarterback since White accomplished the feat in 1980-81. He returned to action on Thanksgiving Day against the Dolphins (11/25) and threw his first interception since the Buffalo game (9/12), ending a string of 151 attempts without an interception – the third longest streak in club history. Aikman was 21-of-27 (77.8%) for 252 yards and two touchdowns against the N.Y. Jets (12/18) before closing out the year with back-to-back season-high 80.0% completion days vs. Washington (12/26) (16-of-20) and at the N.Y. Giants (1/2/94) (24-of-30) – where he led Dallas to a 16-13 overtime win and the NFC East title. Over the final three games of the season, Aikman posted three straight games with a completion percentage over 70.0%, and including the playoffs, he extended the streak to six games. In completing 28-of-37 passes (75.7%) for 302 yards and three touchdowns vs. Green Bay (1/16/94) in a Divisional Playoff Game, Aikman had a club record streak of 111 postseason pass attempts without an interception snapped. In the NFC Championship Game vs. San Francisco (1/23/94), Aikman led Dallas to a 28-7 lead before suffering a concussion early in the third quarter that ended his day. He returned to action against Buffalo (1/30/94) and helped lead Dallas to the Super Bowl XXVIII title by completing 19-of-27 passes (70.4%) for 207 yards.

1992: Aikman led the team to victories in eight of the first nine games of 1992. After knocking off the defending Super Bowl champion Redskins in the Monday night season opener, he threw three touchdown passes against Phoenix (9/20), including a season-long 87-yard touchdown toss to Michael Irvin. Later in the year at Phoenix (11/22), Aikman completed a season-high 25 passes and threw for two touchdowns, beginning a string of five straight games in which he threw at least two touchdown passes, the longest such streak by a Dallas player since White had six straight multi-touchdown games in 1983. Down 27-24 late at Denver (12/6), Aikman completed 7-of-8 passes for 78 yards on a last minute touchdown drive to give Dallas a 31-27 come from behind win. The following week at Washington (12/13), he reached 10,000 passing yards in his 52nd career game, faster than any quarterback in team history. Aikman finished the season with 3,445 yards passing, his first career 3,000-yard season and the third best yardage season in team history, to rank second in the NFC and fourth in the NFL in yards passing. His 302 completions were the second most in a season in team history and tied him for the NFC lead, second in the NFL. One of his finest passing performances of the year came at Atlanta (12/21) when he completed 13 straight passes, the second most in club history, on his way to a single-game career-high 85.7 percent (18-of-21) completion rate, the second best in team history. In leading Dallas to a club record 13 regular season wins in 1992, Aikman's 89.5 quarterback rating placed him third in the NFL and earned him his second consecutive Pro Bowl appearance. In the postseason, Aikman took his game to yet another level, completing 61-of-89 passes (68.5%) for 795 yards, eight touchdowns and no interceptions for a rating of 126.4. He had 322 passing yards in the Cowboys 30-



20 win over San Francisco (1/17/93) in the NFC Championship Game, and he completed 70.6% (24-of-34) of his passes to establish a club playoff record. Two weeks later, he broke that record by completing 73.3% (22-of-30) of his passes against Buffalo (1/31/93), earning MVP honors in Super Bowl XXVII. With his MVP award, Aikman joined Jim Plunkett and Terry Bradshaw as the only other quarterbacks drafted first overall to win the Super Bowl MVP award.

1991: The 1991 season was a preview of what was ahead for Dallas as evidenced in the Cowboys' win over the defending Super Bowl Champion New York Giants (9/29). Aikman earned NFC Offensive Player of the Week honors after completing 5-of-6 passes for 84 yards, including a 23-yard scoring toss to Irvin, on the game-winning drive late in the fourth quarter. Against Green Bay (10/6), he recorded a career-high 31 completions, including 12 straight at the end of the game. Despite missing the final four regular season games after spraining the lateral collateral ligament in his right knee in the third quarter of the Cowboys' victory at Washington (11/24), Aikman completed 65.3% of his passes to lead the NFC and earned his first trip to the Pro Bowl. At Detroit (10/27), he threw for a season-high 331 yards.

1990: In 1990, Aikman's value to Dallas was evident in the team's seven wins. In only one of those victories were the Cowboys ahead entering the fourth quarter. In the other six, Aikman completed 32-of-45 passes (71.1%) for 456 yards, two touchdowns and no interceptions in the final period to put Dallas on top. In the season-opening victory over San Diego (9/9), Aikman capped a 53-yard drive with his first NFL rushing touchdown, a one-yard sneak, to win the game with 1:58 remaining. In Tampa (10/21), he led Dallas on an 80-yard scoring drive – throwing for 60 and scrambling for 20 – that culminated in the game-winning 28-yard touchdown pass to Irvin with 1:56 left. Against the Rams (11/18), Aikman led the team 89 yards to set up the winning field goal in the fourth quarter. Four days later vs. the Redskins, he led the Cowboys to scores from 67 and 78 yards in the final period of a 27-17 Dallas win. Aikman completed 11 straight passes in the second half while engineering fourth-quarter scoring drives of 80 and 50 yards to beat the Saints (12/2). Early in the Philadelphia game (12/23), Aikman separated his right shoulder forcing him to miss the season finale. When Aikman had surgery to repair the shoulder he also had loose bodies removed from his right elbow.

1989: In 1989, Aikman showed tremendous poise for a rookie. After missing five games due to a broken left index finger suffered against the N.Y. Giants (10/1), Aikman threw for an NFL rookie-record 379 yards at Phoenix (11/12). In that game against the Cardinals, he was knocked unconscious after rifling a 75-yard scoring strike to put Dallas up 20-17 with 1:43 remaining. Against the Rams (12/3), Aikman became the first Cowboys player since White in 1987 to throw four touchdown passes. The first rookie quarterback to start a season opener for Dallas since Roger Staubach in 1969, Aikman was named to most All-Rookie teams.

GAMES/STARTS (regular season, playoffs): 1989 (11/11); 1990 (15/15); 1991 (12/12, 1/0); 1992 (16/16, 3/3); 1993 (14/14, 3/3); 1994 (14/14, 2/2); 1995 (16/16, 3/3). Total - 98/98, 12/11.

COLLEGE: In two seasons at UCLA, Aikman completed 64.8 percent of his passes for 5,298 yards and 41 touchdowns while throwing only 17 interceptions. He finished his collegiate career as the third rated passer in NCAA history. The All-America led the Bruins to a 20-4 record, including wins in the 1987 Aloha Bowl and the 1989 Cotton Bowl. He transferred to UCLA after two seasons under Head Coach Barry Switzer at Oklahoma in 1984-85.

PERSONAL: Troy Kenneth Aikman grew up in Cerritos, CA, and earned all-state honors at Henryetta, OK, High School after his parents (Kenneth and Charlyn) moved the family when Troy was 12. In 1991, he pledged to match any funds raised to build a health and fitness center for the schools of Henryetta (pop. 6,000), where a street is named after him. Named Henryettan of the Year for 1992, Aikman also sponsors a scholarship at Henryetta H.S. for students who want to attend college but can't afford it. He also set up a permanently endowed scholarship at UCLA, where he majored in sociology. In 1992, he established the Troy Aikman Foundation, which benefits children's charities in the Dallas-Fort Worth area. The profits from a children's book he authored entitled *Things Change*, which was released in March of 1995 and was the nation's best-selling sports



book for children last year, also go to his foundation. In the spring of 1995 the foundation made a donation to Children's Hospital of Dallas for funding of "Aikman's End Zone," a 2,500 square foot interactive playroom and education center for children staying at the hospital. Aikman is also an active participant in STARBRIGHT, a collaboration of pediatric healthcare professionals and entertainment leaders spearheaded by producer/director Steven Spielberg and General H. Norman Schwarzkopf. The group's goal is to improve the development of entertainment-oriented therapeutic resources for seriously ill children and their families. In addition to his personal foundation activities, Aikman has served on the Board of Stars for Children, the Irving, TX, Youth and Family Counseling Center and has been honorary chairman for numerous charitable fund-raisers throughout the Metroplex. He has served on numerous charity projects throughout Oklahoma and is currently the Oklahoma Red Cross honorary chairman as well as a member of the advisory board for the Oklahoma Museum of Natural History. He was the honorary chairman and a participant in the 1995 "Hitting for The Heartland" a celebrity baseball game to raise money for the Oklahoma bombing victims. He also worked with Roger Staubach on a poster to benefit the Children's Medical Center of Dallas. In 1992, Aikman appeared on posters benefiting the USDA National and Texas State school lunch programs and is an advocate of the DARE program at numerous schools across the nation. Aikman also supports the West Texas Rehabilitation Center, American Cancer Society, Easter Seals Society, Happy Hills Farm, Cook-Fort Worth Children's Hospital, Irving Kops for Kids, Arlington Cares and Arlington Riverfest. Aikman also appeared in the Cowboys' United Way commercials from 1990-93. In March 1992, Troy sang in a celebrity choir during Farm Aid V, and in 1993, he recorded a country music single, Oklahoma Nights, on a compact disc titled Everybody Wants to Be a Cowboy. He was joined on the CD by Jay Novacek, special teams coach Joe Avezzano, who organized the effort, and former Cowboys Randy White and Walt Garrison. Troy has also made a number of guest appearances on network television shows including "The Tonight Show with Jay Leno," "The Late Show with David Letterman," "Live with Regis and Kathie Lee" and was a presenter at both the Country Music Awards in 1993 and the ESPN "ESPY" Awards in 1994. In March 1994, Troy played himself in an episode of the sit-com "Coach", and he also recorded a Logo Athletic commercial with his father as one of the extras. For the past five seasons, Aikman has been one of five finalists for the NFL Man of the Year, which honors players for their contributions to the community. He was also the recipient of the Byron White Humanitarian Award in 1994.

AIKMAN'S COWBOYS TOTALS

Year	Starting Record	Att.	Comp.	Passing				Sacks/Yards	Rating	
				Yards	Pct.	TD	Int.			Long
1989	0-11	293	155	1,749	52.9	9	18	751	19/155	55.7
1990	7-8	399	226	2,579	56.6	11	18	611	39/288	66.6
1991	7-5	363	237	2,754	65.3	11	10	61	32/224	86.6
1992	13-3	473	302	3,445	63.8	23	14	871	23/112	89.5
1993	11-3	392	271	3,100	69.1	15	6	801	26/153	99.0
1994	10-4	361	233	2,676	64.5	13	12	90	14/59	84.9
1995	12-4	432	280	3,304	64.8	16	7	50	14/89	93.6
Totals	60-38	2,713	1,704	19,607	62.8	98	85	90	167/1,080	83.5
Playoffs										
1991	0-0	16	11	114	68.8	0	1	25	3/26	63.0
1992	3-0	89	61	795	68.5	8	0	70	7/43	126.4
1993	3-0	82	61	686	74.4	5	3	35	7/28	104.0
1994	1-1	83	53	717	63.9	4	4	941	5/35	87.3
1995	3-0	80	53	717	66.3	4	1	47	4/25	106.1
Totals	10-1	350	239	3,029	68.3	21	9	941	26/157	104.3
Rushing										
Year	No.	Yds.	Avg.	Long	TD					
1989	38	302	7.9	25	0					
1990	40	172	4.3	20	1					
1991	16	5	0.3	9	1					
1992	37	105	2.8	19	1					
1993	32	125	3.9	20	0					
1994	30	62	2.1	13	1					
1995	21	32	1.5	12	1					
Totals	214	803	3.8	25	5					



Aikman Rushing, Cont.

Playoffs Year	No.	Yds.	Avg.	Long	TD
1991	2	0	0.0	0	0
1992	9	38	4.2	19	0
1993	7	28	4.0	12	0
1994	2	11	5.5	9	0
1995	8	6	0.8	9	0
Totals	28	83	3.0	19	0

SINGLE-GAME BESTS

Attempts - 47 vs. Washington, 12/3/95
 playoffs - 53 @ San Francisco, 1/15/95
 Completions - 31 @ Green Bay, 10/6/91
 playoffs - 30 @ San Francisco, 1/15/95
 Yards - 379 @ Phoenix, 11/12/89
 playoffs - 380 @ San Francisco, 1/15/95
 Completion Percentage - 85.7 @ Atlanta, 12/21/92
 playoffs - 76.7 vs. Green Bay, 1/8/95
 Long - 90 @ San Francisco, 11/13/94
 playoffs - 94t vs. Green Bay, 1/8/95
 Touchdowns - 4 vs. L.A. Rams, 12/3/89
 playoffs - 4 vs. Buffalo, 1/31/93
 Interceptions - 4 vs. Green Bay, 12/24/89
 playoffs - 3 @ San Francisco, 1/15/95
 Consecutive Completions - 13 @ Atlanta, 12/21/92 and @ Oakland, 11/19/95
 Consec. Att. w/o Int. - 184, last 28 vs. Denver, 9/10/95; all 38 @ Minnesota, 9/17/95; all 30 vs. Arizona, 9/24/95; all 3 @ Washington, 10/1/95; all 31 vs. Green Bay, 10/8/95; all 30 @ San Diego, 10/15/95; first 24 @ Atlanta, 10/29/95
 Rushing Attempts - 8 three times, last @ L.A. Raiders, 10/25/92
 playoffs - 4 vs. Pittsburgh, 1/28/96
 Rushing Yards - 71 vs. Miami, 11/19/89
 playoffs - 28 vs. Buffalo, 1/31/93
 Long Rush - 25 @ Philadelphia, 12/10/89
 playoffs - 19 vs. Buffalo, 1/31/93

AIKMAN GAME-BY-GAME

		1989								
	Att.	Comp.	Yards	Pct.	TD	Int.	Long	Sacks/ Yards		
L-@ New Orleans 9/10	35	17	180	48.6	0	2	24	2/30		
L-@ Atlanta 9/17	23	13	241	56.5	1	2	65t	0/0		
L-Washington 9/24	21	6	83	28.6	0	2	36	4/27		
L-N.Y. Giants 10/1	6	1	11	16.7	0	11	0/0			
L-@ Green Bay 10/8				DNP - finger						
L-San Francisco 10/15				DNP - finger						
L-@ Kansas City 10/22				DNP - finger						
L-Phoenix 10/23				DNP - finger						
W-@ Washington 11/5				DNP - finger						
L-@ Phoenix 11/12	40	21	379	52.5	2	2	75t	1/12		
L-Miami 11/19	33	25	261	75.8	1	1	21	0/0		
L-Philadelphia 11/23	21	7	54	33.3	0	3	13	1/1		
L-L.A. Rams 12/3	34	19	179	55.9	4	1	35t	2/14		
L-@ Philadelphia 12/10	30	17	152	56.7	1	0	21	5/45		
L-@ N.Y. Giants 12/16	22	11	84	50.0	0	1	22	2/17		
L-Green Bay 12/24	28	18	125	64.3	0	4	21	2/9		
		1990								
W-San Diego 9/9	29	13	193	44.8	1	1	28t	5/32		
L-N.Y. Giants 9/16	18	10	109	55.6	0	2	25	2/13		
L-@ Washington 9/23	43	23	207	53.5	0	2	20	8/64		
L-@ N.Y. Giants 9/30	26	21	233	80.8	1	1	23	0/0		
W-Tampa Bay 10/7	24	17	173	70.8	1	1	30	3/24		
L-@ Phoenix 10/14	25	9	61	36.0	0	2	13	4/27		
W-@ Tampa Bay 10/21	29	13	159	44.8	1	1	28t	2/14		
L-Philadelphia 10/28	41	22	233	53.7	1	1	29t	2/18		
L-@ N.Y. Jets 11/4	40	25	249	62.5	0	2	51	3/23		
L-San Francisco 11/11	21	9	96	42.9	0	1	26	2/16		
W-@ L.A. Rams 11/18	32	17	303	53.1	3	1	61t	1/8		
W-Washington 11/22	31	20	222	64.5	1	2	41	3/14		
W-New Orleans 12/2	21	15	177	71.4	1	0	45	2/16		
W-Phoenix 12/16	18	12	164	66.7	1	1	41	1/8		
L-@ Philadelphia 12/23	1	0	0	0.0	0	0	0	1/11		
L-@ Atlanta 12/30				DNP - shoulder						
		1991								
W-@ Cleveland 9/1	37	24	274	64.9	2	0	23	2/9		
L-Washington 9/9	42	27	242	64.3	3	0	29	2/18		
L-Philadelphia 9/15	25	11	112	44.0	0	3	27	11/67		



Aikman, Game-By-Game, 1991, Cont.

	Att.	Comp.	Yards	Pct.	TD	Int.	Long	Sacks/ Yards
W-@ Phoenix 9/22	20	12	150	60.0	0	0	26	1/11
W-N.Y. Giants 9/29	27	20	277	74.1	1	0	38	1/8
W-@ Green Bay 10/6	41	31	287	75.6	1	0	26	0/0
W-Cincinnati 10/13	22	14	276	63.6	1	2	61	1/12
L-@ Detroit 10/27	42	28	331	66.7	1	2	49	2/16
W-Phoenix 11/3	23	17	191	73.9	0	2	37	4/26
L-@ Houston 11/10	39	24	260	61.5	1	0	25	3/19
L-@ N.Y. Giants 11/17	25	16	150	64.0	0	0	22	1/8
W-@ Washington 11/24	20	13	204	65.0	1	1	39	4/30
W-Pittsburgh 11/28				DNP	-	knee		
W-New Orleans 12/8				DNP	-	knee		
W-@ Philadelphia 12/15				DNP	-	knee		
W-Atlanta 12/22				DNP	-	knee		
PLAYOFFS								
W-@ Chicago 12/29				DNP	-	knee		
L-@ Detroit 1/5/92	16	11	114	68.8	0	1	25	3/26
1992								
W-Washington 9/7	31	18	216	58.1	1	2	29	0/0
W-@ N.Y. Giants 9/13	35	22	238	62.9	2	0	271	2/9
W-Phoenix 9/20	21	14	263	66.7	3	0	871	0/0
L-@ Philadelphia 10/5	38	19	256	50.0	1	3	59	4/25
W-Seattle 10/11	23	15	173	65.2	0	2	24	1/3
W-Kansas City 10/18	29	21	192	72.4	1	2	22	1/9
W-@ L.A. Raiders 10/25	25	16	234	64.0	0	0	55	5/27
W-Philadelphia 11/1	33	19	214	57.6	2	1	25	1/0
W-@ Detroit 11/8	25	16	214	64.0	1	1	57	0/0
L-L.A. Rams 11/15	37	22	272	59.5	0	0	49	1/3
W-@ Phoenix 11/22	36	25	237	69.4	2	1	371	0/0
W-N.Y. Giants 11/26	29	19	143	65.5	2	1	261	1/1
W-@ Denver 12/6	35	25	231	71.4	3	0	22	2/9
L-@ Washington 12/13	35	23	245	65.7	2	1	40	4/24
W-@ Atlanta 12/21	21	18	239	85.7	3	0	37	0/0
W-Chicago 12/27	20	10	78	50.0	0	0	13	1/2
PLAYOFFS								
W-Philadelphia 1/10/93	25	15	200	60.0	2	0	41	2/14
W-@ San Francisco 1/17/93	34	24	322	70.6	2	0	70	4/27
W-Buffalo 1/31/93	30	22	273	73.3	4	0	451	1/2
1993								
L-@ Washington 9/6	29	17	267	58.6	2	0	801	1/9
L-Buffalo 9/12	45	28	297	62.2	0	2	23	1/7
W-@ Phoenix 9/19	27	21	281	77.8	0	0	44	1/1
W-Green Bay 10/3	23	18	317	78.3	1	0	66	2/20
W-@ Indianapolis 10/10	28	21	245	75.0	1	0	30	2/14
W-San Francisco 10/17	35	21	243	60.0	1	0	361	2/13
W-@ Philadelphia 10/31	19	9	96	47.4	0	0	21	2/11
W-N.Y. Giants 11/7	13	11	162	84.6	2	0	501	2/12
W-Phoenix 11/14				DNP	-	hamstring		
L-@ Atlanta 11/21				DNP	-	hamstring		
L-Miami 11/25	43	28	181	65.1	1	1	19	0/0
W-Philadelphia 12/6	24	17	178	70.8	1	0	21	4/13
W-@ Minnesota 12/12	29	19	208	65.6	1	0	37	0/0
W-@ N.Y. Jets 12/18	27	21	252	77.8	2	3	421	3/17
W-Washington 12/26	20	16	193	80.0	2	0	30	2/13
W-@ N.Y. Giants 1/2/94	30	24	180	80.0	1	0	22	4/23
PLAYOFFS								
W-Green Bay 1/16/94	37	28	302	75.7	3	2	27	4/18
W-San Francisco 1/23/94	18	14	177	77.8	2	0	28	1/7
W-Buffalo 1/30/94	27	19	207	70.4	0	1	35	2/3
1994								
W-@ Pittsburgh 9/4	32	21	245	65.6	1	1	38	0/0
W-Houston 9/11	25	14	228	56.0	1	1	531	3/3
L-Detroit 9/19	39	26	220	66.7	1	0	20	2/14
W-@ Washington 10/2	28	20	181	71.4	1	1	46	0/0
W-Arizona 10/9	22	16	231	72.7	2	0	42	0/0
W-Philadelphia 10/16	23	12	156	52.2	2	1	18	2/3
W-@ Arizona 10/23	5	3	51	60.0	1	0	28	0/0
W-@ Cincinnati 10/30	33	20	272	60.6	2	1	46	0/0
W-N.Y. Giants 11/7	24	19	241	79.2	1	0	36	0/0
L-@ San Francisco 11/13	42	23	339	54.8	0	3	90	3/18
W-Washington 11/20	13	8	87	61.5	0	0	18	0/0
W-Green Bay 11/24				DNP	-	knee		
W-@ Philadelphia 12/4				DNP	-	knee		
L-Cleveland 12/10	36	21	188	58.3	1	2	18	2/11



Aikman, Game-By-Game, 1994, Cont.

	Att.	Comp.	Yards	Pct.	TD	Int.	Long	Sacks/ Yards
W-@ New Orleans 12/19	28	21	175	75.0	0	2	22	0/0
L-@ N.Y. Giants 12/24	11	9	62	81.8	0	0	18	2/10
PLAYOFFS								
W-Green Bay 1/8/95	30	23	337	76.7	2	1	94t	1/7
L-@ San Francisco 1/15/95	53	30	380	56.6	2	3	44t	4/28
1995								
W-@ N.Y. Giants 9/4	20	15	228	75.0	1	0	43	0/0
W-Denver 9/10	31	18	196	58.1	2	1	29	0/0
W-@ Minnesota 9/17	38	24	246	63.2	1	0	26	2/13
W-Arizona 9/24	30	19	251	63.3	1	0	50	0/0
L-@ Washington 10/1	3	2	30	66.7	0	0	23	0/0
W-Green Bay 10/8	31	24	316	77.4	2	0	48t	1/4
W-@ San Diego 10/15	30	21	222	70.0	0	0	30	1/7
W-@ Atlanta 10/23	25	19	198	76.0	2	1	43t	1/4
W-Philadelphia 11/6	24	17	202	70.8	1	1	38	0/0
L-San Francisco 11/12	6	4	29	66.7	0	1	10	1/8
W-@ Oakland 11/19	24	19	227	79.2	1	0	36	1/4
W-Kansas City 11/23	29	21	192	72.4	2	0	33t	2/17
L-Washington 12/3	47	29	285	61.7	1	1	23	0/0
L-@ Philadelphia 12/10	28	11	110	39.3	0	0	19	3/23
W-N.Y. Giants 12/17	34	16	222	47.1	0	1	40	0/0
W-@ Arizona 12/25	32	21	350	65.6	2	1	48t	2/9
PLAYOFFS								
W-Philadelphia 1/7/96	24	17	253	70.8	1	1	37	1/9
W-Green Bay 1/14/96	33	21	255	63.6	2	0	36	1/5
W-Pittsburgh 1/28/96	23	15	209	65.2	1	0	47	2/11


Passing Yards

379 - @ Phoenix (11/12/89)
350 - @ Arizona (12/25/95)
339 - @ San Francisco (11/13/94)
331 - @ Detroit (10/27/91)
317 - vs. Green Bay (10/3/93)
316 - vs. Green Bay (10/8/95)
303 - @ L.A. Rams (11/18/90)
297 - vs. Buffalo (9/12/93)
287 - @ Green Bay (10/6/91)
285 - vs. Washington (12/3/95)

Aikman's Regular Season Top 10

Completion Percentage (min. 20 atts.)

85.7 - @ Atlanta (12/21/92) (18-21)
80.8 - @ N.Y. Giants (9/30/90) (21-26)
80.0 - vs. Washington (12/26/93) (16-20)
80.0 - @ N.Y. Giants (1/2/94) (24-30)
79.2 - vs. N.Y. Giants (11/7/94) (19-24)
79.2 - @ Oakland (11/19/95) (19-24)
78.3 - vs. Green Bay (10/3/93) (18-23)
77.8 - @ Phoenix (9/19/93) (21-27)
77.8 - @ N.Y. Jets (12/18/93) (21-27)
77.4 - vs. Green Bay (10/8/95) (24-31)



Larry Allen

Guard/Tackle

6'3" ★ 326 ★ 11/27/71

Sonoma State

D-2 for '94 ★ 3rd Year



PRO: When Larry Allen was drafted out of Sonoma State in 1994, everyone hoped he would fulfill the same promise of Erik Williams, another small school offensive line product that has made it big in the NFL for Dallas. What no one expected was that in his first full season as a starter in 1995, Allen would step into the lineup at right guard, next to Williams, and soon thereafter land in the Pro Bowl. In his two seasons in Dallas, the offensive line has established a club record for fewest sacks allowed, 20 in 1994, and come back to break that mark the next season, 18 in 1995.

1995: Despite starting 12 games in 1994, including the NFC Championship Game, the season opening win at the N.Y. Giants (9/4) marked his first NFL start at guard. In a successful debut, Allen helped lead the way as the Dallas offense rolled to 459 yards, including 230 rushing yards – the most by the Cowboys since a 271 yard rushing performance at Philadelphia on Oct. 31, 1993. It wasn't until the third game of the season




that the Dallas front five allowed a sack, and six times in 1995 Allen and the rest of the line held an opponent sackless. For the season, Dallas finished second in the NFL in fewest sacks allowed with 18, breaking the club record of 20 set by the 1994 group, on 494 passing attempts (one per every 27.4 passes). In addition, quarterback Troy Aikman was healthy and able to start every game for just the second time in his career behind this protection, helping Allen earn All-Pro honors from *College & Pro Football Weekly*, *Football Digest*, *The Sporting News*, *Sports Illustrated* and *USA Today* (he was named second team All-Pro by Associated Press). In the regular-season finale at Arizona (12/25), Allen's work with the line enabled Dallas to roll up 474 yards of total offense, the most yardage by a Dallas team since Sept. 15, 1985. The Cowboys finished the season ranked fifth in the NFL in total offense and behind this powerful line, Emmitt Smith gained a club record 1,773 yards rushing, captured his fourth NFL rushing title in five years and scored an NFL record 25 rushing touchdowns. Following the season, Allen, who was in just his first year as a starting guard, was one of a club-record four Dallas offensive linemen to be selected to the Pro Bowl, joining Ray Donaldson, Nate Newton and Mark Tuinei. Allen also garnered All-NFC honors from *Football News* and UPI.

1994: Allen's rookie year didn't stay quiet long when he was forced into the lineup at left tackle at Washington (10/2) when Tuinei suffered back spasms. He performed like a veteran, despite being just four games removed from Sonoma State, and received a game ball for his play, which held the Redskins sackless on the day. The next week against the Cardinals (10/9), Allen earned his first NFL start, lining up at left tackle for Tuinei. It was the first time a rookie offensive lineman had started for Dallas since Nov. 24, 1991 when Williams started at right tackle against Washington. While lining up against Clyde Simmons on most downs, Allen limited him to five tackles and no sacks, and as a group, the offensive line did not allow a sack in 28 pass attempts in the Cowboys 38-3 win. Allen returned to spot duty the next two weeks, but early in the morning on Oct. 24, Williams was injured in an automobile accident and lost for the season. Allen moved into the starting lineup at Williams' right tackle spot for good at Cincinnati (10/30). The following week he was part of an offensive line that helped Dallas amass 450 total yards against the N.Y. Giants (11/7). Both he and Tuinei received game balls for their blocking in the Monday night victory at New Orleans (12/19), a game in which the Saints were held without a sack. With 10 regular season starts, Allen tied Burton Lawless (1975) and Kevin Gogan (1987) for the most starts on the offensive line as a rookie in club history. On his way to garnering consensus all-rookie honors, Allen helped Dallas establish a team record by allowing just 20 sacks – for losses totaling just 93 yards (fewest yards in the NFL). Smith finished the year third in the NFL rushing race with 1,484 yards, and the Cowboys were fifth in the NFL in rushing yards per game. In the playoffs, Allen received a game ball against Green Bay (1/8/95) when the Dallas offense picked up 450 total yards and Aikman completed 23-of-30 passes for 337 yards. In that game, he sprained his left ankle, but returned to action. In the NFC Championship Game at San Francisco (1/15/95), he struggled through three quarters on the injured ankle before leaving the game. Allen was the first player ever drafted from Sonoma State. Taken in the second round (46th overall), it marked the first time since 1981 Dallas had taken an offensive lineman that high and gave Allen the distinction of being the highest draft choice among current Dallas offensive linemen.

GAMES/STARTS (regular season, playoffs): 1994 (16/10, 2/2), 1995 (16/16, 3/3). Total – 32/26, 5/5.

COLLEGE: Allen began his college career at Butte Junior College in Oroville, Calif., from 1989-90. After a year off, he enrolled at Sonoma State, a Division II school located 45 miles north of San Francisco, and in his two years with the Cossacks, Allen gave up just one sack. During his senior year, Sonoma State set a mark with 334 yards rushing, against Cal-State Hayward. A two-time All-America selection, Allen participated in the East-West Shrine Game and the Senior Bowl. In 1992, the Cossacks were primarily a passing team and established ten new school records – including most yards gained, most touchdown passes, best gain-per-completion and highest passing efficiency.

PERSONAL: A native of Los Angeles, Allen attended a different high school each of his four years of school, finishing at Vintage High School in Napa, CA. He lettered in football as a freshman at Centennial Senior High in Compton, CA. Larry and wife Janelle have a daughter, Jayla (12/15/94).



Bill Bates

Safety

6'1" ★ 211 ★ 6/6/61

Tennessee

FA for '83 ★ 14th Year

40

PRO: One of the NFL's true success stories, Bill Bates has been overcoming the odds his entire career, starting in 1983 when he made the team as a long-shot rookie free agent. He immediately became a visible figure on the field with his ferocious special teams play. It was Bates' notoriety that helped propel the NFL into adding a spot on the Pro Bowl teams for special teams coverage players. Along with Mark Tuinei, Bates has the longest current tenure as a Cowboy, as both players enter their 14th season of service to the club this fall. Bates currently has more interceptions (14) and more tackles (679) as a Cowboy than any other member of the team. Bates leads current players in career regular season games played as a Cowboy with 187. His first game of 1996 will mark his 200th overall game as a Dallas Cowboy (including playoffs). Named the team's special teams captain in 1990, he has personalized the importance of special teams play throughout his career.

1995: Bates closed the season second on the team in special teams tackles with 25 – marking the sixth time in seven years he has ranked first or second on the team. Once again Bates served as the team's middle linebacker in long-yardage nickel defensive situations, recording a season-high five tackles in the Cowboys 27-17 victory over Pittsburgh (1/28/96) in Super Bowl XXX. Bates registered four stops at Oakland (11/19) along with two tackles on special teams. In the Cowboys home-opening win over Denver (9/10), Bates received a special teams game ball after tying for the team lead with two key special teams tackles. His top special teams performance of the year came in the season-opening game on Labor Day night at New York (9/4). Bates had four special teams tackles to tie for the team lead, while also adding a stop from his linebacker position.

1994: Bates' physical toughness might have been best illustrated in 1994 when he suffered two separate fractures, yet missed only one game. He suffered a fractured left wrist in the fourth quarter of the overtime loss to Detroit (9/19), and he later fractured his right thumb – an injury that required surgery – at Philadelphia (12/4) in the victory that clinched the Cowboys NFC East Championship. Bates finished both games despite the injuries, and he sat out only the Cleveland game (12/10) which followed the Eagles contest. Bates closed the year as the team's second leading tackler on special teams with 26 stops. He was named the NFC Special Teams Player of the Week and received a game ball after recording four kicking game tackles against Philadelphia (10/16).

1993: After rehabilitating his damaged left knee, Bates, as an 11-year veteran, played in his first Super Bowl. The trip to Atlanta was especially gratifying because Bates had missed the previous year's Super Bowl with a knee injury that brought a premature halt to his 1992 season. Returning to camp fully rehabilitated in 1993, Bates also returned to his role as the team leader in special teams tackles with 25. He was once again consistent and productive, both as the teams' special teams captain and as the middle linebacker in obvious nickel passing situations. He was the team's second leading interceptor with two enemy thefts: the first was on Thanksgiving Day (11/25), setting up a Cowboy scoring drive against the Dolphins; and the second came a week later in the closing seconds vs. Philadelphia (12/6) to seal the Cowboys 23-17 win over the Eagles. In addition to his defensive contributions, Bates recovered an onside kick at Atlanta (11/21).

1992: During the Super Bowl season of 1992, Bates had a streak of 79 straight games played snapped with a season-ending injury in Week Five vs. Seattle (10/11). He suffered a torn anterior cruciate ligament in his left knee that required major surgery, marking the first serious injury of his colorful Cowboys career. At the time of his injury, he was in his



usual place atop the Cowboys' special teams tackle chart with five, and although he was lost for the remainder of a special season, Bates' emotional brand of leadership was present on the Dallas sidelines all the way to the Super Bowl XXVII victory in Pasadena.

1991: His leadership and intelligence helped the Dallas special teams become one of the NFL's finest. Bates finished second on the team in special teams tackles with 22. His presence was felt on defense as a member of the nickel package at middle linebacker, picking up 28 solo tackles and five passes defended. His seven tackles in the season opener at Cleveland (9/1) tied for the team lead and marked Bates' highest individual tackle performance since 1989. He registered fumble recoveries on the punt coverage unit in back-to-back games against Phoenix (11/3) and Houston (11/10). His recovery at the Oiler 10-yard line set up a touchdown that sent the game into overtime. Bates tied for the team lead in fumbles recovered with two, and he also forced a key Eagles fumble in the Cowboys' playoff clinching win in Philadelphia (12/15). His last minute interception at Chicago's Soldier Field (12/29) preserved Dallas' 17-13 win in the team's return to the playoffs after a six-year absence.

1990: Prior to the start of the season, Bates was named Dallas' special teams captain by Head Coach Jimmy Johnson. Bates led the Cowboys in special teams tackles with 23. He made the big special teams play in the season opening win over San Diego (9/9). His heads-up tackle on a fourth quarter fake punt attempt by the Chargers set the Cowboys offense up for the game winning drive. He also tied for second on the team in passes defended (seven) at the middle linebacker post in nickel situations. Bates forced two fumbles in 1990 and picked up his 12th career pass interception at Tampa Bay (10/21) – a fourth quarter theft that preserved the Cowboys third win of the season.

1989: Bates led the Cowboys in special teams tackles with 19 stops – a margin that eclipsed his closest teammate by five tackles. He also helped preserve the Cowboys only victory of the season with his lone interception of the year at Washington (11/5).

1988: In the only season of his career in which he registered 16 starts, Bates was the Cowboys team leader in solo tackles with a career-best 85 stops from his strong safety position. He also enjoyed a career-high 124 total tackles that season.

1987: He registered his second highest season total for interceptions with three. For the second straight season, he led all Dallas defensive backs in sacks with three.

1986: Bates became the Cowboys starting strong safety in 1986 – a position he held for three straight seasons – and he started all 15 games in which he played that year. He led all Dallas defensive backs in sacks with 2.5.

1985: For the third consecutive year, Bates led all non-starters in tackles with 84. He was also the team leader in punt returns, registering a 6.9 yard average on 22 attempts. Bates recorded a career-high four interceptions and forced two fumbles on the year.

1984: As a second year NFL player, Bates became the first NFC player to be named to the Pro Bowl as a designated special teams performer. He was also named the NFL's Special Teams Player of the Year by the NFL Alumni Association. He collected a career-high five quarterback sacks, while leading all non-starters in tackles with 52 stops.

1983: After beating the odds to make the squad as an unheralded free agent, Bates was named the NFL Special Teams Player of the Year by the NFL Alumni Association. Bates collected his first career interception at St. Louis (9/11), and returned that theft of Cardinal QB Jim Hart 29 yards. Bates earned his first career start at strong safety in a Week 14 win at Seattle (12/4). He led all non-starters in tackles with 84 stops on the season. He also picked up his first career playoff start in the game against the Rams (12/26). Bates had 10 total tackles that day in Los Angeles.

GAMES/STARTS (regular season, playoffs): 1983 (16/1, 1/1), 1984 (12/2), 1985 (16/0, 1/0), 1986 (15/15), 1987 (12/11), 1988 (16/16), 1989 (16/0), 1990 (16/0), 1991 (16/0, 2/0), 1992 (5/0), 1993 (16/0, 3/0), 1994 (15/0, 2/0), 1995 (16/0, 3/0). Total - 187/45, 12/1.

COLLEGE: Bates was a four-year starting safety at Tennessee. He was named second-team All-Southeastern Conference his junior and senior seasons. He intercepted nine passes and recovered six fumbles in his career.

PERSONAL: William Frederick Bates was born and raised in Knoxville, Tenn., where he starred in football, basketball and as a sprinter on the track team at Farragut High School. He was all-state in football and basketball. A 1985 NFL Man of the Year finalist, Bill supports the United Way, the Boys Clubs, the Special Olympics, the March of Dimes and



other non-profit organizations. He serves as honorary chairman of the annual Wednesday's Child golf tournament benefiting Dallas-area orphans and of the Keystone Academy golf tournament for the learning disabled. Bill is also active in Fellowship of Christian Athletes. He and wife Denise, a fashion model, live in Dallas. Bill was named the winner of the Bob Lilly Award in 1990, 1991, 1993 and 1994. The Bill Bates Cowboy Ranch, north of Dallas, has been the setting for annual Cowboys pep rallies that have drawn thousands of fans in each of the Cowboys last four playoff trips. He also opened the Bill Bates Cowboy Grill in Dallas, where he hosts a weekly radio show. Their family includes triplets Graham William, Brianna Gail and Hunter James (5/24/89), Tanner Forest (2/18/91) and Dillon Timothy (7/5/95).

BATES' COWBOYS TOTALS												
Year	Tackles		Tot.	Sacks	Tkl/ Loss	QB Press.	Passes Def.	For. Fum.	Special Teams			
	Solo	Ast							Solo	Ast.	Tot.	
1983	54	30	84	4.0	-	-	4	1	-	-	-	
1984	38	14	52	5.0	-	-	6	2	-	-	-	
1985	38	13	51	1.0	-	-	3	2	-	-	-	
1986	50	37	87	2.5	-	-	7	1	-	-	-	
1987	46	35	81	3.0	-	-	4	1	9	5	14	
1988	85	39	124	0.5	-	-	6	0	11	11	22	
1989	24	10	34	0.0	-	2	3	0	14	5	19	
1990	29	22	51	0.0	-	3	7	2	15	8	23	
1991	28	5	33	0.0	1(-3)	3	5	1	12	10	22	
1992	5	6	11	0.0	0	0	0	0	5	0	5	
1993	19	9	28	0.0	0	0	6	0	9	16	25	
1994	10	8	18	1.0	0	1	1	0	15	11	26	
1995	16	9	25	0.0	0	1	0	0	11	14	25	
Totals	442	237	679	17.0	1(-3)	10	52	10	101	80	-181	
Playoffs												
1983	9	1	10	1.0	-	-	0	0	-	-	-	
1985	1	0	1	0.0	-	-	0	0	-	-	-	
1991	5	3	8	0.0	0	0	1	1	2	1	3	
1993	8	5	13	0.0	0	0	1	0	2	5	7	
1994	2	2	4	0.0	0	0	0	0	1	0	1	
1995	3	3	6	0.0	0	0	0	0	4	2	6	
Totals	28	14	42	1.0	0	0	2	1	9	8	17	
Pass Interceptions						Opponents' Fumbles Recovered						
Year	No.	Yds.	Avg.	Long	TD	Year	No.	Yds.	Avg.	Long	TD	
1983	1	29	29.0	29	0	1983	2	0	0.0	0	0	
1984	1	3	3.0	3	0	1984	1	0	0.0	0	0	
1985	4	15	3.8	8	0	1988	1	0	0.0	0	0	
1987	3	28	9.3	28	0	1991	2	0	0.0	0	0	
1988	1	0	0.0	0	0	1993	1	0	0.0	0	0	
1989	1	18	18.0	18	0	Totals	7	0	0.0	0	0	
1990	1	4	4.0	4	0	SINGLE-GAME BESTS						
1993	2	25	12.5	22	0	Total Tackles - 14 vs. N.Y. Giants, 9/18/88						
Totals	14	122	8.7	29	0	Solo Tackles - 11 vs. Cincinnati, 11/20/88						
Playoffs						Assists - 8 vs. Washington, 10/9/88						
1991	1	7	7.0	7	0	Sacks - 2 twice, vs. New England, 11/22/84 and						
Punt Returns						@ Philadelphia, 10/19/86						
Year	No.	FC	Yds.	Avg.	Long	TD	Interceptions - 2 @ N.Y. Giants, 9/20/87					
1985	22	6	152	6.9	21	0						



Michael Batiste

Guard

6'3" ★ 305 ★ 12/24/70

Tulane

FA for '95 ★ 2nd Year



PRO: A defensive lineman turned offensive in 1995, Michael Batiste hopes to follow in the footsteps of Dallas Pro Bowl offensive linemen Mark Tuinei who made the jump from



defense to offense early in his career and flourished. In two training camps with the Cowboys, Batiste displayed enough potential that the coaching staff did not want to give up on him, it just took longer than usual to find a position where he could prosper. After making the move to guard late in training camp, Batiste worked on his new position last fall and this spring was a member of the Frankfurt Galaxy of the World League, earning valuable playing time heading into this fall.

1995: The development of Michael Batiste in 1995 was nothing short of remarkable. Signed to provide depth along the defensive line in training camp, Batiste showed enough potential to impress coaches but not to earn a roster spot along the defensive front. Midway through preseason the decision was made to move Batiste to the offensive line, and while working with Offensive Line Coach Hudson Houck, Batiste quickly displayed the potential the defensive coaches had seen when they brought him into camp. After considerable playing time in the final two preseason games at left guard, Batiste made the final cut. Although he was inactive the first eight games of the season, Batiste's versatility on both sides of the line came in handy when the Dallas defensive line was hit by a rash of injuries at mid-season. Batiste joined Deion Sanders in becoming two-way players for the Cowboys when he saw action at defensive tackle against Philadelphia (11/6), recording a quarterback pressure and helping limit the Eagles to 230 yards of total offense. Two weeks later at Oakland (11/19), he was again thrust into the lineup at defensive tackle, recording one tackle.

1994: The Dallas coaching staff was familiar with Batiste in 1995 because of his work as a rookie free agent in training camp in 1994, where he showed potential but was released on the final cut.


GAMES/STARTS (regular season, playoffs): 1995 (2/0, 0/0).

COLLEGE: At Tulane, Batiste started 10 games his senior year at left end or tackle, recording 40 tackles (25 solo) with one sack and three tackles for losses. His junior year, Batiste contributed 42 tackles (25 solo), with four sacks and five tackles for losses in nine games as a starter at defensive tackle. He had his most productive season as a sophomore when he started all year and recorded 57 tackles (38 solo), three sacks and six tackles for losses.

PERSONAL: Michael Batiste was an all-district selection in football at Westbrook High School in Beaumont, TX and also lettered in track.

BATISTE'S COWBOYS TOTALS

Year	Solo	Tackles Ast.	Tot.	Sacks	Tkl/ Loss	QB Press.	Passes Def.	For. Fum.
1995	0	1	1	0.0	1	0	0	0



Darren Benson

Defensive Tackle
6'7" ★ 308 ★ 8/25/74
Trinity Valley C.C.
S3 for '95 ★ 2nd Year



PRO: Based on his size and speed, the Cowboys hope Darren Benson can develop into the same type of defensive lineman other "projects" like Leon Lett (seventh round) and Chad Hennings (11th round) have become with the Cowboys. Although young – Benson was the youngest player on the Dallas roster in 1995 – at 6-7, 308 pounds, Benson was the largest player on the defensive side of the ball for Dallas in 1995, and it is the size that has coaches excited about his unpolished potential. With two years of junior college football on his resume, little was expected of him as a rookie, but with an



NFL season under his belt, the Dallas defensive line will be counting on significant contributions from Benson during his sophomore campaign in 1996.

1995: The Cowboys selected Benson in the third-round of the 1995 NFL Supplemental Draft on July 21, just a few days into training camp. He immediately reported to Austin and earned a roster spot based on his size and potential. After being deactivated the first half of the season, Benson gained his first NFL playing time in fourth quarter action against Philadelphia (11/6) when the defensive front was crippled with injuries. He continued to see spot playing time throughout the second half of the season with Russell Maryland, Leon Lett and Charles Haley out of the lineup at various times. Benson also contributed on special teams, pairing with Lett to create one of the most formidable field goal rush pairs in the NFL.


GAMES/STARTS (regular season, playoffs): 1995 (6/0, 0/0).

COLLEGE: Benson starred on Trinity Valley's 1994 NJCA Championship team, amassing 109 tackles, 20 tackles for a loss and 21 sacks. He was a key part of a defense that helped TVCC to a 12-0 record. As a freshman, Benson accounted for 82 tackles and 10 sacks as the team went 11-1. A Prop-48 casualty coming out of high school, Benson spent the 1992-93 school year at Arkansas State, attending classes but not participating on the football team.

PERSONAL: Benson was a standout at Craigmont High School in Memphis, TN, where he graduated in 1992.

BENSON'S COWBOYS TOTALS

Year	Tackles			Sacks	Tkl/ Loss	QB Press.	Passes Def.	For. Fum.
	Solo	Ast.	Tot.					
1995.....	2	2	4	0	0.0	0	0	0



Eric Bjornson

Tight End

6'4" ★ 236 ★ 12/15/71

Washington

D4a for '95 ★ 2nd Year

86

PRO: For the past six seasons, the Dallas Cowboys have had one of the NFL's most prolific pass catching tight ends in Jay Novacek. Until last season they did not have a player with similar potential as an offensive threat developing behind him. That all changed with the arrival of Eric Bjornson (buh-YORN-sun), someone who should fit the bill as a talented and versatile receiver at the tight end position. Bjornson is similar in size (6-4, 230-pounds) and speed (4.5 40-yard dash) to Novacek, and during his rookie year he displayed soft hands and an ability to run concise pass routes. Bjornson's attitude and overall intelligence allowed him to shuttle between quarterback and wide receiver during his stay at the University of Washington, and it is that "quarterback's" understanding of the offense that has enabled him to flawlessly make the switch to tight end in the NFL.

1995: After leading the team with 16 receptions in preseason, Bjornson missed the 1995 regular season opener at the N.Y. Giants (9/4) with a sprained left shoulder. He saw his first NFL game action the following week against Denver (9/10), recording his first career reception. The following week he matched that with an eight yard reception vs. Arizona (9/24) when he lined up in some two-tight end situations. Twice during the 1995 season Bjornson recorded two receptions in a game, against San Francisco (11/12) and at Arizona (12/25). The Arizona game was also when Bjornson earned his first NFL start, replacing an injured Novacek and hauling in two passes for 22 yards - including a season-long, 16-yard grab. His four-yard catch on third down against Kansas City (11/23)



gave Dallas a first down and kept alive a Cowboys touchdown drive. He also finished third among offensive players with six special teams tackles. A fourth-round draft choice (110th overall), Bjornson was the eighth tight end chosen, and he was taken with the highest pick ever used by Dallas on a University of Washington player. He was also the first Husky player selected by Dallas since Kevin Gogan in 1987.

GAMES/STARTS (regular season, playoffs): 1995 (14/1, 3/0).

COLLEGE: As a senior, Bjornson earned second-team All-PAC 10 honors at wide receiver when he led the Huskies with 49 receptions, the fifth highest total in school history, for 770 yards and seven touchdowns. Bjornson was sixth in the PAC-10 in receptions and tied for second in touchdown catches while earning Academic All-PAC 10 and All-America honors. Bjornson spent most of his junior season at quarterback, starting the final three games of the season and posting a 2-1 record. At UCLA (10/16/93), he tossed the only touchdown pass of his career, an eight-yarder, while quarterbacking and hauled in an 18-yard toss while lining up at receiver. After entering Washington as a quarterback, Bjornson redshirted the 1990 season and served as a backup to Billy Joe Hobert and Mark Brunell on the Huskies 1991 national championship team. As a sophomore, Bjornson first made the move to wide receiver. He was a member of Husky teams that amassed a 43-12 record from 1990-94, went to three Rose Bowls as the PAC-10 champion and captured the 1991 national title.


PERSONAL: Bjornson was born in San Francisco, CA and starred at Bishop O'Dowd High School in Oakland, where he was a three-year starter at quarterback while earning scholar-athlete awards from the Oakland Tribune and the National Football Foundation Hall of Fame with his 4.02 GPA. As a senior he guided his team to a 10-1 record and the East Shore Athletic League title. He majored in sociology at Washington.

BJORNSON'S COWBOYSTOTALS

Year	Receiving				Long	TD
	No.	Yds.	Avg.			
1995.....	7	53	7.6		16	0

SINGLE-GAME BESTS

Receptions - 2 vs. San Francisco, 11/12/95 and @ Arizona, 12/25/95
 Receiving Yards - 22 @ Arizona, 12/25/95
 Long Reception - 16 yards @ Arizona, 12/25/95



Chris Boniol

Placekicker

5'11" ★ 167 ★ 12/9/71

Louisiana Tech

FA for '94 ★ 3rd Year

PRO: After only two seasons in the NFL, Chris Boniol has proven himself to be one of the most accurate (49-of-57 - 86.0% for his career on field goals), consistent (25 straight field goals) and level headed (game winning field goal in Cowboys 21-20 win against N.Y. Giants - 12/17/95) kickers in the league. He enters his third season with the Cowboys in 1996 looking to extend a club-record string of 25 consecutive field goals made, tied for the fourth-longest streak in NFL history. Boniol will also become the first player to kick for three consecutive years for Dallas since Rafael Septien (1978-86), and he looks to extend his streak of having scored in every game of his NFL career (32 consecutive). Boniol, the sixth Dallas kicker since 1989, was awarded the job in 1994, joining Ken Willis and Lin Elliott as Dallas' third rookie-free agent kicker since 1990.

1995: There was no sophomore slump for Boniol in 1995 as he established a club-record, and the second highest field goal percentage in NFL history, by hitting 27-of-28 field goals for a 96.43% success rate (Tony Zendejas holds the record at 100.0%). He led the league in accuracy and earned second-team All-NFC honors. Along the way Boniol connected on 25 straight field goals to set a club-record and post the fourth longest streak



in NFL history (tied with Morten Andersen). In addition, Boniol racked up 127 points to finish second in the NFC and fourth in the NFL while establishing a new club record for scoring by a kicker. Boniol's record breaking year started in the season opener when he tied his personal best by connecting on five-of-five extra points at the N.Y. Giants (9/4). The following week he connected on a regular-season long 45 yard field goal against Denver (9/10), a feat he would match later in the season against the N.Y. Giants (12/17). Boniol experienced two unwanted firsts at Minnesota (9/17) when he missed his first career extra point, snapping a string of 57 consecutive conversions to start his career, and his first and only missed field goal of the season, a 20-yard attempt. The following week against Arizona (9/24), Boniol scored 10 points, including the first two field goals in his streak, while taking over kickoff duties after the release of Jon Baker (kickoff specialist). With a 26 and 38-yard field goal at Oakland (11/19), Boniol tied and broke the club's consecutive field goal record of 13 set by Elliott. As if hitting field goals at a record clip wasn't enough, against Kansas City (11/23) on Thanksgiving Day, Boniol relieved John Jett at punter when Jett suffered muscle spasms in his back. Boniol hit two punts for a 38.5 yard average, with both punts pinning the Chiefs inside their 20-yard line. The shining moment in any kicker's career is when he gets the opportunity to hit a game-winning field goal as time expires, and Boniol got that opportunity against the N.Y. Giants (12/17) when he was called on to give Dallas a win on the game's final play. Having already hit four field goals on the day, Boniol's 35-yarder as time expired gave Dallas a 21-20 win and tied a club record with five field goals in a game. The kick (and a career-high 15 points) earned him NFC Special Teams Player of the Week honors and snapped a two-game losing streak for Dallas. Boniol closed out the regular season with 13 points (three field goals and four PATs) at Arizona (12/25), his seventh double-digit point game of the season. Boniol opened the postseason by connecting on a career-long, 51-yard field goal against Philadelphia (1/7/96), the longest postseason field goal in Cowboys history. He tied a career-high the next week with five extra points against Green Bay (1/14/96) in the NFC Championship Game. Boniol opened the scoring in Super Bowl XXX against Pittsburgh (1/28/96) with a 42-yard field goal on Dallas' first drive. He finished the day with nine points in the Cowboys' 27-17 win.

1994: Boniol opened his rookie campaign by quickly squashing any doubts they might have had about his nerve or ability. In his first NFL game, the opener at Pittsburgh (9/4), he hit a season-high four field goals and two extra points as the Cowboys claimed a 26-9 win. His 14 points were the most ever by a rookie kicker in his Dallas debut. Boniol went on to hit his first nine career field goal attempts and finished sixth in the NFC in field goal percentage at 75.8% (22-of-29), breaking Willis' club rookie-record of 72.0% in the process. His 22 successful field goals were two shy of the rookie mark of 24 set by Elliott in 1992. At RFK Stadium (10/2), Boniol connected on his ninth-straight field goal when he hit a then career-long 47-yard field goal that hit the crossbar and bounced through. That kick followed a 28-yarder that hit the left upright and bounced through earlier in the game. The next week against Arizona (10/9), he missed the first field goal of his career but did connect on a career-high five extra points. When the Cowboys traveled to Cincinnati (10/30), Boniol was called upon to hit his first game-winning field goal when he kicked a 38-yarder with 5:00 left in Dallas' 23-20 win. In the Thanksgiving Day game against Green Bay (11/24), Boniol hit all three field goals, including key kicks when Dallas was behind 10-0 and 17-3 and up 39-31 in the final minutes of the 42-31 come-from-behind win. For the season, Boniol amassed 114 points, which fell just shy of the club rookie-record of 119 established by Elliott in 1992. His total was good for third in the NFC and sixth in the NFL in scoring among kickers. Boniol opened his first postseason campaign by hitting a career-high tying five extra points in Dallas' 35-9 win over Green Bay (1/8/95).

GAMES/STARTS (regular season, playoffs): 1994 (16/0, 2/0), 1995 (16/0, 3/0). Total - 32/0, 5/0.

COLLEGE: The holder of virtually every kicking record at Louisiana Tech, Boniol ended his career third on the school's all-time scorer list, with 255 points. He led the team in scoring three of his four years at Tech and was 50-of-81 on field goals (.617), including five from over 50 yards. As a senior, he led the team in scoring with 57 points and provided the only scoring in three of 11 games. Against Northern Illinois, Boniol's 26-yard field goal proved to be the winning margin in a 17-16 Bulldogs win. During his four years at Louisiana Tech, he won or tied five games in the final seconds. As a junior, Boniol gave



the Bulldogs their first-ever victory over a Southwest Conference opponent when his 30-yard field goal on the last play of the game beat Baylor 10-9. As a sophomore, he connected on a 54-yarder on the final play of the game to help Tech beat Eastern Michigan 17-14. He also tied the South Carolina contest with two seconds left on a 38-yard kick. Boniol started his collegiate career by hitting 17-of-24 field goals and 38-of-39 extra points. In his second collegiate game, Boniol hit a career-long 55-yard field goal, the second longest in school history. In the 1990 Independence Bowl, his 29-yard field goal on the game's final play gave the Bulldogs a 34-34 tie with Maryland.

PERSONAL: Boniol hit 10-of-18 career field goals and 113-of-121 extra points at Alexandria Senior High School during his career. As a senior, he hit 34-of-35 PAT's and a 47-yard field goal while averaging 41.8 yards-per-punt. His father, Don, coached A.S.H. to a state baseball championship with Chris as the catcher. He majored in psychology at Louisiana Tech. Chris served as an escort for the Children's Cancer Fund Fashion Show in 1995 and also supported the Exchange Club Center for the Prevention of Child Abuse in Dallas/Ft. Worth, serving as a celebrity waiter. He is also an amateur pilot.

BONIOL'S COWBOYS TOTALS


Year	Scoring				Points	
	PAT	FG	Long	114		
1994	48-48	22-29	47	114		
1995	46-48	27-28	45	127		
Totals	94-96	49-57	47	241		
Playoffs						
1994	9-9	0-1	-	9		
1995	11-11	6-7	51	29		
Totals	20-20	6-8	51	38		
Year	Field Goal Accuracy				Total	Pct.
	19-29	30-39	40-49	50+		
1994	6-7	10-12	6-9	0-1	22-29	.758
1995	11-12	13-13	3-3	0-0	27-28	.964
Totals	17-19	23-25	9-12	0-1	49-57	.860
Playoffs						
1994	0-1	0-0	0-0	0-0	0-1	.000
1995	2-2	2-3	1-1	1-1	6-7	.857
Totals	2-3	2-3	1-1	1-1	6-8	.750

SINGLE-GAME BESTS

Points - 15 vs. N.Y. Giants, 12/17/95
 FGs - 5 vs. N.Y. Giants, 12/17/95
 FG Att. - 5 vs. N.Y. Giants, 12/17/95
 Long FG - 47 @ Washington, 10/2/94
 Playoffs - 51 vs. Philadelphia, 1/7/96
 PATs - 5 three times, last @ N.Y. Giants, 9/4/95
 Playoffs - 5 twice, last vs. Green Bay, 1/14/96

Boniol's field goal attempts break down like this:

From 40-yards-or-less: 40-of-44 (90.9%)
 At Texas Stadium: 26-of-28 (92.9%)
 On the Road: 23-of-29 (79.3%)
 On Turf: 38-of-44 (86.4%)
 On Grass: 11-of-13 (84.6%)



Alundis Brice

Cornerback

5'10" ★ 178 ★ 5/1/70

Mississippi

D4b for '95 ★ 2nd Year

29

PRO: Alundis Brice possesses the type of natural man-to-man coverage ability that has given the Dallas coaching staff a high level of optimism for his future in the NFL. Coming from Ole Miss where he was called upon to play a great deal of man-to-man coverage, Brice spent most of his rookie season learning the complexities of the various zone coverages in the Cowboys defensive scheme. The Dallas coaches felt Brice made outstanding improvement between the start of his rookie season and the Super Bowl. His



prospects for eventually becoming a starting cornerback are considered strong because he has solid work habits, intelligence, mental toughness and speed. Brice also has a nose for the ball and the natural aggressiveness and instinct to make interceptions.

1995: Brice earned his first NFL start under fire as the Cowboys traveled to Oakland (11/19) to face the Raiders and their talented corps of speedy receivers. Brice started in place of Larry Brown, who had missed the week of work because of a family tragedy. Brice registered three tackles in the game, while turning in a solid performance that validated his ability to step into a tough spot and perform under pressure. He saw his first NFL action in the Week Two victory over the Denver Broncos at Texas Stadium (9/10), recording two tackles from the right cornerback spot. Two weeks later, he picked up his first NFL interception in the Cowboys 34-20 victory over the Cardinals (9/24). The theft came off of Arizona's Dave Kreig while Brice was working in the prevent defensive alignment right before halftime. Brice earned most of his rookie playing time as a member of the Cowboys special teams, and he led the team in kicking game tackles with three in the Cowboys win over Philadelphia (11/6). He also saw action as a member of the Cowboys nickel and pass prevent defensive back packages. For the season, he recorded nine tackles and four special teams tackles. After joining Dallas as a fourth-round draft choice (129th overall), Brice made a big training camp impression in the final preseason game of the year (vs. Houston) – intercepting two passes and returning one for the game winning touchdown.

GAMES STARTS (regular season, playoffs): 1995 (10/1, 3/0).

COLLEGE: As a senior at Mississippi in 1994, Brice was a first-team All Southeastern Conference (second-team All America) selection, and he was also the third player in Ole Miss history to record at least seven interceptions in one season – a feat he accomplished both as a junior and as a senior. As the Rebels left cornerback in '94, he contributed 50 tackles (42 solos) and nine passes defended. After registering three interceptions in the first five games of the year, Brice closed the year in very strong fashion by picking off a pair of passes in each of the season's final two games (at Tulane and vs. Mississippi State). As a junior All-SEC selection at cornerback in 1993, Brice returned two of his seven interceptions for touchdowns – becoming only the second player in school history to accomplish that feat. Brice was a key figure in the Rebels' leading all NCAA Division I schools in fewest total yards allowed in 1993 (234.5). He was used as a wide receiver as a sophomore and played in every game, but did not record a reception.

PERSONAL: The words character and courage have often been used to describe Brice. In the spring following his senior season of college football, Brice played the role of peacemaker during an on-campus altercation and was shot in the chest, with the bullet nearly hitting his heart. After 11 days in the hospital, including two days in critical condition, Brice began the long road to recovery and his status for the 1995 NFL Draft suddenly became very uncertain. His physical rehabilitation progressed at a dramatic rate, and the Cowboys used a fourth-round selection on Brice. In the spring prior to his senior season, Brice was selected as the Chuckie Mullins Courage Award winner, and the following fall he changed his jersey to No. 38 in honor of the former Rebel who was paralyzed while playing at Ole Miss. As a standout member of the Ole Miss track team, Brice registered personal best times of 10.75 (100 meters), 21.62 (200 meters) and 6.22 (55 meters). At Brookhaven High School in Brookhaven, Mississippi, Brice was a first-team, Class 5A, All-State selection as a senior wide receiver and defensive back. He was also a three year letterman in track – winning the state title in the 200 meters. A social work major at Ole Miss, Brice was born on May 1, 1970 in Brookhaven.

BRICE'S COWBOYS TOTALS											
Year	Tackles			Sacks	Tkl/ Loss	QB Press.	Passes Def.	For. Furn.	Special Teams		
	Solo	Ast	Tot.						Solo	Ast.	Tot.
1995	6	3	- 9	0.0	0	0	1	0	2	2	- 4
Playoffs											
1995	1	0	- 1	0.0	0	0	0	0	0	0	- 0
Year	Pass Interceptions				Single Game Bests						
	No.	Yds.	Avg.	Long	TD	Tackles – 3 @ Oakland, 11/19/95 Interceptions – 1 vs. Arizona, 9/24/95					
1995	1	2	2.0	2	0						



Shante Carver

Defensive End

6'5" * 253 * 2/12/71

Arizona State

D-1 for '94 * 3rd Year



PRO: Still developing as a speed pass rushing force, Shante Carver's productivity and experience levels increased dramatically between the first and second seasons of his NFL career. He continues to add size and strength as the result of his work in the weight room, and his physical development has paid dividends on the field. Carver is an extremely quick pass rusher who plays with great intensity. He has spent the past two seasons working under – and learning from – Cowboys starting defensive ends Charles Haley and Tony Tolbert. Carver's continued development and productivity will be counted on by the Cowboys coaching staff in their long term defensive plans.

1995: Carver was able to fulfill a rare personal dream by participating in Super Bowl XXX (1/28/96) in the same Sun Devil Stadium where he starred as a defensive end for Arizona State. Carver not only contributed to the Cowboys 27-17 win over the Steelers in the Super Bowl, but he also compiled a single-game, career-high five tackles. The Super Bowl was the only 1995 playoff game that Carver did not start, as the injured Haley returned to the lineup. Carver was the Cowboys starter at right defensive end for the final game of the regular season at Arizona (12/25), as well as the divisional playoff win over Philadelphia (1/7/96) and the NFC Championship Game win over Green Bay (1/14/96). He recorded half a sack and a tackle in the title game win over the Packers. In the Christmas night win at Arizona, Carver registered two tackles, two QB pressures and the first pass defended of his career. He also played a key role in the Cowboys 21-20 win over the Giants (12/17) that started Dallas' five-game winning streak to the Super Bowl title. Carver tied his regular season-best total for tackles against the Giants with four, while seeing most of his action from the left end position. The week prior to the Giants game, he registered three tackles and a half sack at Philadelphia (12/10) in extended playing time with the loss of Haley (to a back injury against Washington – 12/3). Carver suffered a broken hand in the Cowboys loss to San Francisco (11/19). In the Cowboys 23-9 victory at San Diego (10/15), Carver recorded the first multiple sack game of his career with two. He also collected his first career fumble recovery, setting up Dallas' first touchdown, in that win over the Chargers. He earned a pair of mid-season starts in consecutive games against the Redskins (his first career start – 10/1) and Packers (10/8), and he contributed a personal-best four tackles and a tackle for a loss in the 34-24 win over Green Bay. Throughout the season, Carver was the primary reserve at both defensive end positions following the free agency departure of Jim Jeffcoat.

1994: As a rookie pass rushing defensive lineman on the NFL's top rated defensive unit, Carver found the prospects of extended playing time very thin. Naggng injuries, competition with established veteran stars and the natural adjustments of making the transition to the professional game were all a part of Carver's educational experience. Carver saw the majority of his game action in the early portion of the season. He played his first career NFL game in the season opening win at Pittsburgh (9/4). Carver was used in a limited capacity in close games against Houston (9/11) and Detroit (9/19), and he saw his most extensive playing time in mop-up duty at Washington (10/2). He recorded one solo tackle and one stop behind the line of scrimmage at RFK. Carver finished his rookie season with five tackles after playing in 10 of the team's 16 regular season games. Carver was selected with the 23rd overall pick in the 1994 NFL Draft.

GAMES/STARTS (regular season, playoffs): 1994 (10/0, 0/0), 1995 (16/3, 3/2). Total - 26/3, 3/2.



COLLEGE: As a senior in 1993, Carver was generally considered one of the nation's premier pass rushing talents as a standout performer in the pass-oriented Pacific-10 Conference. Carver recorded double-figure sack totals in each of his collegiate seasons: 10 as a freshman, 11 as a sophomore, 10 as a junior and 10 as a senior – closing out his Sun Devil career with 41 quarterback sacks for losses totaling 248 yards. In addition, he had 20-or-more quarterback pressures in all but his freshman year, while accounting for 59 tackles behind the line of scrimmage for losses totaling 299 yards. The most prolific pass rusher in Arizona State history, Carver had already shattered the school record for QB sacks by the end of his junior season. Following his senior season, he was an All-America selection, as well as being named All Pacific-10 Conference. Carver was his team's Defensive MVP in both his senior and junior seasons, while sharing the award as a sophomore. After being redshirted as a true freshman in 1989, Carver played in 44 straight games for the Sun Devils, starting 34.

PERSONAL: Carver was a 1989 graduate of Lincoln High School in his hometown of Stockton, Calif. He played both defensive end and tight end at Lincoln and earned first-team all-state honors as a senior. He was also a fine basketball player in high school, who once collected 21 and 24 rebounds in consecutive games as a senior. Carver majored in criminal justice studies at Arizona State. His athletic exploits enabled him to earn a letter as a walk-on basketball player for the Sun Devils during the 1992-93 season. Carver hosts an annual golf tournament in Stockton, CA. The proceeds from the tournament benefit the Pop Warner Youth Football program in Stockton.

CARVER'S COWBOYS TOTALS

Year	Tackles			Sacks	Tkl/ Loss	QB Press.	Passes Def.	For. Fum.
	Solo	Ast.	Tot.					
1994	2	3	5	0.0	1(-2)	0	0	0
1995	8	13	21	2.5	1(-1)	3	1	0
Totals	10	16	26	2.5	2(-3)	3	1	0
Playoffs								
1995	4	2	6	0.5	0	4	0	0
Opponents' Fumbles Recovered								
Year	No.	Yds.	Avg.	Long	TD			
1995	1	0	0.0	0	0			

SINGLE GAME BESTS	
Tackles	4 twice, vs. Green Bay, 10/8/96 and vs. N.Y. Giants, 12/17/96
playoffs	5 vs. Pittsburgh, 1/28/96
Sacks	2 @ San Diego, 10/15/96



Billy Davis

Wide Receiver

6'1" ★ 197 ★ 7/6/72

Pittsburgh

FA for '95 ★ 2nd Year



PRO: Billy Davis came to the Cowboys training camp last summer as an unheralded and undrafted talent out of Pittsburgh, a long-shot to make the team at wide receiver, but he went on to earn a roster spot in training camp with his football instincts and a valuable ability to play special teams. "Billy made this team on competitiveness and desire," says Cowboys Special Teams Coach Joe Avezzano. "He came down to Austin, ready to do anything necessary to make this team, and he proved that he could play at this level." Davis has the size and strength to compete as an NFL wide receiver, and his versatility on special teams, providing the team an athletic coverage player, proved to be an added bonus. With an NFL season under his belt, he will be looking to provide the Cowboys with more offensive help while anchoring one of the league's top special teams units.

1995: Davis became the only rookie-free agent to make the team out of training camp



when his play on special teams earned him a roster spot in 1995. He went on to finish fifth on the team with 16 special teams tackles, second among offensive players and rookies. With Davis' help, the Cowboys closed the 1995 season ranked seventh in the league in kickoff coverage, allowing just 19.5 yards-per-return. He started his career off in style, recording two special teams tackles at the N.Y. Giants (9/4) in a 35-0 Dallas win. He came back to lead the team in special teams tackles at Washington (10/1), recording another pair of tackles. In November, Davis tied for second on the team with a pair of special teams tackles vs. Philadelphia (11/6) and Kansas City (11/23). To show his versatility and a "team first" attitude during training camp, Davis also experimented with a move to safety over the final two weeks of the preseason before returning to wide receiver.

GAMES/STARTS (regular season, playoffs): 1995 (16/0, 3/0).

COLLEGE: As a senior, Davis had the most productive season of his Pitt career, collecting a career-high 51 receptions to finish third on Pitt's all-time receptions list with 120 catches. With 731 receiving yards as a senior, Davis finished fifth on the Panthers' all-time receiving yardage chart with 1,680 career yards. He posted a career-high 10 receptions for 135 yards against Rutgers in the final game of his career, while leading the team with nine touchdown grabs. Davis finished third on the team with 24 receptions for a team-high 346 yards as a junior, and as a sophomore, he was the third leading receiver with 34 catches for 503 yards and three scores.

PERSONAL: William Augusta Davis III was an all-district, all-city and all-regional quarterback at Irvin High School in El Paso, TX, where he threw for 1,200 yards as a senior. He also punted and played defensive back. In the spring he competed in the pole vault, 100-meter and 200-meter dashes. Davis majored in economics at Pitt.



Ray Donaldson

Center

6'3" ★ 311 ★ 5/18/58

Georgia

FA for '95 ★ 17th Year



PRO: Ray Donaldson, the third full-time starting center in Dallas in the past 16 years, is a symbol of consistency and dependability. He is one of only 32 players in NFL history to have played in at least 220 games, and only 21 players have played in more games than Donaldson's 228. He has missed only 17 non-strike games in his career, 13 in 1991 and four in 1995 (both due to a broken leg). Prior to the 1991 injury, he had played in 168 consecutive games, which would have been a Colts record, eclipsing Jerry Logan's 155 straight games from 1963-72, except for the three games missed during the 1987 strike. Four times during his career, Donaldson has not missed an offensive play during the season, and his team has led its respective conference in rushing four times. On all three teams he has played, the team's top rusher has established the team record for most rushing yards in a season – Eric Dickerson in Indianapolis (1988), Chris Warren in Seattle (1994) and Emmitt Smith in Dallas (1995).

1995: Donaldson signed with Dallas on March 20 to fill the void left by the free agency departure of Mark Stepnoski. Donaldson was the centerpiece of a Cowboys offensive line that allowed a team-record low of 18 sacks for the season, two fewer than the previous record of 20 set in 1994. Dallas' running game finished the year ranked second in the NFL – first in the NFC – averaging 137.6 rushing yards-per-game (Kansas City - 138.9), while running back Emmitt Smith won his fourth rushing title in five years with a career high and team-record 1,773 yards. Smith also established the NFL record for rushing touchdowns in a season with 25. Donaldson started the first 12 games of the year before suffering a fractured and dislocated right ankle on Thanksgiving Day against Kansas City



(11/23), requiring him to miss the final four regular season games and snapping his string of 60 consecutive games started. Despite this injury, Donaldson was selected to his fifth Pro Bowl (his first as a Cowboy) along with three of his line mates (Larry Allen, Nate Newton, Mark Tuinei), the first time in club history four offensive linemen were voted to the Pro Bowl in the same year.

1994: Donaldson, the Seahawks offensive captain, started all 16 games and did not miss an offensive play for the second consecutive season. He anchored a Seattle offensive line that led the Seahawks to a No. 2 ranking in the NFL and AFC with 2,084 rushing yards. Running back Chris Warren led the AFC with 1,545 yards, which placed him second in the NFL behind Barry Sanders. Donaldson started his 200th career game at Cleveland (12/24) in the season finale.

1993: Donaldson signed with Seattle on April 20 after being waived by Indianapolis, and he went on to start 16 games at center, not missing an offensive play all season. He anchored an offensive line that allowed the Seahawks to lead the AFC in rushing (2,015 yards) for the first time in franchise history, averaging 4.3 yards-per-carry in the process. Chris Warren headed the Seahawks rushing attack with 1,072 yards, ranking third in the AFC. Donaldson played in his 200th career game at Kansas City (1/2/94).

1992: He returned from his broken leg to start all 16 games for the Colts at center. It was the ninth time in his thirteen year career he had started all 16 games.

1991: Donaldson started the first three games in 1991 for the Colts before suffering a broken left fibula against the Raiders (9/15). He spent the remainder of the season on injured reserve, snapping his streak of 61 consecutive games played and started since the 1987 strike. It was the first time in his career Donaldson had missed a game due to an injury.

1990: He started all 16 games at center for Indianapolis on a young line in 1990.

1989: He started all 16 games and was voted a Pro Bowl starter for the third straight season (fourth appearance) while anchoring a Colts line that allowed the fourth-fewest sacks (28) in the NFL for the year.

1988: Donaldson, a team captain, started 16 games and missed his first offensive plays in three seasons when he missed the final two possessions against Buffalo (12/18) with a nerve injury in his shoulder. The Colts rushed for 2,249 yards as a team, tying them for second in the AFC and fourth in the NFL. He was named to his third straight Pro Bowl, his second consecutive appearance as a starter. Donaldson also garnered All-NFL honors from *College & Pro Football Newsweekly* and All-AFC honors from *Football News* and *Pro Football Weekly*.

1987: Donaldson started all 12 games played by the regulars during the strike season of 1987, and, for the second consecutive season, he did not miss an offensive play. The Colts rushing game surpassed 2,000 yards (2,143) for the fourth time in five seasons. The strike snapped his streak of 107 consecutive games played. He started the Colts only playoff game at Cleveland (1/9/88) before starting in the Pro Bowl, his first start in two trips.

1986: He did not miss an offensive play all season while starting all 16 games. He was the only Colts player to participate in 100% of his plays. He was selected to represent the AFC as a reserve in his first Pro Bowl appearance.

1985: Serving as the Colts team captain, Donaldson started all 16 games at center and helped Indianapolis lead the AFC in rushing for the second time in three years with 2,439 yards. The Colts averaged 5.0 yards-per-carry and scored 22 rushing touchdowns on the season. Two Indianapolis runners (Randy McMillan and George Wonsley) finished the season ranked in the top 12 rushers in the AFC. The Donaldson anchored line decreased the number of sacks allowed by the Colts from 58 in 1984 to 35 in 1985.

1984: He started 16 games and anchored an offensive line that helped Indianapolis average 4.0 yards-per-carry. The Colts finished sixth in the AFC with 2,025 yards rushing. Donaldson also served as the Colts field goal unit deep snapper.

1983: Donaldson started 16 games at center and was named an alternate to the Pro Bowl. He was the backbone of the Colts offensive line which helped Indianapolis lead the AFC in rushing as a team with 2,695 yards (4.5 average). Curtis Dickey finished fifth in the AFC in rushing with 1,122 yards behind the Donaldson led line.

1982: He started all nine games of the strike shortened season at center, and he was



tabbed as the top performer on the Colts offensive line.

1981: Donaldson moved into the starting lineup at center and started all 16 games. He also played on the Colts punt coverage unit, recording one tackle and one assist.

1980: Donaldson, who was drafted in the second round of the 1980 NFL Draft, played in all 16 games as a reserve center and offensive guard. He finished second on the team with seven special teams tackles.

GAMES/STARTS (regular season, playoffs): 1980 (16/0-Colts), 1981 (16/16-Colts), 1982 (9/9-Colts), 1983 (16/16-Colts), 1984 (16/16-Colts), 1985 (16/16-Colts), 1986 (16/16-Colts), 1987 (12/12, 1/1-Colts), 1988 (16/16-Colts), 1989 (16/16-Colts), 1990 (16/16-Colts), 1991 (3/3-Colts), 1992 (16/16-Colts), 1993 (16/16-Sea.), 1994 (16/16-Sea.), 1995 (12/12, 0/0). Total - 228/212, 1/1 (Dallas-12/12, 0/0).

COLLEGE: After entering the University of Georgia as a linebacker, Donaldson made the switch to center during his sophomore year. From the center position, he was selected first-team All-America by Associated Press, The Sporting News and Newspaper Enterprise Association. He also played in the East-West Shrine Game and Senior Bowl following his senior season.

PERSONAL: Before majoring in education at Georgia, Donaldson attended East Rome High School in Rome, Georgia. He and his wife Eileen have two children, daughter Ashley (5/30/85) and son Nicholas (5/3/88).



Oronde Gadsden

Wide Receiver

6'3" ★ 216 ★ 8/20/71

Winston-Salem

FA for '95 ★ 1st Year

82

PRO: A tall, physical receiver, Oronde Gadsden has the tools Cowboys' coaches most often look for in a wide receiver. After a year working under the wings of Michael Irvin, Dallas will be looking to Gadsden to blend his athletic and pass catching abilities to earn a full-time roster spot. He earned a late season promotion to the active roster by demonstrating a great work ethic and the willingness to become a very serious contributor to the Cowboys practice sessions as a member of the practice squad. He will be given an opportunity to make the Cowboys roster once again at wide receiver.

1995: After impressing coaches in training camp, Gadsden was released on Aug. 22 but quickly re-signed to the practice squad on Aug. 30, where he spent most of the season. He was signed to the active roster on Jan. 8 during the team's playoff run, but three days later, a severely sprained left ankle landed him on the club's reserve/injured list.

GAMES/STARTS (regular season, playoffs): 1995 (0/0,0/0).

COLLEGE: Gadsden was the Rams "go to" guy as a senior at Winston-Salem State, tallying 1,111 yards on 56 catches with 16 touchdowns. He led the Central Intercollegiate Athletic Association with a 19.8 yard-per-catch average and finished second in receiving yards, touchdowns and yards-per-game (101.0). He caught 31 passes for 836 yards (26.1) and 13 touchdowns as a junior after recording 31 grabs for 810 yards (26.1) and 13 touchdowns as a sophomore.

PERSONAL: Born Aug. 20, 1971, Oronde B. Gadsden starred at Burke High School in Charleston, SC. He received his degree in marketing from Winston-Salem, and for his final semester he served as an intern for the Drew Pearson Companies in Dallas.



Jason Garrett

Quarterback

6'2" ★ 195 ★ 3/28/66

Princeton

FA for '93 ★ 4th Year



PRO: Jason Garrett has become a valuable commodity to the Dallas Cowboys as a back-up quarterback. He not only serves as the team's third quarterback, but he is also responsible for relaying plays from Offensive Coordinator Ernie Zampese to Troy Aikman in the huddle. Garrett has also seen his share of playing time, including a memorable Thanksgiving Day come-from-behind victory over the Green Bay Packers in 1994. Garrett, who has played in the National Football League, Canadian Football League and the World League of American Football, went undrafted in 1989 and worked his way onto the Cowboys active roster after spending a season on the Dallas practice squad and a season on the New Orleans Saints practice squad, sandwiched around a coaching stint at Princeton and playing in the CFL and World League. Of the 16 quarterbacks drafted in 1989, only three (Aikman, Erik Wilhelm and Rodney Peete) were on NFL rosters in 1995.

1995: Garrett was inactive as the third quarterback in 18-of-19 games in 1995. His only game action was in the fourth quarter vs. San Francisco (11/12) when Aikman (bruised left knee) and Wade Wilson (lacerated left hand) were both injured. Garrett completed four-of-five passes for 46 yards, including an eight-yard touchdown pass to Michael Irvin.

1994: After being inactive for the first 10 games, Garrett saw action against Washington (11/20), replacing Aikman (sprained knee) and Peete (sprained thumb), who were injured during the game. Garrett was one-of-five for four yards in finishing out the Dallas win. In only his second NFL start, he led Dallas to a 42-31 come-from-behind victory against Green Bay (11/24) with a club record 36 second-half points. He led the team to scores on six consecutive drives, including five straight second-half touchdowns, after the Packers had taken a 17-3 lead. He finished the day 15-of-26 for 311 yards, two touchdowns and one interception. Garrett received a game ball from the coaches, earned NFC Offensive Player of the Week honors and was the NFL/Miller Lite Player of the Week.

1993: Garrett moved onto the active roster in 1993, replacing departed back-up quarterback Steve Beuerlein behind Troy Aikman. His impressive performance during the pre-season included 549 yards passing and three touchdowns, allowing him to move ahead of Hugh Millen on the depth chart. Garrett played in his first NFL regular-season game in the season opener at Washington (9/6), when he took over for the final series. His first critical playing time came in the middle of the third quarter vs. the N.Y. Giants (11/7), when Aikman strained his left hamstring. Garrett went on to orchestrate two scoring drives and completed five-of-six passes for 34 yards. The following week against Phoenix (11/14), Garrett earned his first NFL start in the Cowboys 20-15 win. He moved into the third quarterback spot and was deactivated for the final seven regular season games and all three postseason games with the mid-November signing of Bernie Kosar from Cleveland.

1992: Garrett attended training camp with Dallas, but he was released on the final roster cut, signing onto the practice squad the following day. Garrett started the year with San Antonio of the World League, but was released so he could sign with Dallas.

1991: Garrett opened the World League season as the starting quarterback for the San Antonio Riders, but he suffered a separated shoulder in the season opener. He rebounded to complete 60-of-113 passes for 609 yards, with three touchdowns and three interceptions for the season. Following his World League season, he joined the Ottawa RoughRiders of the Canadian Football League for 13 games, seeing very limited action.

1989-90: After going undrafted in the 1989 NFL Draft, Garrett signed with New Orleans as a free agent and spent the year on the Saints' developmental roster before being



released prior to the 1990 season. He spent 1990 as an assistant coach at Princeton before joining the World League in the spring of 1991.

GAMES/STARTS (regular season, playoffs): 1993 (6/1, 0/0), 1994 (4/1, 0/0), 1995 (1/0, 0/0). Total - 11/2, 0/0.

COLLEGE: An honorable mention All-America selection at Princeton as a senior, Garrett established NCAA Division I-AA records for single-season completion percentage (68.2%) and lowest percentage of passes intercepted (1.0%). As the 1988 Ivy League Player of the Year, Garrett completed 204-of-299 passes for 2,217 yards, 12 touchdowns and three interceptions. Despite playing only two seasons at Princeton, Garrett finished his career second on the school's all-time passing list with 4,274 yards, including a career-high 309 yards on 25-of-31 passing against Lehigh as a junior.

PERSONAL: Garrett was an all-league safety and quarterback at University High School in Chagrin, OH. He also lettered in basketball and baseball, earning all-league honors in basketball. Born in Abington, PA, to Dallas Cowboys scout Jim Garrett, Jason and his family followed his father's coaching career with stops in Pennsylvania, Florida, Dallas, New Jersey, Houston, New Orleans and finally Cleveland. Jason has seven brothers and sisters, including Judd, a running back in the CFL, and John, an assistant coach with Cincinnati. Jason earned his degree in history from Princeton, where he met his wife, Brill, also a graduate of Princeton.


GARRETT'S COWBOYS TOTALS

Year	Passing							Sacks/ Yards	Rating
	Att.	Comp.	Yards	Pct.	TD	Int.	Long		
1993	19	9	61	47.4	0	0	16	1/6	54.9
1994	31	16	315	51.6	2	1	68	2/13	95.5
1995	5	4	46	80.0	1	0	24	0/0	144.6
Totals	55	29	422	52.7	3	1	68	3/19	88.6

Year	Rushing				
	No.	Yds.	Avg.	Long	TD
1993	8	-8	-1.0	0	0
1994	3	-2	-0.7	0	0
1995	1	-1	-1.0	0	0
Totals	12	-11	-0.9	0	0

SINGLE-GAME BESTS

Passing Yards - 311 vs. Green Bay, 11/24/94
 Attempts - 26 vs. Green Bay, 11/24/94
 Completions - 15 vs. Green Bay, 11/24/94
 Touchdowns - 2 vs. Green Bay, 11/24/94



Charles Haley

Defensive End

6'5" ★ 255 ★ 1/6/64

James Madison

T(SF) for '92 ★ 11th Year

94

PRO: One of the most gifted pass rushers in the current era of NFL history, Charles Haley is the only player in league history to collect five Super Bowl rings. A mainstay on the Dallas defensive line since the Cowboys acquired him in a training camp trade from San Francisco in 1992, Haley picked up his most recent Super Bowl jewelry following the Cowboys 27-17 victory over Pittsburgh (1/28/96) in Super Bowl XXX. As a starter on Super Bowl contenders from his first day in the NFL, Haley has played on nine playoff teams in 10 seasons, and during that time, his teams have been victorious in 17-of-21 postseason games. He has been a key performer for teams that have played in seven of the last eight NFC Championship Games and five of the last eight Super Bowls. He is considered one of the major keys to Dallas finishing the 1992 and 1994 seasons with the NFL's top-rated defensive unit. Haley has led his team in sacks in eight of his 10 NFL seasons. His pass



rushing ability is a relentless blend of speed, quickness, technique and intelligence, and his presence on the field must always be accounted for by opposing offenses. An extremely fierce competitor, Haley also has a knack for making the big play. He has averaged 9.7 sacks and 2.4 forced fumbles per year in his 10 NFL seasons. He currently has 96.5 regular season career sacks, and his 11 career postseason sacks place him second on the all-time NFL playoff list behind Bruce Smith (12).

1995: Haley's road to an unprecedented fifth Super Bowl title in 1995 was much more difficult than any of the previous triumphs. While cruising through his finest season as a Cowboy, he suffered a disc injury in his back in Dallas' loss to the Washington Redskins (12/3). After undergoing surgery on Dec. 6, his only hope for a return to the playing field in 1995 was a Dallas berth in Super Bowl XXX. While Shante Carver held down the right defensive end spot in his five-game absence, Haley endured a rehabilitation program that enabled him to start on Jan. 28, 1996 in Tempe. He responded in typical fashion by registering five tackles, one sack and three quarterback pressures in the Cowboys' 27-17 win over the Steelers. Prior to the injury, he was tied for third in the NFC in sacks with 10.5 (tied for fifth in the NFL) through 12-plus games. Although he missed the remainder of the regular season, Haley went on to lead the Cowboys in sacks for the second straight year, while also leading the team in forced fumbles (2) and ranking second on the squad in quarterback pressures with 33. Against Denver (9/10), Haley earned NFC Defensive Player of the Week honors after recording five tackles, two sacks and forcing a fumble on one of his sacks. He kept up that pace the next week at Minnesota (9/17) with seven tackles, two sacks, one forced fumble and four quarterback pressures. Haley had another multiple sack day at San Diego (10/15), collecting 2.5 sacks, and he added his fourth multiple sack game of the year at Atlanta (10/29) with two. His 10.5 sacks in 1995 marked the sixth time in his 10-year career that he has reached double-digit totals in quarterback sacks. He capped the injury-interrupted season with his fifth career selection to the Pro Bowl (second with Dallas). He was also a second-team All-NFC selection by U.P.I.

1994: Following off-season back surgery after Super Bowl XXVIII, a rejuvenated Haley enjoyed his finest season as a Cowboy, and one of his top years as a pro. A first-team All-Pro selection, Haley earned his fourth career Pro Bowl trip – his first as a Cowboy. Haley compiled his second-highest career sack total for a season with a team-leading 12.5 (fourth best in the NFL). He also led the Cowboys in quarterback pressures (52) for the third straight year, while forcing more fumbles (3) than any other Dallas defender. While helping Dallas to the NFL's top ranking in defense, Haley was also the team leader in tackles behind the line of scrimmage with nine stops for losses totaling 22 yards. He set the tone for his brilliant play in the season opening victory at Pittsburgh (9/4), recording a career-high four sacks of Steelers' quarterback Neil O'Donnell. That performance was the single-game best for sacks by any NFL player in 1994, and his performance earned Haley NFC Defensive Player of the Week honors. He enjoyed another outstanding day as the Cowboys clinched a third straight NFC East crown at Philadelphia (12/4). Haley received a game ball against the Eagles after registering three sacks, four quarterback pressures and five tackles. He also received a game ball in the Thanksgiving Day (11/24) win over Green Bay, recording six tackles, one sack and a career-high nine QB pressures. Haley started all 16 games for the first time since 1990. He underwent back surgery (microscopic lumbar discectomy) on Feb. 8, 1994 to get relief from lower back ailments that had hampered him at times during his first two seasons with the Cowboys.

1993: While playing through a season of constant lower back pain, Haley had something special in the biggest games of the season. In his two outings against his old team (one of which was the NFC Championship Game), the 49ers, he accounted for six tackles, three sacks, five quarterback pressures and two forced fumbles. In his two games against the Buffalo Bills (one of which was Super Bowl XXVIII), Haley had nine tackles, nine quarterback pressures, a forced fumble and half a sack. When he was not making plays in the games that counted the most, Haley was fighting his way through disc problems in his lower back that landed him inactive for two games and held him out of the starting lineup in three others. In the critical situations, however, Haley's presence was always felt. He registered his season high for quarterback pressures (six) against Buffalo (9/12) and the Giants (11/7). He picked up his only multiple-sack game with two against the 49ers (10/17), and he picked up his first interception since his rookie season in the



Divisional Playoff Game against Green Bay (1/9/94). For the year, Haley led the Cowboys in quarterback pressures (28) for the second straight season. He led the team in forced fumbles (three) and ranked fourth in sacks (four).

1992: Acquired in a trade with San Francisco on Aug. 27, Haley's impact on the Dallas pass rush in 1992 went a long way toward the Cowboys' top NFL ranking on defense and the team's Super Bowl XXVII win in Pasadena (1/31/93). His insertion into the Dallas lineup at right end helped Dallas move from a pass defense ranking of 23rd in the NFL in 1991 to fifth in 1992. Haley's tremendous speed and quickness from the outside also enabled the Cowboys to lead the entire NFL in shutting down opponents on third down conversion attempts. Dallas held opposing offenses to a success rate of just 27.2% on third down. He led the team in quarterback pressures (42), a figure that more than doubled his closest teammates, Leon Lett (19) and Tony Tolbert (19). Haley finished the season ranked third on the team in sacks with six, behind Jim Jeffcoat (10.5) and Tolbert (8.5). He started 13 of the 15 games in which he played in '92, missing the game at Phoenix (11/22) with a groin injury. He picked up his first start as a Cowboy against the Giants (9/13) after collecting his first Dallas sack, and forcing a fumble, the previous week against Washington (9/7). Haley had a pair of sacks at Denver (12/6) and Washington (12/13) in '92. He had a season-high seven quarterback pressures in the playoff win over Philadelphia (1/10/93), and his single game high for tackles (six) came in the Super Bowl win over Buffalo.

1991: As the starting right outside linebacker in the 49ers' 3-4 defense, Haley opened the 1991 season with a sack in each of the first two games, then added a season-high seven tackles against Minnesota (9/15) in the third game. Later in the year in Philadelphia (10/27), he again recorded seven tackles while also adding three sacks. A left hamstring injury, suffered at New Orleans (11/10), forced him to miss the Phoenix game (11/17). Haley played in passing situations against the Rams (11/25), but he re-aggravated the injury the next week against the Saints and sat out the Seattle contest (12/8). He was voted to his second straight Pro Bowl (third overall) following the '91 season.

1990: Haley led the NFC and finished third in the NFL with a career-high 16 sacks to earn a starting spot at right outside linebacker in the 1991 Pro Bowl (second career selection). He recorded four multiple-sack games that season, including 11 tackles, two sacks, a pass defended and a forced fumble against Houston (10/7) to earn NFC Defensive Player of the Week honors. Haley also had two sacks against Pittsburgh (10/21) to boost him to NFC Defensive Player of the Month recognition. Haley registered his only career blocked kick by batting down a field goal against Washington (9/16).

1989: As a fourth year NFL veteran, Haley led the Super Bowl XXIV Champion 49ers in forced fumbles with three and tied for the team lead in sacks with 11.5. Against the Jets (10/29), he recorded a team-high 11 tackles, three sacks, batted down a pass and forced a fumble. Two weeks later, he returned a fumble three yards for his only career touchdown vs. Atlanta (11/12).

1988: Haley earned his first Pro Bowl selection while helping the 49ers to a Super Bowl XXIII win over Cincinnati. He led San Francisco in sacks for the third straight year with 11.5. In the season opener against New Orleans (9/4), Haley set up the winning field goal with a fumble recovery. Against Chicago (10/24), he had his first career three-sack game, including one for a safety. He went on to earn NFC Defensive Player of the Month honors for October. In the NFC Championship Game against Chicago (1/8/89), he had five tackles and a fumble recovery. In the Super Bowl win over the Bengals (1/22/89), he had six tackles and two sacks.

1987: For the second consecutive season, Haley led the 49ers in sacks with six. He enjoyed his best day of the year against Chicago (12/14) with five tackles and a sack.

1986: Haley was selected in the fourth round (96th overall) by San Francisco in 1986. As a rookie, he led the 49ers in sacks with 12, a rookie club record. He also led all rookies in the NFC and was second in the NFL among rookies in sacks - San Diego's Leslie O'Neal (12.5). Against Atlanta (10/19), he recorded his first NFL interception.

GAMES/STARTS (regular season, playoffs): 1986 (16/1, 1/0-S.F.), 1987 (12/2, 1/0-S.F.), 1988 (16/14, 3/3-S.F.), 1989 (16/16, 3/3-S.F.), 1990 (16/16, 2/2-S.F.), 1991 (14/14-S.F.), 1992 (15/13, 3/3), 1993 (14/11, 3/3), 1994 (16/16, 2/2), 1995 (13/11, 1/1). Total - 148/114, 19/17 (Dallas-58/51, 9/9).

COLLEGE: Haley led the team with 130-or-more tackles in each of his final three sea-



sons at James Madison. As a senior, he earned Division II All-America recognition. While never missing a game in his collegiate career, Haley posted career numbers of 506 tackles, 17 sacks, two forced fumbles and three interceptions.

PERSONAL: Charles Lewis Haley starred in football, basketball and track at William Campbell High School in Naruna, Va. He and wife Karen have three children: Princess Kay (11/18/88), Charles, Jr. (10/12/90) and Brianna (1/15/94).

HALEY'S NFL TOTALS

Year	Tackles		Sacks	Tkl/ Loss	QB Press.	Passes Def.	For. Fum.
	Solo	Ast.					
1986 (S.F.)	49	10	59	12.0	-	3	4
1987 (S.F.)	21	4	25	6.5	-	3	1
1988 (S.F.)	50	19	69	11.5	-	4	1
1989 (S.F.)	3	14	57	10.5	-	6	3
1990 (S.F.)	52	6	58	16.0	-	9	3
1991 (S.F.)	46	7	53	7.0	-	6	2
1992	21	18	39	6.0	2(-3)	2	2
1993	30	11	41	4.0	6(-17)	2	3
1994	49	19	68	12.5	9(-22)	2	3
1995	30	5	35	10.5	1(-3)	1	2
Totals	391	113	504	96.5	18(-45)	38	24

Playoffs

1986 (S.F.)	2	1	3	1.0	-	0	0
1987 (S.F.)	1	1	2	1.0	-	0	0
1988 (S.F.)	15	1	16	3.5	-	1	0
1989 (S.F.)	5	1	6	1.0	-	2	0
1990 (S.F.)	5	1	6	1.0	-	2	0
1992	9	2	11	1.0	1(-4)	2	1
1993	4	1	5	1.5	0	3	1
1994	3	1	4	0.0	0	9	1
1995	4	1	5	1.0	0	3	0
Totals	48	10	58	11.0	1(-4)	35	11

Opponents' Fumbles Recovered

Year	No.	Yds.	Avg.	Long	TD
1986 (S.F.)	1	0	0.0	0	0
1988 (S.F.)	2	0	0.0	0	0
1989 (S.F.)	1	3	3.0	3t	1
1990 (S.F.)	1	0	0.0	0	0
1991 (S.F.)	1	3	3.0	3	0
1993	1	0	0.0	0	0
Totals	7	6	0.8	3	1

Playoffs

1988 (S.F.)	1	0	0.0	0	0
-------------	---	---	-----	---	---

Interceptions

Year	No.	Yds.	Avg.	Long	TD
1986 (S.F.)	1	8	8.0	8	0
1994	1	1	1.0	1	0
Totals	2	9	4.5	8	0

Playoffs

1993	1	0	0.0	0	0
------	---	---	-----	---	---

SINGLE-GAME BESTS

Total Tackles — 11 twice (S.F.) @ N.Y. Jets, 10/29/89
and (S.F.) @ Houston, 10/7/90
Solo Tackles — 9 @ New Orleans, 12/19/94
Assists — 4 vs. Seattle, 10/11/92

Sacks — 4 @ Pittsburgh, 9/4/94
Tackles for a loss — 3 @ San Francisco, 11/13/94
*QB Pressures — 9 vs. Green Bay, 11/24/94
*figure available for games with Dallas only



Shane Hannah

Guard

6'5" ★ 329 ★ 10/21/71

Michigan State

D-2c for '95 ★ 2nd Year

63

PRO: The 63rd player selected in the 1995 NFL Draft (second-round), Shane Hannah has spent the vast majority of his first season participating in a year-long rehabilitation program for a right knee injury that forced him to miss his entire rookie season. Hannah possesses the size and style of play that makes him a comfortable fit in the Cowboys




offensive scheme. He moves well for a player of his physical stature, and he has the quick hands that will assist him in developing as a professional pass blocker. He also possesses great balance and functional strength. After a successful year-long rehab program, he will return to the guard position that he was playing prior to last season's injury.

1995: Hannah's entire rookie year was spent on the injured reserve list following a season-ending knee injury that required surgery and a comprehensive rehabilitation program. He suffered a torn lateral meniscus and sprained posterior cruciate ligament in the first preseason game of the year against Buffalo (7/29). He then underwent arthroscopic surgery on Aug. 4 and was placed on the injured reserve list on Aug. 27.

COLLEGE: Hannah earned the starting left tackle position in the second game of his redshirt freshman year and held it for the remainder of his collegiate career at Michigan State. As a senior, Hannah and right tackle Brian DeMarco (1995 second round draft choice of the Jacksonville Jaguars) combined to form the heart of one of college football's biggest and most powerful offensive lines in 1994. Hannah registered 56 knock-down blocks on the season, and he was instrumental in helping the Spartans rush for 312 yards against Northwestern. Hannah was named second team All-Big Ten following his senior season. As a junior in 1993, Hannah was named the team's recipient of the Gerald R. Ford "Up Front Award" that is given to the school's top offensive lineman. As the lead man on a line that helped the Spartans average 365 yards-per-game in total offense, Hannah was also tabbed second team All-Big Ten. He did not allow a single sack all season long from his left tackle spot while helping Michigan State to a 6-5 regular season mark and a berth in the Liberty Bowl. As a sophomore in 1992, he helped the Spartans to a rushing average of 180 yards-per-game. As a redshirt freshman in 1991, he earned his first collegiate start under fire in the second game of the year at Notre Dame.

PERSONAL: One of the most highly recruited linemen in the country after playing at Valley View High School in Germantown, Ohio. Hannah was selected the Ohio Division III high school Lineman of the Year after leading his team to an 8-2 record as a senior. He was also a standout in basketball and track, setting school records in basketball (23 rebounds in one game) and the discus (153' 6"). Hannah, a physical education/exercise science major at Michigan State, was born on Oct. 21, 1971 in Dayton, Ohio.



Darryl Hardy

Linebacker

6'2" ★ 230 ★ 11/22/68

Tennessee

W(AZ) '95 ★ 2nd Year



PRO: In Darryl Hardy, the Cowboys have a solid blend of size, speed and quickness in a well-rounded linebacker. His natural football instincts also serve him well on special teams. After joining the club at mid-season last year, Hardy's playing time was limited as he learned his role on defense, but with an NFL season now under his belt, he will be counted on to provide depth on defense and special teams in 1996.

1995: The Cowboys claimed Hardy off waivers from Arizona on Oct. 3 in an effort to upgrade their special teams. Although he was inactive six of the first eight games after joining Dallas, Hardy tied for second on the team with two special teams tackles at Arizona (12/25). He saw his first action in a Cowboys' uniform playing on special teams at Atlanta (10/29). Prior to being waived by the Cardinals on Oct. 2, Hardy had seen action in all five games, recording one tackle on defense and two on special teams.

1994: Hardy was with Dallas during training camp in 1994 but was released on Aug. 4. He was claimed by Arizona at that time and spent the first 15 weeks of the season on the Cardinals practice squad. He was elevated to the 53-man roster for the Cards sea-



son finale but was a game day deactivation.


1993: Hardy went to camp with the Falcons again in 1993, but was released during the preseason on Aug. 24. He did not play in the NFL the remainder of the year.

1992: Originally a 10th-round draft choice (270th overall) by the Atlanta Falcons, Hardy was released by the club on the final cutdown, but re-signed to the practice squad, where he spent the season.

GAMES/STARTS (regular season/playoffs): 1994 (0/0-Ariz.), 1995 (5/0-Ariz.); 5/0, 0/0-Dallas). Total - 10/0, 0/0 (Dallas - 5/0, 0/0).

COLLEGE: Hardy finished his career at Tennessee as the school's ninth-ranked all-time tackler with 227 solo stops. An All-Southeastern Conference and honorable mention All-America linebacker as a senior, Hardy accumulated 318 tackles, 20 stops for a loss, five fumble recoveries, five forced fumbles, 4 interceptions and five blocked kicks during his Volunteer career. His 20 tackles against Alabama as a sophomore ranked as the fourth highest single-game total in school history.

PERSONAL: Darryl Gerrod Hardy starred at tackle, center and tight end at Princeton High School in Cincinnati, OH. In his final prep game, he registered 15 tackles and 4.5 sacks in his only start at linebacker. He was born Nov. 22, 1968 in Cincinnati.



Roger Harper

Safety

6'2" ★ 223 ★ 10/26/70

Ohio State

T(Atl) for '96 ★ 4th Year



PRO: Dallas is counting on big things from Roger Harper in 1996. Acquired on April 19 in a trade with the Atlanta Falcons for a fourth and fifth-round draft choice, Harper will battle for playing time at free safety and provide an immediate upgrade to the Cowboys nickel defense. The big, swift defender is considered a physical open field tackler, with superb range, who plays strong against the run. "Roger is a tough hitter who's size makes him an intimidating force in the secondary," says Cowboys' Linebacker Coach Jim Bates, who worked with Harper as the Falcons' defensive coordinator in 1994.

1995: Harper rebounded from a broken forearm in 1994 to start the first 12 games of 1995 at free safety. He finished the season with 77 tackles, an interception and a forced fumble. Twice in 1995, Harper was a thorn in the side of the St. Louis Rams. In Week Six (10/12), Harper blocked a Scott McLaughlin field goal attempt in the second quarter that was picked up by Kevin Ross and returned 83 yards for a touchdown. In that game, Harper led the team with a career-high tying 13 tackles. In a Week 11 rematch with St. Louis (11/19), he intercepted a Mark Rypien pass and led the team with eight tackles. Against Dallas (10/29), Harper recorded 10 tackles, and two weeks later against Buffalo (11/12) he logged nine more stops.

1994: Harper was excelling in his first full season as a starter in 1994 before suffering a broken right forearm in Week 10 action at New Orleans (11/13). He had just intercepted his first NFL pass, leading to a Falcons' touchdown, when he fractured the arm. Early in the season against Kansas City (9/18), Harper recorded seven tackles and then reeled off eight stops each against the Redskins (9/25), Rams (10/2) and Bucs (10/9) over the next three weeks. He also came up with an eight tackle game in helping the Falcons knock off the eventual AFC Champion Chargers (11/6).

1993: Originally a second-round draft choice (38th overall) by Atlanta in 1993, Harper started 12 games as a rookie, recording 112 tackles and earning a place on the NFL's all-rookie team. He finished fifth on the team in tackles while adding 15 special teams stops (fourth-best). In his first NFL game, Harper led the Falcons with three special teams



tackles. He broke into the starting lineup in Week Four against Pittsburgh (9/27) and promptly delivered with 10 tackles. He came back the next week to post another 10 stops at Chicago (10/3). In a Week Seven contest against the Rams (10/14), he sealed an Atlanta victory by knocking down a fourth down pass on the goal line in a 30-24 win. His personal-best day came against the Browns (11/28) when he amassed 13 tackles, a forced fumble and a fumble recovery.

GAMES/STARTS (regular season, playoffs): 1993 (16/12-Atl.), 1994 (10/10-Atl.), 1995 (16/12, 1/0-Atl.). Total - 42/34, 1/0.

COLLEGE: An All-Big 10 strong safety, Harper spearheaded the Ohio State secondary and became the second safety taken in the 1993 draft after Patrick Bates of Texas A&M was chosen by the Raiders. Harper started every game his last two years for the Buckeyes, collecting 118 tackles (75 solo) and seven interceptions. Harper entered the NFL after his junior year, a year in which he led an 8-2-1 Ohio State squad with four interceptions. As a sophomore, he picked off a Drew Bledsoe pass and ran it back 42 yards for a touchdown, earning *Sports Illustrated* Player-of-the-Week honors.

PERSONAL: An All-Ohio selection by both Associated Press and UPI as a senior at Independence High School in Columbus, OH, Harper was named the prestigious winner of the James A. Rhodes Trophy in 1988 as the state of Ohio High School Player-of-the-Year. He gained over 1,600 yards in total offense as a senior wingback and returner, with an average of 16.5 yards-per-catch. A versatile athlete, he was also an all-state basketball player and co-captain of both sports. Harper is also an avid cyclist. A communications major at Ohio State, Roger has a six-year-old daughter, Chantez.

HARPER'S NFL TOTALS

Year	Tackles			Tot.	Sacks	Tkl/ Loss	QB Press.	Passes Def.	For. Fum.	Special Teams	
	Solo	Asst.	-							Solo	Asst. - Tot.
1993 (Atl.)	52	60	-	112	0.0	1	5	2	0	-	-15
1994 (Atl.)	41	16	-	57	0.0	0	3	3	0	-	-1
1995 (Atl.)	51	26	-	77	0.0	0	2	1	1	-	-1
Totals	144	102	-	246	0.0	1	10	6	1	-	-17

Playoffs

1995 (Atl.)	0	0	-	0	0.0	0	0	0	0	-	-0
-------------	---	---	---	---	-----	---	---	---	---	---	----

Year	Pass Interceptions				Year	Opponents' Fumbles Recovered					
	No.	Yds.	Avg.	Long		TD	No.	Yds.	Avg.	Long	TD
1994 (Atl.)	1	22	22.0	22	0	1993 (Atl.)	1	0	0.0	0	0
1995 (Atl.)	1	0	0.0	0	0	1994 (Atl.)	1	0	0.0	0	0
Totals	2	22	11.0	22	0	Totals	2	0	0.0	0	0

Single Game Bests

Tackles - 13 twice, vs. Cleveland, 11/28/93 and @ St. Louis, 10/12/95
Interceptions - 1 twice, @ New Orleans, 11/13/94 and vs. St. Louis, 10/19/95



George Hegamin

Tackle

6'7" ★ 331 ★ 2/14/73

N. Carolina State

D-3 for '94 ★ 3rd Year

69

PRO: Offensive Line Coach Hudson Houck was looking for a dominating lineman that could open holes for Emmitt Smith and protect Troy Aikman when he drafted George Hegamin in 1994. Hegamin, in only his sixth year of organized football, has the potential to be just that kind of dominating blocker and should be an asset to an offensive line that allowed the fewest sacks in franchise history (18) in 1995. Playing behind a Pro Bowl line,



Hegamin has not received much playing time, but will need to develop quickly as he vies for the top backup spot vacated by the free agency departure of Ron Stone.


1995: Hegamin, still fine tuning the skills of an NFL tackle, was active, but did not see any action, for the season opener at the N.Y. Giants (9/4) before being de-activated for the next 12 games. With the loss of Ray Donaldson and other injuries along the Cowboys offensive line, Hegamin was active but did not play for the final three games of the regular season. He saw his first game action of the year during the fourth quarter of Dallas' 30-11 divisional playoff victory over the Philadelphia Eagles (1/7/96), helping running back Sherman Williams gain 30 yards on 10 carries.

1994: Looking for a backup to Erik Williams, Hegamin spent the preseason working at right tackle. Playing behind one of the best tackles in the NFL, he was inactive for the first seven games of the season before suiting up at Cincinnati (10/30). He saw his first action the next week against the N.Y. Giants (11/7) and filled in during the fourth quarter two weeks later against Washington (11/20). Hegamin was de-activated for the remainder of the regular season and the playoffs. He was the 102nd player selected overall in the 1994 NFL Draft and the first North Carolina State product drafted by Dallas since Dwight Sullivan (fourth round) and Todd Eckerson (tenth round) were selected in 1982.

GAMES/STARTS (regular season/playoffs): 1994 (2/0, 0/0), 1995 (0/0, 1/0). Total - 2/0, 1/0.

COLLEGE: Redshirted as a freshman, Hegamin played on the scout team at defensive tackle, then made the move to offensive tackle during spring drills. As a redshirt freshman in 1992, Hegamin earned Freshman All-America honors and was named to the All-ACC second team. In 1993, Hegamin led a Wolfpack offensive line that surrendered only 14 sacks all season, the third lowest total in school history. Although he shared time at right tackle, Hegamin opened holes for an offense that averaged 397.1 yards and 24.6 points-per-game. He turned professional with two years of eligibility remaining in order to help his mother, who was diagnosed with cancer in 1993, pay her medical bills.

PERSONAL: A sociology major, Hegamin lettered in football at Camden, N.J., High School, where he played in his first organized football game as a junior. As a senior, he was named All-America honorable mention by *USA Today*. He also was an unanimous All-State first team pick as a defensive lineman.



Dale Hellestrae

Guard/Center

6'5" ★ 286 ★ 7/11/62

SMU

T(Rai) for '90 ★ 12th Year



PRO: Dale Hellestrae, playing a position that only gets noticed when something goes wrong, has been a pillar of consistency as the Cowboys deep snapper over the last six years. Since his arrival, the Cowboys have not had a punt blocked or a snap fumbled in 385 regular-season punts, and they have not had a fumbled snap in 213 field goal attempts (regular and postseason). Hellestrae not only provides dependable snaps, but he also provides Dallas with a reliable back-up center and guard.

1995: Hellestrae led the Cowboys special teams to record performances in 1995. Kicker Chris Boniol established a Dallas team record by connecting on 96.4% (27-of-28) of his field goal attempts. Boniol accounted for 127 points, the most points ever by a Cowboys kicker, and ranked fifth in the NFL (among all players) in scoring. He also connected on 25 consecutive field goal attempts, a Cowboys record and a streak that will continue into 1996. Punter John Jett placed 17-of-53 punts (32.1%) inside the 20 yard line, the third highest average in the NFC and eighth highest in the NFL. The only action



Hellestrae saw with the offensive unit came in the fourth quarter vs. Philadelphia (11/6) when he replaced Ray Donaldson at center. Hellestrae recorded a special teams tackle vs. San Francisco (11/12), vs. Washington (12/3) and at Philadelphia (12/10) before tallying one special teams tackle in Super Bowl XXX against Pittsburgh (1/28/96).

1994: Hellestrae once again led the special teams units to lofty NFL rankings. Punter John Jett ranked sixth in the NFC with a 41.9 average, while rookie kicker Chris Boniol finished the year ranked fourth in the NFC and seventh in the NFL (among all players) with 114 points. After spending most of the preseason as the starting center for the injured Mark Stepnoski, Hellestrae saw action with the offensive unit in one quarter of Dallas' games. He saw fourth quarter action at center against Arizona (10/9) and took over at center in the third quarter against Philadelphia (10/16) when Stepnoski suffered a sprained left ankle. Hellestrae filled in at left guard and at right guard, in short yardage situations, after injuries hobbled Nate Newton and Derek Kennard against the N.Y. Giants (11/7). He also took over at left guard for Newton for a couple of plays against Washington (11/20). Hellestrae added five special team tackles to lead all non-defensive players.

1993: The Dallas special teams units were among the NFL's elite in a number of categories in 1993 as punter John Jett finished the season third in the NFC in net punting average (37.7), kicker Eddie Murray established a new Dallas single season record by hitting 28 field goals in only 14 games and Joe Avezzano was named 1993 Special Teams Coach of the Year by the NFL's special teams coaches. At the center of all these great performances was Hellestrae, the Cowboys deep snapper. Hellestrae, who ended the season with seven special teams tackles to lead all non-defensive players, added two more tackles in the postseason.

1992: With Hellestrae at center, the Cowboys special teams flourished. Kicker Lin Elliott had the most points (119) by an NFL rookie in seven years, and punter Mike Saxon extended his regular-season string of consecutive punts without a block to 204. Hellestrae saw his only duty with the offensive unit when he played right guard against Chicago (12/27).

1991: He saw considerable action at center against Atlanta (12/22) when Mark Stepnoski was injured in the first half, playing an important role in Dallas' 31-27 come-from-behind victory.

1990: Hellestrae was acquired from the Los Angeles Raiders on Aug. 20, 1990, for the Cowboys' seventh round draft choice in 1991. Hellestrae, who has played every position on the offensive line during his pro career, backed up at both guard and center, while also deep snapping.

1989: He signed as a Plan B free agent with the Raiders after four seasons with Buffalo but spent 1989 on injured reserve after breaking his leg in training camp.

1988: Hellestrae had his most productive year in 1988 when he started at right guard in the final two games of the season and in the Bills' two playoff games, including the AFC Championship Game against Cincinnati.

1987: Hellestrae missed the 1987 season after being placed on injured reserve due to a hip injury.


1986: He played in the first two games before a broken wrist forced him to miss the next eight games.

1985: Drafted in the fourth round by Buffalo, Hellestrae missed the final 12 games of his rookie year with a broken thumb.

GAMES/STARTS (regular season, playoffs): 1985 (4/0-Buff), 1986 (8/0-Buff), 1987 (IR-Buff), 1988 (16/2, 2/2-Buff), 1989 (IR-Raid), 1990 (16/0), 1991 (16/0, 2/0), 1992 (16/0, 3/0), 1993 (16/0, 3/0), 1994 (16/0, 2/0), 1995 (16/0, 3/0). Total - 124/2, 15/2 (Dallas 96/0, 13/0).

COLLEGE: A four-year letterman and two-year starter for Southern Methodist University, Hellestrae earned All-Southwest Conference honors as a senior in 1984. The Mustangs tallied a 45-5-1 record during his stint there and participated in the Cotton, Sun and Aloha Bowls. While at SMU, he played his college home games in Texas Stadium.

PERSONAL: Dale Robert Hellestrae (HELL-u-stray) was an all-state pick at Saguario High School in Scottsdale, AZ. He spent one year at the Marine Military Academy in Harlingen, TX, after high school. Dale earned his degree in business administration from SMU and now owns and operates a Cookie Bouquet franchise in Phoenix. He and his wife Brooke have two daughters, Hillary (2/17/92) and Kendyll (2/7/95).



Chad Hennings

Defensive Tackle
6'6" ★ 295 ★ 10/20/65
Air Force
D-11 for '88 ★ 5th Year

95

PRO: Chad Hennings joined the Dallas Cowboys in June of 1992 after fulfilling his four years of required duty with the United States Air Force. A graduate of the Air Force Academy, he followed the same path to the NFL as former Cowboys Hall of Fame quarterback Roger Staubach, who served a four-year stint in the Navy before joining Dallas in 1969. Hennings is now striving to achieve the same type of delayed success that Staubach experienced. With increased playing time the last two seasons, he has begun to show the National Football League why Dallas was willing to wait for his pass rushing ability. And with each increase in playing time, Hennings' output has almost doubled from year-to-year. During the last two seasons, he has averaged 45.5 tackles, 6.5 sacks and 24.5 quarterback pressures playing approximately one-third of the defensive snaps. These sack and pressure averages are the highest and the tackle average second highest among the Cowboys three defensive tackles. With the free agency departure of Russell Maryland, Hennings will be asked to contribute even more as he prepares for a possible starting role.

1995: As an integral part of the Cowboys three tackle rotation, Hennings recorded a career high 56 tackles while tying for the second most sacks on the team with 5.5 and finishing third in quarterback pressures with 22. Hennings' 56 tackles were two more than his career total of 54 from the three previous seasons. Against Denver (9/10), he deflected a second quarter John Elway pass that was intercepted, leading to a Dallas touchdown. He also recovered a fourth quarter fumble in the Broncos game, setting up a Cowboys field goal. Hennings tied his career high with four quarterback pressures against Green Bay (10/8), two weeks before tying a career high with five tackles at Atlanta (10/29). He got his first career start the next week against Philadelphia (11/6) and recorded six stops while helping limit the Eagles to 230 yards of total offense. Hennings established a career high with nine tackles at Philadelphia (12/10) and contributed one and a half sacks while starting at right defensive tackle. He started at right tackle against the N.Y. Giants (12/17) and recorded four stops, a sack and three quarterback pressures. He started at left tackle at Arizona (12/25) and contributed four tackles while helping limit the Cardinals to 63 yards rushing. Hennings recorded his first career postseason sack against Philadelphia (1/7/96) to go along with three tackles and two quarterback pressures. He sacked Pittsburgh quarterback Neil O'Donnell twice to go along with two tackles in Super Bowl XXX (1/28/96).

1994: Hennings took advantage of the extra playing time created by the free agency departures of Jimmie Jones and Tony Casillas to set career highs with 7.5 sacks and 27 quarterback pressures. His 7.5 sacks, second on the team, were the most sacks by a Dallas defensive tackle since Danny Noonan recorded 7.5 in 1988. Hennings received a game ball in the season opener when he recorded three tackles, three quarterback pressures and his first NFL sack at Pittsburgh (9/4). Against Philadelphia (10/16), he received another game ball for his two sack, two tackle, three quarterback pressure performance. He also added his first NFL fumble recovery against the Eagles. Hennings received his third game ball of the season against the N.Y. Giants (11/7) when he recorded four tackles, 1.5 sacks, three quarterback pressures and his first career forced fumble. He tied for the team lead and established a career high with four quarterback pressures against Washington (11/20).

1993: Hennings saw action in 13 games during 1993 and finished with 17 tackles and



five quarterback pressures. He had two tackles against Green Bay (10/3) and saw considerable action at right tackle in third down passing situations at Philadelphia (10/31). The next week against the N.Y. Giants (11/7), Hennings played almost half of the defensive snaps at right defensive tackle, recording three tackles and three quarterback pressures. He registered three tackles while playing left tackle in passing situations against Phoenix (11/14) and recorded two tackles while relieving Casillas at left tackle against Philadelphia (12/6). In Super Bowl XXVIII against Buffalo (1/30/94), Hennings recorded a tackle, two quarterback pressures and a pass defended.

1992: Hennings, who had been away from football while serving a four-year Air Force commitment, made his return to the game in 1992. He was de-activated for the first five games and was in uniform for Kansas City (10/18), but did not play. Following his de-activation for the Raiders (10/25) and Philadelphia (11/1) contests, Hennings requested, and was granted, an opportunity to play on special teams. He tied for the team lead in special teams tackles and played some at defensive tackle against Detroit (11/18). He appeared some at defensive end against the Cardinals (11/22), N.Y. Giants (11/26), Eagles (1/10/93) and Bills (1/31/93). He had three additional tackles in the postseason.

GAMES/STARTS (regular season, playoffs): 1992 (8/0, 3/0), 1993 (13/0, 2/0), 1994 (16/0, 2/0), 1995 (16/7, 3/0). Total - 53/7, 10/0.

COLLEGE: The 1987 All-America and Outland Trophy winner at the Air Force Academy, Hennings set a Western Athletic Conference record with 24 sacks to earn WAC Defensive Player of the Year honors. As a senior against Wyoming in the season opener, Hennings had seven tackles, three sacks, one fumble recovery and three batted passes, including one that was intercepted.

PERSONAL: As a pilot of the A-10 tankbuster (also known as the "Warthog"), Hennings was stationed in London the two years preceding his arrival in Dallas. In the final days of the Gulf War, he escorted the planes that dropped supplies to the Kurds in northern Iraq and southern Turkey as part of "Operation Provide Comfort." He underwent pilot training at Sheppard Air Force Base in Wichita Falls, TX, approximately 100 miles northwest of Dallas. He is currently a Captain in the active reserves, serving as a Liaison Officer for the Air Force Academy. He is a native of Elberon, IA (pop. 150), where he grew up on a 900-acre farm. He was a two-time, all-state football player and state-champion wrestler at Brenton Community High School. A former member of the 4-H Club and Future Farmers of America, Hennings earned his degree in management at the Air Force Academy. In May of 1996, Hennings was a member of the first class inducted into the Independence Bowl Hall of Honor. He and his wife Tammy have a son, Chase, and live in Coppell, TX.

HENNINGS' COWBOYS TOTALS

Year	Tackles			Sacks	QB Press.	Tkl/Loss	Passes Def.	For. Fum.
	Solo	Ast.	Tot.					
1992	1	1	2	0.0	0	0	0	0
1993	6	11	17	0.0	5	0	0	0
1994	25	10	35	7.5	27	3(-6)	1	1
1995	34	22	56	5.5	22	1(-1)	2	0
Totals	66	44	110	13.0	54	4(-7)	3	1
Playoffs								
1992	0	0	0	0.0	1	0	0	0
1993	0	1	1	0.0	4	0	1	0
1994	2	2	4	0.0	3	0	0	0
1995	4	2	6	3.5	7	0	0	0
Totals	6	5	11	3.5	15	0	1	0

Opponents' Fumbles Recovered

Year	No.	Yds.	Avg.	Long	TD
1994	1	0	0.0	0	0
1995	1	0	0.0	0	0
Totals	2	0	0.0	0	0

SINGLE GAME BESTS

Tackles - 9 @ Philadelphia, 12/10/95
 Solo Tackles - 6 @ Philadelphia, 12/10/95
 Assists - 3 three times, last @ Philadelphia, 12/10/95
 QB Pressures - 4 twice, vs. Washington, 11/20/94 and vs. Green Bay, 10/8/95
 playoffs - 4 vs. Pittsburgh, 1/28/96
 Sacks - 2 vs. Philadelphia, 10/16/94
 playoffs - 2 vs. Pittsburgh, 1/28/96



Edward Hervey

Wide Receiver

6'3" ★ 189 ★ 5/4/73

Southern Cal

D-5a for '95 ★ 2nd Year




PRO: In Edward Hervey, the Cowboys believe they have landed a speed receiver that could compliment the skills of Michael Irvin. With a rare combination of size (6-3, 189-pounds) and speed (4.3 40-yard dash), Hervey has shown tremendous ability at wide receiver after a high school and junior college career at quarterback. As could be expected, the transition from passer to receiver as a junior was not an easy one for this fifth-round draft choice (166th overall), but through hard work he has successfully made the move. John Robinson, the current Southern Cal head coach and former head coach of the L.A. Rams, has called Hervey the fastest player he's seen on a football field, including ex-Ram and Olympic 400-meter relay gold medalist Ron Brown.

1995: Hervey showed flashes during training camp, leading the club in kickoff returns with eight for a 24.4 yard average in preseason, but he fractured his left fibula the final week of training camp and missed the final two preseason games. He returned to the practice field on Sept. 6, but was de-activated for every game during the season.

GAMES/STARTS (regulars season, playoffs): 1995 (0/0,0/0).

COLLEGE: After recovering from an early season knee injury, Hervey started the final five games of his senior year, posting a career-high 120 yards on five catches – including a 32-yard touchdown – against Arizona. In USC's Cotton Bowl win over Texas Tech, Hervey recorded three receptions for 99 yards. Hervey transferred to Southern Cal in the fall of 1993 after two years at Pasadena City College, where he was a standout quarterback. In his first year at wide receiver for the Trojans, he caught 21 passes for 204 yards and two touchdowns, and he also threw a 15-yard touchdown pass to quarterback Rob Johnson. Hervey earned All-America honors in the 200 meters, 4x100 meter relay and the 4x400 meter relay as a senior, and he clocked a career-best 20.40 in the 200 at the Pac-10 championships. As a quarterback at PCC, Hervey earned Cal-Hi Sports Junior College All-State and All-Mission Conference honors in 1992.

PERSONAL: Hervey was born in Houston, Tex., and later starred at Compton, Calif., High School, where he played quarterback and wide receiver. A member of the All-Moore League team in football following his senior year, Hervey also ran a leg on the school's California state champion 400-meter relay squad. Hervey was a history major at USC.



Michael Irvin

Wide Receiver

6'2" ★ 207 ★ 3/5/66

Miami

D-1 for '88 ★ 9th Year



PRO: With each pass reception and receiving yard gained, Michael Irvin continues to add to his Dallas Cowboys records for career receptions (currently 527), yardage (8,538)



and consecutive games with a reception (81). In all, Irvin owns or shares 13 Cowboys receiving records, including nearly every major career or single-season standard. In the decade of the 1990s, Irvin's consistent ability to achieve at the highest level has clearly established his place among the game's elite receivers. Over the course of the last five seasons, Irvin's 7,093 receiving yards are second only to Jerry Rice (7,257). During that same five year span, Irvin ranks third in total receptions with 449, trailing Rice (496) and Chris Carter (455). Irvin has been selected to the last five Pro Bowls, which is two more Pro Bowl appearances than any other Cowboys wide receiver. Moreover, his reception and yardage totals for the last five years represent the top five single season performances in club history: 1995 (111 receptions for 1,603 yards); 1994 (79 for 1,241), 1993 (88 for 1,330), 1992 (78 for 1,396) and 1991 (93 for 1,523). Irvin has led or tied for the team lead in catches in 59 of the past 83 regular-season games. Including playoffs games, he has a catch of 20-yards-or-more in 88 of the 125 NFL games he's played, including 67 of the past 87 games. Irvin's career receiving average of 16.2 is the fourth highest in team history, and he is tied for third with Frank Clarke on the club's all-time receiving touchdowns list with 50, behind Tony Hill (51) and Bob Hayes (71). Of his 527 regular-season career catches, 116 have gone for 20-29 yards, 44 for 30-39, 27 for 40-49, 13 for 50-59 and 8 for 60 yards-or-more. The Cowboys have a 28-8 record when Irvin tops the 100-yard mark. His five career 100-yard receiving days in the postseason are a club record - a total that is just two shy of the NFL mark of seven by Rice. Irvin's 74 postseason receptions place him third all-time in NFL playoff history behind Rice (111) and Andre Reed (77). His 1,158 yards receiving in postseason are the NFL's fourth highest postseason total.

1995: In helping the Cowboys to their third Super Bowl title in four years, Irvin enjoyed the finest season of his career, establishing several Dallas single-season and career receiving records while also setting an NFL record for 100-yard receiving games in a season with 11. Irvin set new team single-season marks for receptions (111), receiving yardage (1,603), consecutive 100-yard receiving games (7) and most 100-yard receiving games (11). In the Cowboys career records department, 1995 was a landmark season for Irvin as the eight-year veteran established the following Dallas all-time standards: receptions, 527 (breaking Drew Pearson's old mark of 489); receiving yardage, 8,538 (breaking Tony Hill's previous mark of 7,988); consecutive games with a reception, 81 (Hill, 72) and 100-yard receiving games, 36 (Hill, 26). During the playoffs, Irvin also set new Dallas postseason records for career receptions (74) and yardage (1,158). His 10 regular-season touchdown receptions in 1995 were not a club record, but the total did represent an Irvin career-best mark and the most by a Dallas receiver since Lance Rentzel had 12 in 1969. Irvin was selected to his fifth consecutive Pro Bowl, the most ever by a Dallas receiver, and he was also a finalist for the Miller Lite NFL Player of the Year Award. His 111 receptions placed him fifth in the final NFL standings, and his 1,603 receiving yards were fourth best in the NFL (fifth best single-season total in NFL history). Irvin also tied Drew Pearson's club mark by leading the team in receiving for the fifth consecutive year. Also, 88 of his 111 catches went for a first down in 1995. In the Cowboys' 27-17 win over Pittsburgh (1/28/96) in Super Bowl XXX, Irvin tied for the team lead with five receptions for a team-high 76 yards. He moved past Pearson's club mark of 1,105 career postseason receiving yards in the title game. In the NFC Championship Game against Green Bay (1/14/96), he caught seven passes for 100 yards and two first quarter scores, marking his fifth career 100-yard receiving day in postseason. During that 38-27 title game win over the Packers, he also became the club's all-time leader in postseason receptions, passing Pearson's record of 67, while also tying Pearson's club mark for touchdown receptions in the postseason with eight. Irvin set the NFL record for 100-yard receiving games in a season in the 13th game of the year (vs. Washington - 12/3) with 101 yards on 10 catches. The previous mark of 10 100-yard receiving games was set by Charlie Hennigan of the Houston Oilers in 1961. In that loss to the Redskins, Irvin also broke his own team record for catches in a single season of 93 (in 1991). He established the Cowboys career record for receiving yards in the loss to San Francisco (11/12). He also saw his streak of seven straight 100-yard games come to an end in the loss to the 49ers - tying the NFL record for consecutive 100-yard games with Charlie Hennigan and Bill Groman who both established the mark while playing for Houston during the 1961 season. Against Philadelphia (11/6), he had tied that record with eight catches for 115 yards, his seventh-straight 100-yard game, and in the



Cowboys 34-21 win at Oakland (11/19), Irvin eclipsed Pearson's club record for career receptions (489). In the season opener at New York (9/4), he tied Tony Hill's club record for career 100-yard games (26), by registering seven catches for 109 yards. Two weeks later at Minnesota (9/17), Irvin established a new club record for career 100-yard games (27) with eight catches for 107 yards. Against Green Bay (10/8), he had eight catches for a season-high 150 yards, while also establishing a new Dallas record for consecutive 100-yard games by picking up his fourth straight. Irvin previously shared that record with Rentzel. Against Kansas City (11/23), Irvin registered a season-high 11 catches, and his 121 yards vs. the Chiefs gave him his NFL record-tying 10th 100-yard receiving game of the season. Irvin's previous career best mark and the club record for 100-yard games in a season was seven in 1991. In the win over the Chiefs, Irvin also established a new personal-best for touchdown receptions in a season with nine, and he finished the year with 10. His previous career-high mark was eight touchdowns in 1991. In Atlanta (10/29), Irvin set a new team record for consecutive games with at least one reception (73), and he finished the season with that streak intact at 81. He closed the season by becoming the only player in Dallas history to record five consecutive seasons with over 50 receptions (1991-95).

1994: Irvin closed the season with a heroic effort in the NFC Championship Game that left Dallas just short of its third straight Super Bowl appearance. In the 38-28 loss at Candlestick Park (1/15/95), Irvin established Dallas postseason records for receptions (12) and yards (192). He tied Raymond Berry's NFC Championship Game record for receptions (12), while eclipsing Berry's title game mark of 178 yards. Irvin also had touchdown receptions of 44 and 10 yards against San Francisco. The previous week, Irvin led a trio of Dallas receivers who all surpassed the 100-yard receiving barrier in the Cowboys playoff win over Green Bay (1/8/95). Irvin hauled in six catches for 111 yards – joining Jay Novacek (104) and Alvin Harper (108) to mark just the second time in NFL history that three receivers from the same team went over 100 yards in a postseason game. During the regular season, Irvin led Dallas in receptions and yardage for the fourth straight year. He finished the regular season ranked eighth in the NFL in receiving yards (fifth in the NFC) with 1,241. He was also 13th in the NFL in receptions (eighth in the NFC) with 79. His six touchdown catches were second best on the team (Harper, 8), marking the first time since 1989 that Irvin did not lead Dallas in touchdown receptions. His five 100-yard receiving days were highlighted by a pair of 130-yard-plus outings against Pittsburgh (9/4) and Arizona (10/9). While working against Rod Woodson of the Steelers on opening day, Irvin registered eight catches for a regular-season high 139 yards. A month later against the Cardinals, he again had eight catches for 136 yards and a touchdown. Two weeks later in Phoenix (10/23), Irvin picked up his longest scoring reception of the year on a 65-yard bomb from Rodney Peete. He finished that day with five catches for 115 yards and two scoring receptions in the Cowboys 28-21 win. In the Cowboys' NFC East clinching effort at Philadelphia (12/4), Irvin averaged a career-high 29.3 yards-per-catch with four receptions for 117 yards and a score. In that victory at Veterans Stadium, Irvin eclipsed the 400 career catch barrier, while also surpassing 1,000 yards on the season for a club-record fourth straight year.

1993: Irvin finished second on the NFL receiving yardage chart with 1,330 yards (Rice, 1,503), and his 88 catches were good for third in the league behind Sterling Sharpe (112) and Rice (98). He collected five 100-yard receiving games, and he led or tied for the team lead in receptions or receiving yardage in 14 of the club's 19 games. He earned NFC Player of the Week honors while establishing a career-high for catches in a single game with 12 against San Francisco (10/17) – a total that tied him for the second highest single-game outing in club history. He also recorded a trio of consecutive 100-yard receiving games against Green Bay (155 on 10/3), at Indianapolis (112 on 10/10) and a season-high 168 against the 49ers (10/17). Irvin was limited to just two touchdown receptions in the first 11 games of the season, but added five more in the Cowboys five game winning streak down the stretch that secured the NFC Eastern Division crown. His seven scoring catches led the Cowboys for the fourth straight season. For the second straight season, Irvin led the Cowboys in postseason receptions (16) and receiving yardage (215), while picking up nine receptions for 126 yards and one touchdown in the divisional playoff win against Green Bay (1/16/94). He closed the year with a third straight Pro Bowl selection.

1992: Irvin finished second in the NFL in receiving yards and seventh in receptions,



while topping all of the league's leading receivers with a yards per catch average of 17.9 (minimum of 52 catches). He added six 100-yard receiving games during the regular season, and the highlight of those outings was a career-high performance of 210 yards on eight catches (three touchdowns) vs. Phoenix (9/20). In that game, Irvin registered touchdown receptions of 41, four and a career-best 87 yards (fifth longest in club history). He also posted three consecutive 100-yard games against Phoenix, Philadelphia (105 on 10/5) and Seattle (113 on 10/11), while topping the century mark at Detroit (114 on 11/8), at home against the L.A. Rams (168 on 11/15) and at Washington (105 on 12/13). He recorded six catches in each of the three postseason playoff games (18 total playoff receptions for 288 yards), and topped the year off with 114 yards and a pair of first half touchdown receptions in Super Bowl XXVII. He averaged better than 20 yards-per-catch in five of Dallas' 16 regular season games, and led the team in touchdown catches (7) for the third straight season.

1991: Irvin enjoyed one of the great receiving years in league history en route to earning consensus All-Pro recognition. The NFL Alumni Wide Receiver of the Year set a new team season standard for receiving yards (a league-leading 1,523 yards), and in doing so, he had the sixth highest receiving yardage total in NFL history to that point. Irvin finished second in the NFL in receptions (93), a figure that was, at that time, the eighth best performance in league history. In addition, Irvin set club marks for 100-yard receiving games in a season with seven, tied the Cowboys' record for consecutive 100-yard receiving games with three and caught a career-high eight touchdown passes, the most by a Cowboys player since 1985. In two postseason games, he led Dallas with nine catches for 167 yards. The first Cowboys wide receiver to play in the Pro Bowl since Tony Hill in 1985, Irvin caught eight passes for 125 yards and a touchdown to earn MVP honors in the all-star game. Irvin's most significant catches were against the NFL's best cornerbacks during the Cowboys' five-game winning streak to end the season. During that span, Irvin caught 37 passes, including 11 on third or fourth down for a first down, for 649 yards and four touchdowns. Against Washington (11/24) at RFK, Irvin caught nine passes for 130 yards and one score working mainly against Darrell Green. He caught a 23-yard touchdown pass early in the final quarter, then made a 13-yard grab on third-and-nine late in the game to keep alive Dallas' drive to the game-winning field goal. Four days later against Pittsburgh (11/28) and Rod Woodson, Irvin snared eight balls for 157 yards and a touchdown – a 66-yard catch that saw him change his route to avoid double coverage and break Woodson's tackle near the 10-yard line. Irvin's 29-yard catch on third-and-10 early in the fourth quarter against New Orleans (12/8) gave him team season-records for catches and receiving yards, and maintained Dallas' drive to the game-winning field goal. In Philadelphia (12/15) against a secondary led by Eric Allen, Irvin brought in five passes for 92 yards and one touchdown. Midway through the fourth quarter vs. the Eagles, he caught a 36-yard pass to set up his four-yard touchdown catch. In the season finale against a Falcons' squad with cornerback Deion Sanders, Irvin had what was then a single-game career-high for catches with 10, and turned in his second-best regular season career yardage day to date with 169 to earn NFC Offensive Player of the Week honors. Irvin caught a 58-yard touchdown pass on the game's first series and had five third-down catches that led to first downs.

1990: Irvin battled back from a torn anterior cruciate ligament in his right knee which forced him to miss 14 games (the last 10 of 1989 and the first four games in 1990), to lead Dallas in yards per catch and record the team's longest reception. His 20.7 yard average was the highest by a Cowboys player since 1981 when Butch Johnson gained 22.1. Irvin, who scored on every fourth catch in 1990 (five touchdowns on 20 receptions), made some key plays after returning to the active roster on Oct. 9. He caught his first two passes of the season, including a 28-yard touchdown with 23 seconds left, in the Cowboys' game-winning drive against Tampa Bay (10/21). Irvin made his first start of the year against San Francisco (11/11), and against the Rams (11/18), he caught touchdown passes of 61 and 10 yards, the Cowboys' first multiple touchdown catch game since he snared a career-high three scoring passes at Washington as a rookie. Against Phoenix (12/16), he grabbed a 41-yard pass to set up Dallas' first touchdown and a 39-yarder to set up his eight-yard touchdown catch.

1989: Irvin was on a pace to collect 69 catches for 1,008 yards, and he was leading



the team in receiving yards and touchdown catches before suffering a season-ending knee injury in the sixth game of the year against San Francisco (10/15). Irvin suffered a torn anterior cruciate ligament in his right knee – requiring major surgery and a thorough off-season rehabilitation program that extended into the 1990 season.

1988: As a rookie, Irvin's 20.4 yard-per-catch average led the NFC. He became the first Cowboys' rookie to start a season-opener at wide receiver (at Pittsburgh, 9/4) since Bob Hayes in 1965, and he caught his first career touchdown pass in that game – a 35 yarder from Steve Pelluer. After missing two games with a sprained ankle, Irvin caught six passes for 149 yards and three touchdowns at Washington (12/11). That game, a 24-17 win, marked Irvin's first career 100-yard receiving day and his first multiple touchdown reception game. Irvin was the 11th player and third wide receiver chosen, after Sterling Sharpe (Green Bay) and Tim Brown (Raiders), in the 1988 draft.

GAMES/STARTS (regular season, playoffs): 1988 (14/10), 1989 (6/6), 1990 (12/7), 1991 (16/16, 2/2), 1992 (16/14, 3/3), 1993 (16/16, 3/3), 1994 (16/16, 2/2), 1995 (16/16, 3/3). Total - 112/101, 13/13.

COLLEGE: In just three seasons as a starter, Irvin set Miami career records for catches (143), receiving yards (2,423) and touchdown receptions (26). His 11 touchdown catches in 1986 also set a Hurricanes' record. In Miami's 1987 national championship season, Irvin caught touchdown passes of 26 and 73 yards in the fourth quarter to hand No. 2-ranked Florida State its only loss and the game-winning touchdown in the Orange Bowl win over Oklahoma.

PERSONAL: A native of Fort Lauderdale, FL, Michael Jerome Irvin earned all-state honors at St. Thomas Aquinas High School. Also a fine basketball player, Irvin won several slam dunk contests in the Florida area while in college. Michael comes from a family of 17 children and grew up within three miles of fellow NFL stars Lorenzo White and the Blades brothers, Bennie and Brian. Irvin, who earned his degree in business management from Miami, appears in "Stay in School" posters sponsored by the Dallas All-Sports Association. In each of the past two training camps, Michael has teamed up with Southwest Airlines to fly nearly 100 under-privileged children to Austin to spend a day with the Cowboys. He and wife Sandi have two girls: Myesha and Chelsea.

IRVIN'S COWBOYS TOTALS

Receiving						Rushing					
Year	No.	Yds.	Avg.	Long	TD	Year	No.	Yds.	Avg.	Long	TD
1988	32	654	20.4	61t	5	1988	1	2	2.0	2	0
1989	26	378	14.5	65t	2	1989	1	6	6.0	6	0
1990	20	413	20.7	61t	5	1992	1	-9	-9.0	-9	0
1991	93	1,523	16.4	66t	8	1993	2	6	3.0	9	0
1992	78	1,396	17.9	87t	7	Totals	5	5	1.0	9	0
1993	88	1,330	15.1	61t	7						
1994	79	1,241	15.7	65t	6						
1995	111	1,603	14.4	50	10						
Totals	527	8,538	16.2	87t	50						
Playoffs											
1991	9	167	18.6	25	0						
1992	18	288	16.0	33	2						
1993	16	215	13.4	27	1						
1994	18	303	16.8	53	2						
1995	13	185	14.2	36	3						
Totals	74	1,158	15.6	53	8						

SINGLE-GAME BESTS

- Receptions – 12 vs. San Francisco, 10/17/93
- playoffs – 12 @ San Francisco, 1/15/95
- Yards Receiving – 210 vs. Phoenix, 9/20/92
- playoffs – 192 @ San Francisco, 1/15/95
- Average Yards Receiving – 26.3 twice, vs. Phoenix, 9/20/92; and @ Philadelphia, 10/5/92
- playoffs – 20.8 @ Chicago, 12/29/91
- Long Reception – 87t vs. Phoenix, 9/20/92
- playoffs – 53 vs. Green Bay, 1/8/95
- Touchdowns – 3 twice, @ Washington, 12/11/88; and vs. Phoenix, 9/20/92
- playoffs – 2 three times, last vs. Green Bay, 1/14/96



IRVIN GAME-BY-GAME

1988					1994 Cont.				
	Rec	Yds	Lg	TD		Rec	Yds	Lg	TD
L-@ Pittsburgh 9/4	3	73	35t	1	Playoffs				
W-@ Phoenix 9/12	1	47	47	0	W-Philadelphia 1/10/93	6	88	33	0
L-N.Y. Giants 9/18	6	96	36	0	W-@ San Francisco 1/17/93	6	86	21	0
W-Atlanta 9/25	1	12	12	0	W-Buffalo 1/31/93	6	114	25	2
L-@ New Orleans 10/3	1	19	19	0					
L-@ Philadelphia 10/23	0	0	0	0	1993				
L-Phoenix 10/30	0	0	0	0	L-@ Washington 9/6	7	88	18	0
L-@ N.Y. Giants 11/6	3	28	12	1	L-Buffalo 9/12	8	115	22	0
L-Minnesota 11/13	2	42	28	0	W-@ Phoenix	5	74	22	0
L-Cincinnati 11/20	4	94	31	0	W-Green Bay 10/3	7	155	61t	1
L-Houston 11/24	1	22	22	0	W-@ Indianapolis	7	112	30	0
L-@ Cleveland 12/4	2	37	19	0	W-San Francisco 10/17	12	168	36t	1
W-@ Washington 12/11	6	149	61t	3	W-@ Philadelphia 10/31	3	36	21	0
W-Philadelphia 12/18	2	35	18	0	W-N.Y. Giants 11/7	3	74	46	0
					W-Phoenix 11/14	4	63	18	0
1989					L-@ Atlanta 11/21	1	5	5	0
L-@ New Orleans 9/10	4	53	19	0	L-Miami 11/25	3	31	11	0
L-@ Atlanta 9/17	5	115	65t	1	W-Philadelphia 12/6	6	90	21	1
L-Washington 9/24	5	78	36	0	W-@ Minnesota 12/12	8	125	37	1
L-N.Y. Giants 10/1	0	0	0	0	W-@ N.Y. Jets 12/18	6	91	42t	2
L-@ Green Bay 10/8	6	72	22	1	W-Washington 12/26	5	53	16	1
L-San Francisco 10/15	6	60	13	0	W-@ N.Y. Giants 1/2	3	50	22	0
					Playoffs				
1990					W-Green Bay 1/16/94	9	126	27	1
W-Tampa Bay 10/7	0	0	0	0	W-San Francisco 1/23/94	2	23	12	0
L-@ Phoenix 10/14	0	0	0	0	W-Buffalo 1/30/94	5	66	20	0
W-@ Tampa Bay 10/21	2	42	28t	1					
L-Philadelphia 10/28	2	36	29	0	1994				
L-@ N.Y. Jets 11/4	4	93	51	0	W-@ Pittsburgh 9/4	8	139	38	0
L-San Francisco 11/11	1	10	10	0	W-Houston 9/11	3	35	21	0
W-@ L.A. Rams 11/18	2	71	61t	2	L-Detroit 9/15	3	47	20	0
W-Washington 11/22	3	30	12t	1	W-@ Washington 10/2	5	49	13	0
W-New Orleans 12/2	1	24	24	0	W-Arizona 10/9	8	136	42	1
W-Phoenix 12/16	4	91	41	1	W-Philadelphia 10/16	2	33	18	0
L-@ Philadelphia 12/23	0	0	0	0	W-Philadelphia 10/23	5	115	65t	2
L-@ Atlanta 12/30	1	16	16	0	W-@ Cincinnati 10/30	5	72	19	1
					W-N.Y. Giants 11/7	7	118	36	0
1991					L-@ San Francisco 11/14	8	94	15	0
W-@ Cleveland 9/1	9	123	23	1	W-Washington 11/21	3	36	16	0
L-Washington 9/9	4	44	21	1	W-Green Bay 11/24	3	64	35t	1
L-Philadelphia 9/15	1	4	4	0	W-@ Philadelphia 12/4	4	117	46	1
W-@ Phoenix 9/22	3	68	26	0	L-Cleveland 12/10	7	88	18	0
W-N.Y. Giants 9/29	6	91	30	1	W-@ New Orleans 12/19	6	71	22	0
W-@ Green Bay 10/6	5	69	19	0	L-@ N.Y. Giants	2	27	18	0
W-Cincinnati 10/13	6	148	61	0					
L-@ Detroit 10/27	8	143	22	0	Playoffs				
W-Phoenix 11/3	4	52	25	0	W-Green Bay 1/8/95	6	111	53	0
L-@ Houston 11/10	7	84	20	1	L-@ San Francisco 1/15/95	12	192	44t	2
L-@ N.Y. Giants 11/17	3	48	22	0					
W-@ Washington 11/24	9	130	23t	1	1995				
W-Pittsburgh 11/28	8	157	66t	1	W-@ N.Y. Giants 9/4	7	109	43	1
W-New Orleans 12/8	5	101	29	0	W-Denver 9/10	6	94	29	0
W-@ Philadelphia 12/15	5	92	36	1	W-@ Minnesota 9/17	8	107	22	1
W-Atlanta 12/22	10	169	58t	1	W-Arizona 9/24	5	105	50	0
					L-@ Washington 10/1	7	105	28t	1
Playoffs					W-Green Bay 10/8	8	150	48t	1
W-@ Chicago 12/29	4	83	25	0	W-@ San Diego 10/15	7	103	28	0
L-@ Detroit 1/5/92	5	84	18	0	W-@ Atlanta 10/29	10	135	43t	1
					W-Philadelphia 11/6	8	115	38	1
1992					L-San Francisco 11/12	4	37	11	1
W-Washington 9/7	5	89	29	0	W-@ Oakland 11/19	7	109	36	1
W-@ N.Y. Giants 9/13	4	73	27t	1	W-Kansas City 11/23	11	121	33t	1
W-Phoenix 9/20	8	210	87t	3	L-Washington 12/3	10	101	20	1
L-@ Philadelphia 10/5	4	105	59	0	L-@ Philadelphia 12/10	3	40	18	0
W-Seattle 10/11	6	113	24	0	W-N.Y. Giants 12/17	5	90	40	0
W-Kansas City 10/18	6	84	22	0	W-@ Arizona 12/25	5	82	47	0
W-@ L.A. Raiders 10/25	3	54	26	0					
W-Philadelphia 11/1	2	29	21	0	Playoffs				
W-Detroit 11/8	5	114	57	1	W-Philadelphia 1/7/96	1	9	9t	1
L-L.A. Rams 11/15	8	168	49	0	W-Green Bay 1/14/96	7	100	36	2
W-@ Phoenix 11/22	1	18	18	0	W-Pittsburgh 1/28/96	5	76	20	0
W-N.Y. Giants 11/24	4	37	21	0					
W-@ Denver 12/6	6	62	15	2					
L-@ Washington 12/13	5	105	40	0					
W-@ Atlanta 12/20	6	89	37	0					
W-Chicago 12/27	5	46	13	0					




IRVIN'S REGULAR SEASON TOP GAMES

Receptions

- 12 - San Francisco (10/17/93)
- 11 - Kansas City (11/23/95)
- 10 - Atlanta (12/22/91)
- 10 - @ Atlanta (10/29/95)
- 10 - Washington (12/3/95)
- 9 - @ Cleveland (9/1/91)
- 9 - @ Washington (11/24/91)
- 8 - 12 times, last vs. Philadelphia (11/6/95)

Yards Receiving

- 210 - Phoenix (9/20/92) (8 rec.)
- 169 - Atlanta (12/22/91) (10 rec.)
- 168 - L.A. Rams (11/15/92) (8 rec.)
- 168 - San Francisco (10/17/93) (12 rec.)
- 157 - Pittsburgh (11/28/91) (8 rec.)
- 155 - Green Bay (10/3/93) (7 rec.)
- 150 - Green Bay (10/8/95) (8 rec.)
- 149 - @ Washington (12/11/88) (6 rec.)
- 148 - Cincinnati (10/13/91) (6 rec.)
- 143 - @ Detroit (10/27/91) (8 rec.)



John Jett

Punter

6'0" ★ 199 ★ 11/11/68

East Carolina

FA for '93 ★ 4th Year

PRO: Since joining the Cowboys as an unheralded free agent in 1993, John Jett has performed with the poise, consistency and productivity of a seasoned veteran in each of his first three pro seasons. In compiling a career average of 41.6 yards-per-attempt, he has become a key special teams performer for Dallas teams that have won two Super Bowls and appeared in three NFC Championship Games. In two of his three NFL seasons, he has led the NFL in terms of highest percentage of punts downed inside the 20 yard line: 37.1% (26 of 70) in 1994 and 39.3% (22 of 56) in 1993. In 1995, he was eighth in the NFL (third in the NFC) with a mark of 32.1% (17 of 53). In addition, Jett has not had a blocked punt in 179 regular season career attempts.

1995: En route to picking up his second Super Bowl ring in three years, Jett closed the season with a 40.9 yard average and a net average of 34.5. His 53 punts on the year marked the lowest single-season total of his career, and he tied for second in the NFL in the fewest number of punts returned at 22. He also had at least one punt of 50-or-more yards in 11 of the 19 games (including playoffs), and he had a total of 15 punts of at least 50 yards. In the Cowboys 27-17 victory over the Steelers in Super Bowl XXX (1/28/96), Jett averaged 38.2 yards-per-punt on five punts. He had the first blocked punt of his pro career in the NFC Championship Game win over Green Bay (1/14/96), but he rebounded to average 45.8 yards on his four other kicks in that game to tie the mark for the third highest punting average in Dallas postseason history. Jett had a career-high 51.5 yard average on four punts vs. Green Bay (10/8). It was the third highest single-game average in club history and it earned him NFC Special Teams Player of the Week honors following the Cowboys 34-24 win over the Packers. He connected on his longest punt of the year with a 58-yarder at Washington (10/1) and went on to average 49.7 yards per effort in that loss to the Redskins. Jett also enjoyed one of his finest outings of the season at San Diego (10/15) when he had a 57-yard punt and nailed two of his five attempts on the day inside the 20-yard line in the Cowboys 23-9 win. He was also a prominent figure in the Cowboys overtime win at Minnesota (9/17), hitting five punts for a 41.6 yard net average and pinning three of those punts inside the Viking 20-yard line.

1994: For the second straight year, Jett led the NFL in percentage of punts downed inside the 20-yard line (37.1%), and his 26 punts that landed inside the 20 were the third highest ever by a Dallas punter. For the year, Jett was sixth in the NFC (14th in the NFL) in gross punting average at 41.9. He enjoyed his finest outing of the season in the NFC East clinching victory at Philadelphia (12/4). He received a game ball for his efforts at The Vet - hitting five punts for a 49.2 yard average, with all five of his punts between 44 and



52 yards in length. He also helped make a late game tackle of Philly return man Jeff Sydnor after a 49-yard return. Darren Woodson returned an interception for a game clinching touchdown just three plays after Jett's tackle. Three of his career-high eight punts against Washington (11/20) were downed inside the 20-yard line. He had a pair of 58 yard punts in consecutive games against Detroit (9/19) and at Washington (10/2) – marking his longest efforts of the season. In the divisional playoff win over Green Bay (1/8/95), he recorded the third best punting day in Dallas playoff history with a 45.8 yard average on four punts, including a postseason career-best punt of 57 yards.

1993: As a free agent punter one year removed from East Carolina University, Jett won the punting job for the defending Super Bowl Champion Dallas Cowboys. He performed all year long with the poise and patience of a seasoned NFL veteran, and he responded to the challenge by finishing the season third in the NFC in net punting average with a 37.7 mark. He also had the highest net punting average by a Dallas player since 1964 (Billy Lothridge-37.9). Jett had 22 of his 56 punts downed inside the 20-yard line for an NFL best 39.3%. He closed a very successful rookie campaign with a 41.8 gross punting average. His efforts helped the Cowboys finish the '93 regular season ranked second in the NFL with an opponents' punt return average of just 5.3 yards. He averaged better than 50 yards-per-punt in three games in 1993: Green Bay (53.0 on 10/3), N.Y. Giants (50.3 on 11/7) and Washington (51.0 on 12/26). Jett enjoyed perhaps his finest overall outing at Atlanta (11/21) when he punted six times for a 49.5 yard average, had four punts downed inside the 20 and turned in his second best career effort with a 58 yarder. His 49.2 yard net at the Georgia Dome was his second best of the season. He also flourished in another indoor outing in Indianapolis (10/10), punting four times for a 46.5 yard average with four kicks inside the 20 and a career long 59 yard effort.

1992: Jett went to camp with Minnesota but was released during training camp.

GAMES/STARTS (regular season, playoffs): 1993 (16/0, 3/0), 1994 (16/0, 2/0), 1995 (16/0, 3/0). Total- 48/0, 8/0.

COLLEGE: In four seasons at East Carolina, Jett established himself as the top punter in school history, setting a Pirates career mark for punting average (40.1). During his stay at ECU, Jett posted two of the three best single season averages in school history. An honorable mention All-America as a senior, he had a season high 51.3 yard average against Memphis State on his way to establishing a school record 42.2 yards-per-punt average on the season. As a junior, he had five punts downed inside the 20 yard line against Louisiana Tech and averaged a season high 46.0 yards against Cincinnati. As a sophomore, Jett logged 71 punts, fourth highest in school history, for a 40.2 yard average, including 25 inside the 20. Jett earned a spot on the ECU squad as a walk-on.


PERSONAL: Born in Richmond, VA, John Jett starred in football and baseball at Northumberland High School in Heathsville, VA, earning first team all-state honors as an outfielder and pitcher. Jett majored in finance at East Carolina. John supports the Children's Cancer Fund, participating in an annual fashion show and donating \$100 for every one of his punts inside the 20-yard line. He also served as a celebrity chef to help support the North Texas Food Bank. He and wife Jacqueline live in Lewisville, TX.

JETT'S COWBOYS TOTALS

Year	No.	Yards	Avg.	Long	TB	IN 20	Blk	Ret	Ret Yds	Net
1993	56	2,342	41.8	59	3	22	0	32	169	37.7
1994	70	2,935	41.9	58	4	26	0	36	378	35.4
1995	53	2,166	40.9	58	6	17	0	22	216	34.5
Totals	179	7,443	41.6	59	13	65	0	90	763	35.9
Playoffs										
1993	11	470	42.7	48	2	3	0	4	73	32.4
1994	5	206	41.2	57	1	2	0	2	23	32.6
1995	13	544	41.8	54	1	2	1	8	80	31.7
Totals	29	1,220	42.1	57	4	7	1	14	176	32.1

SINGLE-GAME BESTS

Punts – 8 vs. Washington, 11/20/94
 Gross Average (min. 4 atts.) – 51.5 vs. Green Bay 10/8/95
 Inside 20 – 4 @ Atlanta, 11/21/93
 Long – 59 @ Indianapolis, 10/10/93
 Net Average – 49.2 @ Atlanta, 11/21/93



Daryl Johnston

Fullback

6'2" ★ 242 ★ 2/10/66

Syracuse

D-2 for '89 ★ 8th Year

48

PRO: Long respected by teammates for his contribution to the Dallas offense, Daryl "Moose" Johnston has now also garnered the admiration of players and coaches throughout the league. In the first two years the Pro Bowl selected a true fullback (1993 and 1994), Johnston was the NFC choice. Most honors don't come his way because of his running ability, but instead for his powerful blocking. Over the past six seasons as a lead blocker, he has helped guide Emmitt Smith to 8,956 rushing yards, six Pro Bowl appearances and four NFL rushing titles. Over the past two years, Johnston has also had a key role in the Cowboys establishing and breaking the club record for fewest sacks allowed in a season (20 in 1994 and 18 in 1995). Johnston also brings soft hands to the Dallas passing game. Over his seven seasons in Dallas, he has hauled in 214 passes for 1,719 yards and 11 touchdowns. Johnston's 11 career touchdown catches are the third highest active total on the team, and his 19 total touchdowns are the fourth highest total. Despite nagging injuries that required off-season surgery following both the 1991 (left knee) and 1992 (right shoulder) seasons, Johnston is a true iron man, having never missed a game in his NFL career – playing in 125 straight, including playoffs. That mentality has earned him the respect of his teammates, and in 1992, they selected him to receive the Ed Block Courage Award, given to the player who demonstrated unusual courage in dealing with injuries.

1995: The 1995 season marked the second consecutive year Johnston had rushed for over 100 yards in a season, the first time he accomplished that feat in back-to-back seasons. He also helped lead the way as Smith picked up a club-record 1,773 yards rushing to lead the NFL and scored an NFL record 25 touchdowns. Facing Denver (9/10) in the Cowboys' home opener, Johnston ripped off a career-long, 18-yard run and added a five-yard touchdown reception. His season-high four receptions at Minnesota (9/17) were good for 43 yards, including a season-long, 24-yard grab on a screen pass. Johnston earned a game ball for his blocking in that game, which included a key block on Smith's 31-yard touchdown run that won the game in overtime. He was responsible for 63 yards of offense (20 rushing and 43 receiving) against Green Bay (10/8), including a key 23-yard pass reception as Dallas drove to a touchdown just before halftime. In back-to-back games in October (at San Diego – 10/15 and Atlanta – 10/29) Johnston recorded his only rushing touchdowns of the season. In the Atlanta contest, he also picked up a season-high 23 yards rushing, his highest yardage total since posting a career-high with 60 yards in 1989 against Green Bay (12/24/89). During the season, Johnston reached two career-milestones, recording his 200th career reception when the Cowboys faced San Francisco (11/12) and his 200th career carry when Dallas faced Washington (12/3). In the playoffs, Johnston recorded a postseason career-long, 26-yard catch against Philadelphia (1/7/96) and totaled three receptions for 40 yards on the day. In 1995, he picked up a first down 41.8 percent of the time he touched the football (23-of-55), including 48.0 percent of the time rushing (12-of-25). Johnston is even more adept at getting a first down when the ball is in his hands on third or fourth down, picking up a first down 82.6 percent (19-of-23) of the time when he has run on third or fourth down during his career.

1994: The 1994 season opened with a quick glimpse of how Offensive Coordinator Ernie Zampese was going to utilize Johnston in the new Cowboys offense. In the opener at Pittsburgh (9/4), Johnston recorded the first Dallas touchdown of the season with a diving catch of an Aikman pass. Johnston also added a season-high six carries for 21 yards, his highest carry total since posting a career-high 16 carries in 1989 against Green Bay



(12/24/89). Johnston would go on to gain 138 yards on the ground, his highest rushing output since 1989. His 40 carries in 1994 were also his most since 1989. With his 325 yards receiving (44 receptions - good for fourth on the team), Johnston posted a career-high 463 total yards on the season, topping his 446 from 1993. In the Monday night overtime loss to Detroit (9/19), Johnston had a season high six receptions (44 yards). Against Arizona (10/9), he logged his second touchdown grab of the season on a two-yard toss from Aikman, and his six-catch day at Cincinnati (10/30) tied him for the team lead and tied his season-high. The next week against the N.Y. Giants (11/7), he posted his first rushing touchdown of the season on a nine-yard run. He also added a season-high 57 receiving yards on five catches to earn a game ball. His second rushing touchdown, his fourth score of the season - tying him for fourth on the team, came on a three-yard run against Green Bay (11/24). He also added a season-long 24-yard reception. In the regular-season finale at the N.Y. Giants (12/24), Johnston again led the team with a five catch day.

1993: Johnston first gained national recognition for his play following the 1993 season, becoming the first fullback selected to the NFC Pro Bowl team and earning All-Pro honors from *Sports Illustrated*. For the third consecutive season he posted single-season career-numbers with 50 receptions for 372 yards (third on the team in receptions). He finished fifth in the NFC in receptions among running backs, and he topped his previous single-season career-highs of 32 catches and 249 yards from 1992 in Week 11. Early in the season he posted six catches for 49 yards at Phoenix (9/19), breaking his career-highs in both categories. Two games later, he recorded his only touchdown reception of the season among his five catches at Indianapolis (10/10). But as the weather turned colder, Johnston began to turn up the heat. On Thanksgiving Day against Miami (11/25), he posted his best day as a Cowboy, leading the team with career-highs in receptions (11) and yards (75). The following week against Philadelphia (12/6), he scored his second career rushing touchdown on a two-yard run. He also had a season-long 20-yard reception to set up a second quarter field goal. Johnston scored another rushing touchdown at Minnesota (12/12) the very next week. For the third consecutive week, Johnston had a rushing touchdown when he scored at the N.Y. Jets (12/18), this after scoring just one rushing touchdown in his first 75 career regular season games. In the postseason, Johnston recorded six receptions for 43 yards against Green Bay (1/16/94). Entering that game, he had recorded just nine catches for 57 yards in five career postseason games.

1992: Johnston opened the 1992 season with four receptions for 39 yards in the Monday night win over the Redskins (9/7). Not to be limited to offense, he ran 13 yards for a first down with a fake punt at Washington (12/13). Johnston had one of his most important days as a Cowboy against San Francisco (1/17/93) in the NFC Championship Game when he first recovered a fumble on punt coverage at the 49ers' 22-yard line to set up Dallas' first score, and then in the third quarter, recorded his second career rushing touchdown with a three-yard dive, putting Dallas up 17-10. Although his special teams duties were reduced in 1992, from 1989-91 only Bill Bates (64 tackles) recorded more special teams stops than Johnston's 32.

1991: In 1991, Johnston touched the football 45 times (17 rushes, 28 receptions), and 21 times he came away with a first down (six rushing, 15 receiving). Johnston led the team in receptions with four catches for 47 yards against Phoenix (9/22), and two weeks later at Green Bay (10/6), he had another four catches for 47 yards. A valuable contributor on the Cowboys' kick coverage units, Johnston tied for fourth on the team, and led all non-defensive players, in special teams tackles with 10.

1990: In the 1990 season opener against San Diego (9/9), the ever versatile Johnston lined up at both fullback and running back. Against New Orleans (12/2), Johnston hauled in a five-yard reception for the game winning touchdown in the fourth quarter of Dallas' 17-13 victory, and the following game against Phoenix (12/16), Johnston recorded his first NFL rushing touchdown on a six-yard dash in the fourth quarter.

1989: Over the final six weeks of the 1989 season, Johnston gained 194 yards on 56 carries and caught a team-high three touchdown passes. Johnston, often the lone back in passing situations, also helped the Cowboys offensive line hold opponents to 30 sacks. At Green Bay (10/8), Johnston became the first Cowboys rookie to start at fullback since Timmy Newsome in 1980. He recorded his first pro touchdown on a six-yard reception against Miami (11/19), and in the season finale against Green Bay (12/24), Johnston



recorded a career-high 60 yards rushing. A second round draft pick, Johnston was drafted higher than any Syracuse running back since Larry Csonka was taken in the first round by Miami in 1968.

GAMES/STARTS (regular season, playoffs): 1989 (16/10), 1990 (16/0), 1991 (16/14, 2/1), 1992 (16/16, 3/3), 1993 (16/16, 3/3), 1994 (16/16, 2/2), 1995 (16/16, 3/3). Total - 112/88, 13/12.

COLLEGE: An All-America and All-Big East pick at Syracuse in 1988, Johnston rushed for 1,830 yards and caught 46 passes during his collegiate career. Against Boston College in 1988, the senior co-captain gained a career-high 138 yards rushing, the most by a Syracuse back since Larry Csonka rushed for 154 yards in 1967. The Orangemen won 21 games during Johnston's final two seasons.

PERSONAL: Daryl Peter Johnston was named Western New York Player of the Year in 1983 while playing for Lewiston-Porter High School in Youngstown, NY. Daryl graduated first in his class of 290 students with a 4.0 grade-point average. His sister JoAnn played goaltender for the University of Rochester soccer team, which won two national championships. He earned his degree in economics from Syracuse. In 1994, Daryl teamed up with Half-Price Books on a fund raising program called "The Reading Team" to support literacy groups in Texas. In addition, he hosts a weekly radio show on KRLL (1080-AM) during the season called "The Moose Call." That name is also used on the newsletter members of the Moose Club receive when they join Johnston's fan club. He also teamed with Texas Rangers first baseman Will Clark and former Dallas Stars defenseman Mark Tinordi on a poster promoting helmet safety. Annually, Daryl suits-up as a celebrity escort at the Children's Cancer Fund Fashion Show. Daryl and wife Diane live in Coppell, Tex.


JOHNSTON'S COWBOYS TOTALS

Rushing					Receiving						
Year	No.	Yds.	Avg.	Long	TD	Year	No.	Yds.	Avg.	Long	TD
1989	67	212	3.2	13	0	1989	16	133	8.3	28	3
1990	10	35	3.5	8	1	1990	14	148	10.6	26	1
1991	17	54	3.2	10	0	1991	28	244	8.7	22	1
1992	17	61	3.6	14	0	1992	32	249	7.8	18	2
1993	24	74	3.1	11	3	1993	50	372	7.4	20	1
1994	40	138	3.5	9t	2	1994	44	325	7.4	24	2
1995	25	111	4.4	18	2	1995	30	248	8.3	24	1
Totals	200	685	3.4	18	8	Totals	214	1,719	8.0	28	11
Playoffs											
1991	1	3	3.0	3	0	1991	2	9	4.5	6	0
1992	4	11	2.8	4	1	1992	7	48	6.9	10	0
1993	8	25	3.1	5	1	1993	10	74	7.4	12	0
1994	2	8	4.0	4	0	1994	4	27	6.8	11	0
1995	7	18	2.6	6	0	1995	7	59	8.4	26	0
Totals	22	65	3.0	6	2	Totals	30	217	7.2	26	0

SINGLE-GAME BESTS

Rush Yards - 60 vs. Green Bay, 12/24/89
 Rush Attempts - 16 vs. Green Bay, 12/24/89
 Long Rush - 18 vs. Denver, 9/10/95

Receptions - 11 vs. Miami, 11/25/93
 Yards Receiving - 75 vs. Miami, 11/25/93
 Long Reception - 28 at Kansas City, 10/22/89



Leon Lett

Defensive Tackle
6'6" ★ 291 ★ 10/12/68
Emporia State
D-7 for '91 ★ 6th Year

PRO: After two years as a starter at defensive tackle, Leon Lett has shown the NFL he is here to stay. When he first arrived in Dallas in 1991 as an unheard-of seventh-round



draft choice from tiny Emporia State in Kansas, Lett had to struggle to work his way onto the field. He ultimately succeeded in earning a spot in the starting lineup, and in his first season as a full-time starter (1994), he not only made the jump from reserve defensive tackle to the Cowboys starting lineup, he jumped all the way to the starting lineup for the NFC Pro Bowl squad. Lett has since taken full advantage of his playing time as one of the league's top young defensive tackles. Nicknamed "Big Cat" by teammates for his agility, Lett has evolved into a powerful run stuffer and speedy pass rusher and has continued to tap into his enormous talent pool each season.

1995: The 1995 season was full of ups and downs for Lett, who started the season slowly but came on strong during the Cowboys drive to Super Bowl XXX, finishing the season tied for the team lead with six tackles for a loss. His 19 quarterback pressures were good for third on the team behind ends Tony Tolbert and Charles Haley. In the season opening win at the N.Y. Giants (9/4), Lett recorded his third blocked field goal in the last two seasons to help preserve Dallas' first shutout since Oct. 11, 1992. Two weeks later, he had an active day at Minnesota (9/17) when he recorded five tackles, two tackles for a loss, a sack and a fumble recovery, earning himself a game ball. In late October, Lett posted five tackles, a tackle for a loss and a quarterback pressure at San Diego (10/15) and then came back in the next game at Atlanta (10/29) to tie his career-high with seven tackles. Following the Atlanta game, Lett was suspended by the NFL for four games, returning against Washington (12/3) to record four tackles. Lett was a key part of the Cowboys December run to the playoffs and an eventual Super Bowl XXX title, recording 22 tackles, two sacks, 12 quarterback pressures, a forced fumble and a recovered fumble over the final four regular season games. With injuries keeping Haley out of the lineup at Philadelphia (12/10), Lett recorded his first start at defensive end since the end of the 1993 season. He went on to post five tackles, bat down a pass, recover a fumble at the Eagles 15-yard line and tie his career-high with six quarterback pressures. While still at end the next week against the N.Y. Giants (12/17), he had a season-high tying seven tackles, while adding a sack, a tackle for a loss and three quarterback pressures. Late in the game he moved back inside to tackle, and the next week at Arizona (12/25), he returned to his right tackle spot, recording six tackles and three quarterback pressures. He also logged a sack and forced a fumble at the Cowboys 17-yard line in the fourth quarter to stop a scoring drive. In the postseason opener against Philadelphia (1/7/96), Lett was in the Eagles backfield all afternoon, recording three tackles, a sack and a quarterback pressure, as the Cowboys limited Philadelphia to 227 yards of total offense. He received a game ball for his play against Green Bay (1/14/96) in the NFC Championship Game, totaling three tackles, a sack, a quarterback pressure and his first career interception, picking off a Brett Favre pass at the Packers' 13-yard line to set up a Dallas touchdown in the first quarter.

1994: Lett entered the 1994 season with 60 career tackles and six career starts, but he went on to start all 16 games and collect 68 tackles, topping his three year career total. In addition, his 26 quarterback pressures were good for second on the team, helping him earn a spot in the starting lineup for the NFC at the Pro Bowl. Lett started the 1994 season with a bang, recording a career-high six quarterback pressures at Pittsburgh (9/4). In that game, the Dallas defense limited the Steelers to 126 yards of total offense and logged nine sacks. In the Cowboys home opener against Houston (9/11), Lett had five tackles and another five quarterback pressures. In an overtime loss to Detroit (9/19) on Monday night, Lett established a club record when he blocked two field goals in the same game. The first block came at the end of regulation and the second came in overtime, keeping Dallas' hopes alive until the final seconds of the game. During the game, his playing time on defense was limited because of a groin injury suffered during the week at practice. Gutsy play like that landed Lett on the All-Madden team after the season. In the club's next Monday night game – a 38-10 win over the N.Y. Giants (11/7) – Lett received a game ball for recording four tackles and his first sack of the season. The following week at San Francisco (11/13), Lett logged the first multiple sack game of his career with two take-downs of Steve Young. In back-to-back games against Washington (11/20) and Green Bay (11/24), Lett accounted for 12 tackles, including a career-high six solo stops against the Redskins. His play against the Packers helped limit Green Bay to 29 yards rushing on 18 attempts. In December, Lett posted a career-best performance against Cleveland (12/10) with seven tackles and came back in the regular season finale at the N.Y. Giants



(12/24) to log six tackles and a sack.

1993: Although he saw action in only 11 games in 1993, Lett led all defensive linemen in passes deflected for the second straight season with four. Despite being hobbled during the season with a broken ankle, Lett displayed his versatility in moving along the defensive line to replace fallen teammates. For the season, Lett saw playing time all along the defensive line, including starts at both right tackle and right end. Lett nabbed his first NFL start in the season opener at Washington (9/6) in place of an injured Tony Casillas and recorded three tackles. Lett returned to back-up duty at Phoenix (9/19), but fractured his right ankle in the second quarter of that game. It was a re-injury of a fracture Lett first suffered during summer workouts, and it kept him out of the next five games. Lett returned to the line-up in time to again face Phoenix (11/14), recording two tackles and batting two passes down at the line of scrimmage. The remainder of the season, Lett primarily bounced between right tackle and right end, recording five tackles at Atlanta (11/21) and batting down two more passes against Miami (11/25). He earned starts at right tackle against Philadelphia (12/6) and at Minnesota (12/12) in place of an injured Maryland, and he tied for the lead among all defensive linemen in tackles against the Vikings with four. Lett started at defensive end against Washington (12/26) when Haley's back kept him out of the line-up. The following week at right end at the N.Y. Giants (1/2/94), he logged five tackles and added three quarterback pressures. When Maryland was injured in the second quarter, Lett moved back inside to fill the void at tackle, and he went on to start all three postseason games at right tackle for Maryland, finishing third on the team in the postseason with 17 tackles. In the Divisional Playoff Game against Green Bay (1/16/94), Lett had an outstanding day, recording a season-high six tackles, a tackle for a loss, two passes defended, recovered a fumble and had three quarterback pressures. One of his deflected passes was intercepted by Haley early in the fourth quarter and led to a Dallas field goal. For the second year in a row, Lett was responsible for one of the most memorable plays of the Super Bowl when he forced Thurman Thomas to fumble early in the third quarter. James Washington picked up the loose ball and returned it 46 yards for a touchdown, tying the game at 13-13 and swinging the momentum back in Dallas' favor. Lett also added six tackles on the day.

1992: After starting the 1992 season slowly, Lett picked up the pace when Dallas faced a string of AFC West teams. Against Seattle (10/11), he had two tackles, two quarterback pressures and a pass defended. The next week he recorded his first career sack along with two tackles against Kansas City (10/18), and in Los Angeles (10/25), he recovered a fumble at the Raiders 32-yard line in the fourth quarter. Primarily used at right tackle in passing situations, he finished the season tied for second on the team with 19 quarterback pressures, including at least one pressure in each of the final seven regular season games. In the postseason, Lett was at his best, tying for the team lead with two tackles for losses and leading the team with three forced fumbles. He also established a record for the longest fumble return in Super Bowl history when he rambled 64 yards in the fourth quarter with a Buffalo miscue. Lett put the finishing touches on the Cowboys' Super Bowl XXVII victory when he sacked Frank Reich on the game's final play.

1991: After making the 47-man roster in 1991, Lett was placed on injured reserve with a back problem on Aug. 27 and spent the next 11 weeks working to improve his strength and weight. He was re-activated on Nov. 21, and against undefeated Washington (11/24) at RFK on his first regular-season play in the National Football League, Lett stuffed Redskins running back Earnest Byner after a one-yard gain. Lett played some at defensive tackle the final five games of the season and in the playoffs. The first person from Emporia State to make a Cowboys' roster, Lett was the first player to be drafted from the school since Steve Henry in the fifth round in 1979 and the first defensive lineman selected from Emporia State since John Lohmeyer in the fourth round in 1973.

GAMES/STARTS (regular season, playoffs): 1991 (5/0, 1/0), 1992 (16/0, 3/0), 1993 (11/6, 3/3), 1994 (16/16, 2/2), 1995 (12/12, 3/3). Total - 60/34, 12/8.

COLLEGE: A big part of a defense that held opponents to 4.1 yards-per-play and 3.1 yards-per-carry during his two years at Emporia State, Lett finished second on the team in sacks and earned All-NAIA District 10 honors despite missing three games due to a leg injury as a senior. He had a monster effort with six tackles, two tackles for a loss, a sack, an interception and a blocked kick against Northeastern Oklahoma State in 1990. Lett



transferred to Emporia State after two seasons at Hinds, MS, Junior College.

PERSONAL: Leon Lett starred in football and basketball at Fairhope, AL, High School. A sociology major at Emporia State, Lett participated in the Shriner's Christmas Gift Drive in 1991. He has a daughter Shanavia (7/3/87).

LETT'S COWBOYS TOTALS										
Year	Solo	Ast.	Tackles		Sacks	Tkl/ Loss	QB Press.	Passes Def.	For. Fum.	Blk Kicks
			Tot.							
1991	1	1	—	2	0	0	0	0	0	0
1992	13	13	—	26	3 1/2	1(-1)	19	4	0	0
1993	18	14	—	32	0	3(-8)	10	4	0	0
1994	41	27	—	68	4	7(-16)	26	1	1	2
1995	29	24	—	53	3	6(-11)	19	3	1	1
Totals	102	79	—	181	10 1/2	17(-36)	74	12	2	3
Playoffs										
1991	0	1	—	1	0	0	0	0	0	0
1992	5	5	—	10	1	2(-9)	2	2	3	0
1993	11	6	—	17	0	1(-2)	5	2	1	0
1994	3	6	—	9	0	0	5	1	0	0
1995	6	2	—	8	2	0	4	1	0	0
Totals	25	20	—	45	3	3(-11)	16	6	4	0
Opponents' Fumbles Recovered										
Year	No.	Yds.	Avg.	Long	TD					
1992	1	0	0.0	0	1					
1995	2	0	0.0	0	0					
Totals	3	0	0.0	0	0					
Playoffs										
1992	1	64	64.0	64	0					
1993	1	0	0.0	0	0					
Totals	2	64	32.0	64	0					
SINGLE-GAME BESTS										
Total Tackles — 7 three times, last vs. N.Y. Giants, 12/17/95										
Solo Tackles — 6 vs. Washington, 11/20/94										
Assists — 4 @ Atlanta, 10/29/96										
Sacks — 2 @ San Francisco, 11/13/94										
Tackles for a loss — 2 three times, last @ Minnesota, 9/17/95										
QB Pressures — 6 twice, @ Pittsburgh, 9/4/94 and @ Philadelphia, 12/10/95										



Brock Marion

Safety

5'11" ★ 193 ★ 6/11/70

Nevada-Reno

D-7 for '93 ★ 4th Year



PRO: After being a standout member of the Cowboys special teams units and nickel defenses for two years, Brock Marion became Dallas' starting free safety in 1995 and established career-highs in tackles, interceptions and passes defended. His performance was just what the coaches were hoping to get from the former seventh-round draft pick, and it was what the Cowboys needed to win their third Super Bowl title in four years. Marion's natural instinct to see a play developing and quickly break on the ball allowed him to make big plays in the secondary throughout 1995. Marion will be asked to use those instincts and produce even more as he enters his second season as a starter in the Cowboys secondary.

1995: Marion stepped into the starting free safety spot in 1995 and tied for the team lead with six interceptions, tying him for fifth in the NFL. He finished the year second on the team with a career-high 114 tackles and registered a team and career-high 13 passes broken-up. In his first game as a full-time starter at the N.Y. Giants (9/4), he recorded his first interception of the season and finished second on the team with seven tackles. The next week against Denver (9/10), Marion tallied a career-high 11 tackles. He picked off his second pass of the year against Arizona (9/24) while registering five tackles and forcing a fumble. At San Diego (10/15), he stopped a potential Chargers' scoring drive when he intercepted a pass in the end zone. Marion finished second on the team when



he tied his career-high with 11 tackles against San Francisco (11/12), and one week later at Oakland (11/19), he broke up a career-high four passes, intercepting one that led to a Dallas field goal, while finishing second on the team with nine stops. He led the team with 10 tackles against Washington (12/4) before recording his fourth double-digit tackle game of the season with 10 stops at Philadelphia (12/10). He set up a Dallas field goal with his fifth interception of the season against the N.Y. Giants (12/17) while registering 10 tackles for the third consecutive game. In the regular season finale at Arizona (12/25), Marion returned his sixth interception of the year 32 yards for his first career touchdown. He also finished second on the team with seven tackles against the Cards. After recording five tackles against Philadelphia (1/7/96) and two tackles against Green Bay (1/14/96), he tied for third on the team with seven tackles against Pittsburgh (1/28/96) in Super Bowl XXX. Marion also registered his first career postseason interception on the last play of the game against the Steelers. He finished the season tied for sixth on the team with 13 special teams tackles, the highest total for a regular starter.

1994: Marion, previously used mostly for his special teams abilities, saw most of his action in 1994 at the strong-safety spot when Darren Woodson moved to linebacker in the "45" and nickel defenses. Marion earned his first NFL start against Houston's (9/11) run-and-shoot offense, recording five tackles and a pass defended. He recorded his first career sack, to go along with four tackles and a forced fumble, and earned a game ball against the N.Y. Giants (11/7). Marion got his only interception of the season against Washington (11/20), and he tallied four special teams tackles against the Redskins. He finished out the regular season inactive at New Orleans (12/19) and at the N.Y. Giants (12/24) while recovering from fractured ribs suffered against Cleveland (12/10). He recorded a postseason career-high nine tackles, with a pass defended, vs. Green Bay (1/8/95) in the first round of the playoffs. His three special teams tackles, and overall special teams play, against the Packers earned him NFC Special Teams Player of the Week honors. Marion finished the regular season tied for third on the team with 23 special teams tackles, and he was second among all non-starters with 29 defensive stops. Showing his versatility, Marion returned two kickoffs for 39 yards during the season, and had one kickoff return at San Francisco (1/15/95) in the NFC Championship Game.

1993: Marion, who finished third on the team with nineteen special teams tackles, was a key contributor in making the Dallas special teams unit one of the best in the NFL. As linebacker in the Cowboys nickel defense, Marion posted 16 tackles, one interception, three passes defended, two forced fumbles, and one fumble recovery. He recorded his first career tackle while seeing fourth quarter action at safety at Indianapolis (10/10). When Kenny Gant was sidelined with an injury in the second quarter at Atlanta (11/21), Marion moved into the nickel defense at linebacker and responded by recording a season-high five tackles and forcing a fumble. Against Miami (11/25) on a snow covered field at Texas Stadium, Marion grabbed his first career interception, tied his season-high with five tackles, forced a fumble and deflected a pass. He earned a special teams game ball at the N.Y. Jets (12/18) for leading the team with four tackles and recovering a muffed punt. Marion, who had eight career blocked kicks in college, deflected a punt in the NFC East clinching victory at the N.Y. Giants (1/2/94). Marion returned his first career kickoff in the playoff opener against Green Bay (1/16/94).

GAMES/STARTS (regular season, playoffs): 1993 (15/0, 2/0), 1994 (14/1, 2/0), 1995 (16/16, 3/3). Total- 45/17, 7/3

COLLEGE: A three-year starter at cornerback, Marion moved to strong safety his senior year and ended his collegiate career with 303 total tackles (202 solo), 44 passes defended and returned 13 interceptions for 114 yards. A three-time all conference selection, twice All-Big Sky and once Big West, Marion led the secondary in tackles for four straight years, and during his career, the Wolf Pack won three straight conference titles, landed two NCAA I-AA playoff berths and a bid to the Las Vegas Bowl.

PERSONAL: Brock Elliott Marion earned nine varsity letters in football, basketball and track at West High School in Bakersfield, CA. An all-state selection as a senior, he led the state with 13 interceptions. Brock was an interior design major at Nevada-Reno. His father, Jerry Marion, played wide receiver for the Pittsburgh Steelers in 1967 and his uncle, Brent McClanahan, was a running back for the Minnesota Vikings from 1973 to 1980. Brock and wife Keri have two daughters, Brianna (8/9/93) and Olivia (1/5/96).




MARION'S COWBOYS TOTALS

Year	Tackles			Sacks	Tkl/ Loss	QB Press.	Passes Def.	For. Fum.	Special Teams	
	Solo	Ast	Tot.						Solo	Ast. - Tot.
1993	11	5	16	0.0	0	0	3	2	17	2 - 19
1994	21	8	29	1.0	0	1	3	1	18	5 - 23
1995	74	40	114	0.0	0	0	13	1	10	3 - 13
Totals	106	53	159	1.0	0	1	19	4	45	10 - 55
Playoffs										
1993	0	1	1	0.0	0	0	0	0	1	2 - 3
1994	5	5	10	0.0	0	1	1	0	2	1 - 3
1995	6	8	14	0.0	0	0	2	0	1	3 - 4
Totals	11	14	25	0.0	0	1	3	0	4	6 - 10

Year	Opponents No.	Fumbles Yds.	Recovered		TD
			Avg.	Long	
1993	1	0	0.0	0	0
Kickoff Returns					
Year	No.	Yds.	Avg.	Long	TD
1994	2	39	19.5	21	0
1995	1	16	16.0	16	0
Totals	3	55	18.3	21	0
Playoffs					
1993	2	28	14.5	14	0
1994	1	14	14.0	14	0
1995	1	13	13.0	13	0
Totals	4	55	13.8	14	0

Year	Pass No.	Interceptions		Long	TD
		Yds.	Avg.		
1993	1	2	2.0	2	0
1994	1	11	11.0	11	0
1995	6	40	6.7	32t	1
Totals	8	53	6.6	32t	1
Playoffs					
1995	1	0	0.0	0	0

SINGLE-GAME BESTS	
Tackles - 11	twice, vs. Denver, 9/10/95 and vs. San Francisco, 11/12/95
Solo Tackles - 9	vs. San Francisco, 11/12/95
Assists - 6	vs. Washington, 12/3/95
Passes Defensed - 4	@ Oakland, 11/19/95



Hurvin McCormack

Defensive Line
6'5" ★ 278 ★ 4/6/72
Indiana
FA for '94 ★ 3rd Year



PRO: A promising young talent on the defensive line – an area where NFL caliber performers are very difficult to find via the rookie free agent route – Hurvin McCormack came to the Cowboys as an unheralded and underrated talent out of Indiana, and he went on to earn a 1994 roster spot based on a very impressive showing in his rookie training camp. He made the team based on his competitiveness and desire, and he has worked his way into the role of a solid contributor in the Cowboys defensive line rotation. One of the Cowboys' more impressive free agent discoveries in recent years, McCormack's importance to the defensive depth chart takes on greater meaning after Russell Maryland's free agency departure to the Raiders in 1996. McCormack started his professional career as a tackle with Dallas, but he was moved to end during training camp of 1995. He had an impressive showing at end during the 1995 preseason before playing both end and tackle during the regular season.

1995: McCormack picked up his first Super Bowl ring while contributing as a spot player at both the defensive end and tackle positions throughout the 1995 season. He played in all but one of the Cowboys 16 regular season games (saw no action against Green Bay - 10/8), and he earned two starting assignments. He picked up his first career start in a nationally televised Monday night game against Philadelphia (11/6) – a 34-12 Dallas victory. Starting at left tackle in place of the injured Maryland, McCormack responded with career high figures for tackles (six) and solo tackles (five), while tying his career-best marks for sacks (one) and quarterback pressures (two). His five solos against the Eagles led all Dallas defensive linemen in that game, and his effort helped limit the Philadelphia offense to just 230 total yards. His second most productive outing



of the season came against the Redskins (12/3) when he came off the bench in relief of defensive end Charles Haley, who missed the remainder of the game (and the regular season) with a back injury. McCormack stepped in at right end and responded with three tackles (one for lost yardage) and a quarterback pressure. He earned his second start of the season in the Cowboys 21-20 win over New York (12/17) at Texas Stadium. Once again playing in place of the injured Maryland, McCormack had three solo tackles and a quarterback pressure while rotating between tackle and end. McCormack recorded his first career sack in the season opening victory at the N.Y. Giants (9/4).

1994: McCormack made the Cowboys roster on the strength of a very fine training camp in Austin. McCormack made an impression early on in Dallas by registering seven tackles, one sack and three quarterback pressures during the preseason. He played in his first career regular season game at Washington (10/2) and went on to see action in a total of four regular season games during the year. He registered a quarterback pressure in the Arizona game (10/9) and picked up his only tackle in the postseason against Green Bay at Texas Stadium (1/8/95).

GAMES/STARTS (regular season, playoffs): 1994 (4/0, 1/0), 1995 (15/2, 3/0). Total - 19/2, 4/0.

COLLEGE: A three-year starter at Indiana, McCormack earned back-to-back All-Big Ten honors following his junior and senior seasons. As a senior, McCormack recorded a career-high 38 tackles and five sacks in just nine games, earning honorable mention All-America honors as the Hoosiers' co-captain. As a junior, McCormack started all season and finished ninth on the team, second among defensive linemen, with 36 tackles. McCormack started all 11 games as a sophomore, and recorded 32 tackles. One of only two true freshmen to earn a letter, McCormack recorded eight tackles, including an 11-yard sack in a 42-0 win over Northwestern.

PERSONAL: Hurvin McCormack earned all-conference, all-city and all-district honors at New Drop High School in Brooklyn, NY. A four-year letterman, McCormack totaled 58 tackles and eight quarterback sacks as a senior. Hurvin majored in sports management at Indiana.

McCORMACK'S COWBOYS TOTALS

Year	Tackles			Sacks	Tkl/ Loss	QB Press.	Passes Def.	For. Fum.
	Solo	Ast.	Tot.					
1994.....	0	0	0	0.0	0	1	0	0
1995.....	16	6	22	2.0	2(-3)	9	0	0
Total.....	16	6	22	2.0	2(-3)	10	0	0
Playoffs								
1994.....	0	1	1	0.0	0	1	0	0
1995.....	0	0	0	0.0	0	1	0	0
Total.....	0	1	1	0.0	0	2	0	0

SINGLE-GAME BEST

Tackles - 6 vs. Philadelphia, 11/6/95



Godfrey Myles

Linebacker

6'1" ★ 240 ★ 9/22/68

Florida

D-3A for '91 ★ 6th Year



PRO: With the free agency departures of starting linebackers Dixon Edwards and Robert Jones, Godfrey Myles is the most experienced returning linebacker on the Dallas roster as he enters his sixth season. His ability to cover pass receivers out of the back-



field and stop the run gives Dallas the versatility to play him at all three linebacker positions. This versatility and experience will be important to Myles as he vies for a starting linebacker position. Myles played an important role in the Cowboys defense in 1995, starting a career high 11 games and establishing a new career high with 99 tackles. The downside to 1995 for Myles was a dislocated shoulder during training camp and a torn ACL in his left knee during Super Bowl XXX, both requiring offseason surgery. His diligent rehabilitation will be the key to his success in 1996.

1995: Myles saw more game action in 1995 than he had in any of his previous years with the Cowboys. He started the first seven games of the season at weakside linebacker for Darrin Smith (contract holdout), and he started four of the last five games of the regular season at middle linebacker for Robert Jones (injury). Myles used this additional playing time to record career-highs with 99 tackles, two tackles for losses and five passes defended to go along with a quarterback pressure, a forced fumble and a fumble recovery. He started his first professional game in the season opener at the N.Y. Giants (9/4) and topped his career high with six tackles before bettering that mark with nine tackles against Denver (9/10) the next week. Myles forced his first career fumble at Washington (10/1) while recording six stops. He earned a game ball one week later against Green Bay (10/8) with a seven tackle, one interception (his second career pick) performance. He returned the interception 15 yards to set up Dallas' first touchdown in their 34-24 victory. He recorded nine stops, two quarterback pressures and a pass defended at Oakland (11/19) after taking over at middle linebacker in the first quarter after Jones suffered a pulled groin/abdomen. Myles made his first career start at middle linebacker against Kansas City (11/23) and tied for the team lead with eight tackles. Starting in the middle at Philadelphia (12/10), he again topped his career high with 12 tackles, and a week later against the N.Y. Giants (12/17), Myles established a new career high with 15 tackles to lead the team. He recovered his first professional fumble in the fourth quarter at Arizona (12/25) leading to a Dallas touchdown. Myles recorded his first career sack against Philadelphia (1/7/96) in the Divisional Playoff Game and he started his first postseason game in the NFC Championship Game against Green Bay (1/14/96), where he registered a tackle, two quarterback pressures and a pass broken up. He had one tackle in Super Bowl XXX against Pittsburgh (1/28/96) before injuring his left knee. Myles had surgery on his knee and left shoulder in the offseason and, following rehabilitation, should return for the start of the 1996 season.

1994: Although Myles saw most of his action on special teams, he also saw playing time as the back-up middle linebacker in the regular and short yardage nickel defenses. He recorded his first defensive stop of the year when he saw action at both outside linebacker spots at Washington (10/2). He recorded two tackles while playing middle linebacker in the fourth quarter against Arizona (10/9), and he played in the middle in some nickel packages against Philadelphia (10/16), recording four tackles. In fourth quarter action against the N.Y. Giants (11/7), Myles recorded three tackles and a tackle for a loss while playing strongside linebacker. He recorded three stops at middle linebacker in some nickel defense packages against Cleveland (12/10), helping him finish the regular season with thirteen tackles, one tackle for a loss and a quarterback pressure. He took over at strongside linebacker in the first quarter of the NFC Championship Game at San Francisco (1/15/95) when Dixon Edwards suffered a dislocated shoulder. Myles recorded four tackles against the 49ers.

1993: Myles began the season on the physically unable to perform list because of a knee injury suffered during the Cowboys' victory in Super Bowl XXVII (1/30/93). Thanks to his rehabilitation program, he recovered ahead of schedule and returned to practice on Oct. 13. He returned to action at Philadelphia (10/31), recording four tackles in limited action at strongside linebacker during the second and fourth quarters. Throughout the rest of the season, Myles saw most of his action rotating in for Edwards at strongside linebacker, finishing with 17 tackles and a tackle for a loss.

1992: After missing almost all of the 1991 season with an injured shoulder, Myles rebounded in 1992 to provide a spark to the Cowboys' defense. As a backup strongside linebacker and a starter in the nickel defense, he contributed 21 tackles and his first professional interception. Myles played on second and long situations when Dallas went to five DB's against Phoenix (9/20), Philadelphia (10/5) and Seattle (10/11), recording nine



tackles and one quarterback pressure in that role. He replaced an injured Vinson Smith midway through the third quarter against the Raiders (10/25) and recorded four tackles. He closed out the regular season with his first career interception in the season finale against Chicago (12/27). Myles was also a 1992 mainstay on special teams, recording nine tackles. His season crashed to a halt early in Super Bowl XXVII, when he suffered torn ligaments and cartilage damage in his right knee.

1991: An old injury to his right shoulder limited him to participation in only three games. The source of the discomfort was a screw that was too long and tore at the muscle. After missing several weeks of training camp with the problem, Myles was placed on injured reserve Sept. 25 and underwent surgery Oct. 10, missing the rest of the season.

GAMES/STARTS (regular season, playoffs): 1991 (3/0), 1992 (16/0, 3/0), 1993 (10/0, 3/0), 1994 (15/0, 2/0), 1995 (16/11, 3/1). Total - 60/11, 11/1.

COLLEGE: An honorable mention All-America pick in 1989-90, Myles started 11 games at "Gatorback," a combination strong safety/outside linebacker in Florida's defense as a senior. He finished third on the team in sacks and tackles to earn All-Southeastern Conference honors in 1990. Named the "most underrated player in the country" by Sporting News prior to his junior year, Myles compiled 15 tackles for a loss, four interceptions, eight passes batted down, 3.5 sacks, three forced fumbles and one fumble recovery in his final 19 starts for the Gators.

PERSONAL: Godfrey Myles was a second-team all-state pick at Carol City High School in Miami. He also was selected to Florida's 35-man Super Squad that met a team of Georgia prep all-stars in the summer of 1987. Myles majored in sociology at Florida.

MYLES' COWBOYS TOTALS

Year	Tackles			Sacks	Tkl/ Loss	QB Press.	Passes Def.	For. Fum.		
	Solo	Ast.	Tot.							
1992	12	9	- 21	0.0	1(-1)	2	1	0		
1993	6	11	- 17	0.0	1(-1)	0	0	0		
1994	7	6	- 13	0.0	1(-1)	1	0	0		
1995	57	42	- 99	0.0	2(-8)	1	5	1		
Totals	82	68	- 150	0.0	5(-11)	4	6	1		
Playoffs										
1993	1	1	- 2	0.0	0	0	0	0		
1994	3	2	- 5	0.0	0	0	0	0		
1995	4	0	- 4	1.0	1(-1)	3	1	0		
Totals	8	3	- 11	1.0	1(-1)	3	1	0		
Pass Interceptions					Opponents' Fumbles Recovered					
Year	No.	Yds.	Avg.	Long	Year	No.	Yds.	Avg.	Long	TD
1992	1	13	13.0	13	1995	1	0	0.0	0	0
1995	1	15	15.0	15						
Totals	2	28	14.0	15						

SINGLE-GAME BESTS

Tackles - 15 vs. N.Y. Giants, 12/17/95
Solo Tackles - 8 vs. N.Y. Giants, 12/17/95
Assists - 7 vs. N.Y. Giants, 12/17/95



Nate Newton

Guard

6'3" ★ 320 ★ 12/20/61

Florida A&M

FA for '86 ★ 11th Year



PRO: Nate Newton began his professional career as a free agent signee of the Washington Redskins who was released on the final cut of the 1983 summer training



camp. After playing two seasons in the USFL and suffering through two of the worst seasons in Dallas Cowboys franchise history, Newton's perseverance has paid handsome dividends. He is the owner of three Super Bowl rings. He is regarded as one of the NFL's very best offensive guards, and he has been a member of the NFC Pro Bowl squad for each of the past four seasons. Newton, who possesses outstanding natural strength and quickness for a man of his size, has started 63 of the Cowboys last 64 regular season games at left guard. As a left guard and right tackle, he has started more regular season games on the Dallas offensive line (135) than any other current Cowboy. One of the most entertaining personalities in the Cowboys locker room, Newton is also one of the team's most popular figures with fans. In addition to his two All-Pro selections, he has been a mainstay on the All-Madden team since 1989.

1995: With the Cowboys' 27-17 win over Pittsburgh in Super Bowl XXX (1/28/96), Newton distinguished himself as one of 21 Dallas players who have served on the active roster of all three of the team's Super Bowl Champions in the 1990's. In addition to being a consensus All-Pro for the second straight season, Newton became the first Dallas offensive guard to earn four consecutive Pro Bowl trips since John Niland went to six straight Pro Bowls (1968-1973). Newton was a major contributor to an offensive line that was generally considered the best in the NFL. Three other players on the Dallas front joined Newton as 1995 Pro Bowl selections: Mark Tuinei (tackle), Ray Donaldson (center) and Larry Allen (guard). That unit paved the way for Emmitt Smith to earn his fourth NFL rushing title in five years with a club record 1,773 yards, while also enabling Smith to collect a club record eleven, 100-yard rushing games. Smith also set a new NFL record for single season rushing touchdowns with 25. The 1995 Dallas offensive line closed the year ranked second in the NFL in terms of fewest sacks allowed with 18, trailing only Chicago (15). The Cowboys also ranked second in the NFL in fewest yards lost due to sacks (118). The 18 sacks allowed by the Dallas offensive line established a new team record for fewest sacks permitted – breaking the standard set by the 1994 team (20 sacks). Dallas permitted no sacks in six of their 16 games in 1995, and two-sacks-or-less in 14-of-16 regular season games. Also in 1995, Troy Aikman was sacked a career-low 14 times – or one sack for every 32 passing plays in which Aikman was involved. The Dallas offensive line was also instrumental in helping the Cowboys to top NFL rankings in the following categories: first downs (first in the NFL with 22.8-per-game), yards-per-play (second, 5.8) and scoring (third, 27.2 points-per-game). In starting all 16 games in 1995, Newton extended his streak of consecutive regular season starts to 50 – dating back to 1992.

1994: In his ninth NFL season, Newton gained more individual honors and recognition than any previous year. In addition to earning his third straight Pro Bowl trip, he was also a consensus All-Pro. To punctuate his career-best season, Newton was also selected as the NFL Offensive Lineman of the Year by the NFL Alumni Association, while garnering his sixth straight All-Madden team selection. Newton started all 16 games at left guard while helping the Dallas offensive line establish a new team record by allowing just 20 sacks – for losses totaling just 93 yards. Dallas led the NFL in allowing the fewest yards in QB sacks (93) and the Cowboys were fourth in fewest sacks allowed (20). Emmitt Smith finished the year third in the NFL rushing race with 1,484 yards, and the Cowboys were fifth in the NFL in rushing yards-per-game, averaging 122.1 yards. Newton received a game ball in the Cowboys win over the Giants (11/7) in which Smith rushed for 163 yards on 35 carries and Aikman was not sacked in 24 passing attempts.

1993: In his second straight Pro Bowl season at left guard, Newton was again a key figure in clearing the way for Emmitt Smith's third straight rushing title. In each of Smith's three consecutive rushing title seasons (1991-93), the Dallas offensive line helped the Dallas running back gain 4,762 yards on the ground for an average of almost 1,600 yards per season. Newton earned a game ball for his blocking at Philadelphia (10/31) when Smith rushed for an NFL-season-high and club-record 237 yards. The Cowboys had the NFL's second ranked rushing offense, averaging 135.1 yards per game, en route to a second straight Super Bowl title. In Super Bowl XXVIII, the Cowboys offensive line was considered the biggest group to ever take the field in the NFL. With John Geseck substituting for the injured Mark Stepnoski, the Dallas offensive front averaged 316 pounds per man. During the regular season, Newton and Co. permitted the lowest number of sacks



in the NFC with 29 for losses totaling just 10.2 yards per game. In 16 regular season games, the Cowboys allowed more than two sacks in just three games. An All-Madden Team selection for the fifth straight year, he also earned second team All-Pro recognition from College & Pro Football Newsweekly.

1992: The emergence of young Erik Williams at right tackle enabled Newton to move back to his old left guard spot, and the switch resulted in the first of Newton's Pro Bowl selections. Newton and center Mark Stepnoski became the first Dallas offensive linemen selected to the Pro Bowl since 1982. While helping lead Smith to his second straight NFL rushing title (a Dallas record 1,713 yards), Newton began to establish himself as one of the game's premier guards. He earned a game ball for his performance against Philadelphia (11/1), a game in which Smith rushed for 163 yards – becoming the first NFL back to top the 100-yard barrier in over 50 tries against the vaunted Eagle defensive front. He also earned a game ball in the season opener vs. Washington (9/7), when Smith collected 140 yards against the defending Super Bowl Champion Redskins. Newton started 15 games, sitting out the season finale against Chicago (12/27) while resting a sore right knee.

1991: In his second year as the starting right tackle, Newton's play against some of the top defenders in the National Football League was a cornerstone, particularly down the stretch, in the Cowboys' drive to their first playoff trip since 1985. After missing the Giants (11/17) and Washington (11/24) games due to a sprained right knee, Newton played a big role in the Cowboys' six-game winning streak at the end of the year. Against a New Orleans (12/8) team that ranked second in the NFL in total defense, rush defense and pass defense, in addition to tying for third in the league in sacks, Dallas did not give up a sack and allowed Emmitt Smith to become the first back in 1991 to top 100 yards rushing against the Saints. In that game, Newton held New Orleans linebacker Rickey Jackson, who finished ninth in the NFL with 11.5 sacks, without a sack. The next week in the playoff-clinching win at Philadelphia (12/15), Newton limited All-Pro Reggie White to one sack, the Eagles only sack of the day and what proved to be the low sack output of the season for Philadelphia, who led the league in defense and sacks in 1991. In addition, Dallas ran behind Newton for most of the afternoon as Smith gained 122 yards, 98 in the second half, against Green Bay (10/6), which entered the game as the NFL's top run defense. Oilers defensive end William Fuller, who earned AFC Pro Bowl honors, was limited to one tackle and no sacks by Newton on Nov. 17. In five games in 1991, Newton lined up opposite a player who finished the year in the top 10 in sacks, allowing a total of two sacks in those battles.

1990: Early in the Cowboys' 1990 training camp, Newton successfully made the transition from left guard to right tackle. He went on to start all 16 games at right tackle and was named the Cowboys' Most Valuable Offensive Player by Pro Football Weekly. He was also the only Dallas offensive lineman to earn All-Pro votes from the Associated Press for his play in the Cowboys 7-9 season. In the two 1990 meetings between the Cowboys and Eagles, All-Pro Reggie White tallied three total tackles and no sacks while facing Newton at the right tackle spot.

1989: For the first time in his NFL career, Newton started every single game of a 16 game regular season schedule. He was the Cowboys regular left tackle throughout the year, and moved to right tackle during the 1990 training camp.

1988: Newton missed just one game due to injury in 1988, and started 15 games at left guard. In the last seven games of the season, he began a streak of 49 straight starts that lasted through to the latter portion of the 1991 season.

1987: Newton earned his first career NFL start in the 1987 opener – at left guard – in St. Louis (9/13), a 24-13 Cardinal victory. He started all 11 of the games (at left guard) he played in during the strike-shortened season.

1986: Newton signed on as a free agent with the Cowboys, and spent his first year in Dallas as a backup along the offensive line. He was active for all 16 games and played in 11 of those outings in a reserve capacity.

1984-85: Prior to joining the Cowboys, Newton played two seasons with the USFL's Tampa Bay Bandits.


1983: Newton originally signed with the Washington Redskins out of college as a free agent in 1983 but was released on the final cut.



GAMES/STARTS (regular season, playoffs): 1986 (11/0), 1987 (11/11), 1988 (15/15), 1989 (16/16), 1990 (16/16), 1991 (14/14, 2/2), 1992 (15/15, 3/3), 1993 (16/16, 3/3), 1994 (16/16, 2/2), 1995 (16/16, 3/3). Total – 146/135, 13/13.

COLLEGE: Newton played on both the offensive and defensive lines while winning four letters at Florida A&M. He was a team captain as a senior, when he was named all-conference.

PERSONAL: Nathaniel Newton, Jr. was an all-around athlete at Jones High School in his native Orlando, FL, where he participated in football, basketball, wrestling and track (shot put). Nate's younger brother Tim played nine years as a defensive tackle in the NFL with Minnesota, Tampa Bay and Kansas City. Nate served as a spokesman for the 1989 GTE/Cowboys Food Drive and enjoys teaching at youth football camps. In March, 1992, he spoke to the Drug Abuse Resistance Education graduation in Coppell, TX. He is one of the Cowboys' most popular figures among youngsters in the Metroplex, answering the call for several school assemblies on the importance of education. In 1995, Nate served as a celebrity escort for the Children's Cancer Fashion Show. He and wife Dorothy have a son, Nathaniel III (10/15/89).



Jay Novacek

Tight End

6'4" ★ 234 ★ 10/24/62

Wyoming

FA for '90 ★ 12th Year

84

PRO: Since arriving in Dallas six seasons ago, no other National Football League tight end has caught more passes (339) and only two have more yards receiving (3,576) than Jay Novacek. During that time, he has made five consecutive trips to the Pro Bowl, three as a starter, and was named the 1993 NFL Alumni Tight End of the Year. He is the only tight end in club history to make five Pro Bowl appearances, and with 339 career catches as a Cowboy, Novacek stands sixth on the club's all-time reception list (and should pass Bob Hayes – who stands fifth all-time with 365 receptions – in 1995). He has become the most prolific pass catching tight end in Dallas history, topping Doug Cosbie's club record of 300 receptions, and positioning himself to pass Cosbie's mark of 3,728 yards receiving this year (currently at 3,576). With a 50-catch season in 1995, Novacek can become the first tight end, and only the second player in club history, to record five seasons with 50-or-more receptions. Novacek also enters 1996 with four 100-yard receiving games as a Cowboy (six in the NFL), tied with Cosbie for the Dallas career record by a tight end. His reliable hands also serve Dallas kickers as the holder for field goals and extra points.

1995: Novacek came flying out of the blocks in 1995 and never looked back as he helped Dallas capture the Super Bowl XXX title, his third title in four years. Along the way, he led all NFC tight ends (third in the NFL) in receptions (62) and was second (fifth in the NFL) in receiving yards (705). For the fifth consecutive season, he was selected to the NFC Pro Bowl squad, and for the sixth-straight year, he posted 44-or-more receptions, tying for second on the team. He surpassed his career-high in receiving yards (664 in 1991) and fell just short of his career-high, and the tight end team-record, of 68 receptions (1992). All this earned him All-NFC honors from UPI. Novacek opened the season with three consecutive five catch games. At the N.Y. Giants (9/4), he went for a season-high 91 yards, his highest regular-season yardage total since Sept. 12, 1993 when he had 106 yards against Buffalo. The next week against Denver (9/10), three of his five catches came on third down and gave Dallas a first down – including one touchdown – continuing a string of third and fourth down success he has had over his career. Since 1990, Novacek has 94 third or fourth down catches for first downs, including 14 in 1995 – second among



Cowboys pass catchers. Week Three, on a key fourth quarter series at Minnesota (9/17) with Dallas trailing 10-9, Novacek was instrumental in giving the Cowboys a lead. First he hauled in back-to-back passes for 15 and 26 yards to set up a two-yard Emmitt Smith touchdown run, and then he added the first two-point conversion in club history with a diving reception of a Troy Aikman pass to put Dallas up 17-10. He opened the scoring with a two-yard touchdown catch on the opening drive against Arizona (9/24), before grabbing a season-high seven passes against Green Bay (10/8). In the Packers game, he recorded catch No. 300 and No. 301 as a Cowboy, moving past Cosbie to become the most prolific pass catching tight end in Dallas history. His only reception at Atlanta (10/29) was a one-yard touchdown grab, and then he led the team in receptions with a season-high tying seven catches for 55 yards against San Francisco (11/12). Novacek continued his hot streak with a six-catch game (67 yards) at Oakland (11/19), a four-catch game (52 yards) against Kansas City (11/23) – including a season-long 33-yard touchdown catch – and a five-catch day (46 yards) against Washington (12/3). In the Washington game, he topped his previous career-high of 664 receiving yards in a season. Novacek was slowed in December after spraining his right knee at Philadelphia (12/10) and underwent arthroscopic surgery on Dec. 23. After missing the regular-season finale at Arizona (12/25) – the first time he failed to suit up for a game in his Dallas career – he returned from surgery to start the Divisional Playoff Game against Philadelphia (1/7/96), contributing three receptions and an onside kick recovery. In Super Bowl XXX (1/28/96) he tied for the team lead with five receptions for 50 yards against Pittsburgh. He was the target of four consecutive Aikman passes at the end of the first quarter and start of the second quarter, including a three-yard TD grab to put Dallas up 10-0. It was the second time in his career he has scored the first Dallas touchdown in a Super Bowl (he also did it in SB XXVII). Despite coming off knee surgery, Novacek tied for the team lead with 13 postseason receptions, giving him 62 catches for 645 yards (10.4 average) and six touchdowns in his 13 game postseason career. He now stands third on the club's all-time postseason reception list, behind Irvin (74 receptions) and Drew Pearson (67).

1994: Although Novacek struggled with a pulled abdominal muscle, an injury that kept him out of the lineup at tight end for two games, he finished the season second to Brent Jones among NFC tight ends in receptions (47) and receiving yards (475) and earned a spot on the NFC Pro Bowl squad. His return to good health was evident at the end of the season as he hauled in 25 passes for 264 yards over the final four games of the year. Starting with five catches for 50 yards at New Orleans (12/19) and four for 38 yards at the N.Y. Giants (12/24) to close the regular season. Then, in the first round of the playoffs, Novacek set a Dallas playoff record with 11 receptions against Green Bay (1/8/95) (a record topped by Irvin the next week at San Francisco with 12). He also finished the day with 104 yards receiving, one of three Dallas receivers with 100-yards on the day (Irvin-111 and Alvin Harper-108), marking only the second time in NFL postseason history that has happened. He then added a five catch, 72-yard receiving day at San Francisco (1/15/95) in the NFC Championship Game. Novacek started the regular-season hot, leading the team with four receptions for 45 yards against Houston (9/11), the first time he had led the team outright in receptions in a game since Dec. 6, 1992 at Denver. That followed a six catch day at Pittsburgh (9/4) in the season opener. A key receiver for Dallas in clutch situations, Novacek recorded five receptions for 41 yards against Detroit (9/19) on Monday night, including four catches that came on third down and gave Dallas a first down. Novacek hauled in touchdown grabs at Washington (10/2) and against Philadelphia (10/16) before being slowed with a sprained abdominal muscle. That injury kept him out of the lineup at tight end against Cincinnati (10/30) and the N.Y. Giants (11/7), although he did hold for kicks. He returned to action at San Francisco (11/13) and recorded five receptions for 51 yards. In the closing seconds of a 19-14 loss to Cleveland (12/10), Novacek hauled in a five-yard catch on first-and-goal from the six-yard line, but he slipped on the wet turf and was stopped short of the end zone as time ran out.

1993: In 1993, Novacek finished third in the NFC, seventh in the NFL, among tight ends in receptions with 44. He started the season in fine fashion, hauling in eight passes for 106 yards against Buffalo (9/12). Two weeks later against the Packers (10/3), Novacek logged his 200th reception as a Cowboy among his six catches for 59 yards. On top of his receiving, Novacek returned to the holding duties on field goals and extra points he



had during the 1991 season. That proved important when the Cowboys traveled to Indianapolis (10/10). In that game, Dallas set up for a field goal with the ball at the Colts' 2-yard line, but instead of kicking, Novacek took the snap and dashed up the middle untouched for his first career rushing touchdown. Kept out of the end zone the first eight games of the season as a receiver, Novacek recorded his first touchdown reception of the year vs. Phoenix (11/14) on a one-yard pass from Bernie Kosar. Against Philadelphia (12/6), Novacek had a 65-game pass catch streak when he lined up at tight end snapped. It marked the first time since coming to Dallas that he was held without a catch. With the start of the postseason, Novacek re-emerged as an offensive threat, recording six receptions for 59 yards and a touchdown against Green Bay (1/16/94). His six-yard touchdown grab came with five seconds left before half time and put Dallas up 17-3. Against San Francisco (1/23/94) in the NFC Championship Game, he added four receptions for 57 yards and a touchdown, giving him four scores in five playoff games.

1992: In 1992, Novacek became the first tight end, and only the second player in club history, to record three seasons with 50-or-more receptions. Two key drives in 1992 exemplify how important Novacek's catches can be. The first was a 19-play drive covering 68 yards in 11 minutes and 11 seconds against Phoenix (9/20). On three separate occasions during that drive, he came up with critical third down receptions, keeping the drive alive. Later in the season, he played a vital role in Dallas' come-from-behind victory at Denver (12/6) when he had five catches for first downs on third down and caught three passes for 50 yards on a 77-yard drive to the game-winning touchdown late in the fourth quarter. His team-high seven catches for 87 yards at Denver were his best catch and yardage day on the season. Novacek began 1992 where he left off in 1991 by finishing with a career-high 68 receptions for 630 yards, surpassing the club season record for catches by a tight end of 64 set by Doug Cosbie in 1985. His 68 catches paced all NFL tight ends for the second time in three seasons, and his reception total was good for seventh overall in the NFC, earning him his second consecutive spot in the starting lineup at the Pro Bowl. Novacek also led all NFC tight ends and was second in the NFL in receiving yards. For the second year in a row Novacek earned first-team All-Pro honors and was also named All-NFC. In Super Bowl XXVII (1/31/93), Novacek scored the Cowboys first touchdown, a 23-yard reception, to tie the score at seven in the first quarter against Buffalo. He went on to lead the team in catches with seven, which also tied his single-game high for the season.

1991: Novacek posted big numbers early in the season. Against Green Bay (10/6) he had 121 yards receiving on a career-high 11 catches, which were the most in the NFC in 1991, tied the second most catches in a game in team history and matched the club record for a tight end set by Cosbie in 1985. In Detroit (10/27), Novacek caught 10 passes for a career-high 131 yards, the second most ever by a Dallas tight end to Cosbie's 159 receiving yards in 1985. Novacek's 49-yard reception against the Lions was the longest by a Dallas tight end since Cosbie's 61-yarder in 1983. Novacek's season was marred when he suffered a sprained left knee late in the fourth quarter against the N.Y. Giants (11/17). Heading into that Giants game, Novacek was fourth overall in the NFC in catches and led league tight ends in receiving yards. He was limited to holding for extra points and field goals in the next two games. After returning part-time to the offensive unit against Pittsburgh (11/28), Novacek returned to the starting lineup at Philadelphia (12/15), where he caught his 200th career pass. Despite the injury, Novacek surpassed his season career high for receiving yards of 657 in 1990 with 664 yards, and he led the NFC, placing second in the NFL, in both receptions and receiving yards by a tight end to earn his first trip to the Pro Bowl. In addition, he was named first-team All-Pro and was also named All-NFC. In the playoffs, he hauled in a game-winning touchdown grab on third-and-goal from the Bears' three-yard line in the fourth quarter of the first-round playoff at Chicago (12/29).

1990: Novacek became the first Dallas tight end to earn first-team All-Pro honors and was also named second-team All-NFC. He led the team in catches in five of the first eight games, despite missing most of the N.Y. Giants game (9/16) and playing only in passing situations at Washington (9/23) due to a sprained shoulder. He returned to start against the Giants at the Meadowlands (9/30) and snared a season-high nine passes. In addition, Novacek scored his first touchdown with the Cowboys on his 100th NFL grab in that Giants game. Dallas signed Novacek as a Plan B free agent from Phoenix in 1990 after he caught 81 passes for 1,048 yards and eight touchdowns with the Cardinals from 1987-89.



1989: Novacek finished fifth on the Cardinals in receptions with 23, including a season-high four at Washington (10/8) and against Tampa Bay (11/26).

1988: His best season with Phoenix came in 1988 when he grabbed 38 passes for 569 yards and four touchdowns. Novacek led NFC tight ends with 26 catches after seven weeks before a hamstring injury limited him the rest of the 1988 campaign. In the season's third game against Tampa Bay (9/18), he caught five passes for 102 yards, including a 42-yarder for a touchdown late in the fourth quarter to win the game. Two weeks later against the L.A. Rams (10/2), Novacek caught a season-high nine passes.

1987: He opened the 1987 season as the starting tight end and caught seven passes for 101 yards, the most by a Cardinals' tight end since 1974, against San Diego (9/20). However, a broken bone in his elbow in the sixth game forced him to miss five weeks.

1986: In 1986, he saw action in eight games after he sat out the first six games of the year with a broken thumb and the final two games with a strained knee.

1985: A sixth-round draft pick by the Cardinals in 1985, Novacek played mainly on special teams as a rookie.

GAMES/STARTS (regular season, playoffs): 1985 (16/0-Card.), 1986 (8/0-Card.), 1987 (7/4-Card.), 1988 (16/1-Card.), 1989 (16/1-Card.), 1990 (16/15), 1991 (16/12, 2/2), 1992 (16/16, 3/3), 1993 (16/16, 3/3), 1994 (16/14, 2/2), 1995 (15/15, 3/3). Total - 158/94, 13/13 (Dallas - 95/88, 13/13).

COLLEGE: An All-America at Wyoming, Novacek averaged 22.5 yards-per-catch on 33 receptions as a senior in 1984. He finished his collegiate career with 83 catches for 1,536 yards and four touchdowns, including an 83-yarder.

PERSONAL: Jay McKinley Novacek was an all-state quarterback at Gothenburg, NE, High School, where he was coached by his father Pat. The University of Wyoming record holder in the decathlon and pole vault, Novacek won the Western Athletic Conference championship in the decathlon in 1984. He also competed in the decathlon at the 1984 U.S. Olympic Trials. In April, 1991, Novacek won the team event and had the highest individual score in the NFL-National Cutting Horse Association Super Stakes, which matched a top cutting horse professional with an NFL player. He followed that with a third place showing in the 1992 competition and won the 1994 title. He also participated in a celebrity cutting horse competition to benefit Texas A&M's Children Therapeutic Program in 1991. Novacek hosts two one-week youth football camps at East Texas State University in Commerce, TX during the offseason. Jay and wife Yvette live on a 30-acre ranch in Sanger, TX, with their yellow Labrador dogs, Marlow and Teal, and own a ranch in North Platte, NE. Novacek donates his time to Happy Hills Farm, the Party Smart campaign, the Drug Abuse Resistance Education program and appeared on a "Stay in School" poster for the Dallas All Sports Association. His brother Jason, also an outstanding decathlete, was signed as a free agent tight end by Cincinnati in 1990 after playing at Fresno State.

NOVACEK'S NFL TOTALS

Year	Receiving				
	No.	Yds.	Avg.	Long	TD
1985 (Card.).....	1	4	4.0	4	0
1986 (Card.).....	1	2	2.0	2	0
1987 (Card.).....	20	254	12.7	25	3
1988 (Card.).....	38	569	15.0	42	4
1989 (Card.).....	23	225	9.8	30	1
1990.....	59	657	11.1	41	4
1991.....	59	664	11.3	49	4
1992.....	68	630	9.3	34	6
1993.....	44	445	10.1	30	1
1994.....	47	475	10.1	27	2
1995.....	62	705	11.4	33	5
Totals.....	422	4,630	11.0	49	30
Playoffs					
1991.....	5	58	11.6	25	1
1992.....	13	136	10.5	23	2
1993.....	15	142	9.5	20	2
1994.....	16	176	11.0	22	0
1995.....	13	133	10.2	25	1
Totals.....	62	645	10.4	25	6

Year	Rushing				
	No.	Yds.	Avg.	Long	TD
1988 (Card.).....	1	10	10.0	10	0
1993.....	1	2	2.0	2	1
Totals.....	2	12	6.0	2	1

Kickoff Returns

1985 (Card.).....	1	20	20.0	20	0
-------------------	---	----	------	----	---

SINGLE-GAME BESTS

Receptions - 11 @ Green Bay, 10/6/91
 playoffs - 11 vs. Green Bay, 1/8/95
 Receiving Yards - 131 @ Detroit, 10/27/91
 playoffs - 104 vs. Green Bay, 1/8/95
 Long Reception - 49 @ Detroit, 10/27/91
 playoffs - 25 twice @ Detroit, 1/5/92; and
 vs. Green Bay, 1/14/96
 TD Receptions - 2 @ Washington, 12/13/92
 playoffs - 1 six times, last vs. Pittsburgh,
 1/28/96



NOVACEK'S REGULAR SEASON TOP DAYS


Receptions

11	- @ Green Bay (10/6/91)
10	- @ Detroit (10/27/91)
* 9	- @ L.A. Rams (10/2/88)
9	- @ N.Y. Giants (9/30/90)
8	- New Orleans (12/2/90)
8	- Buffalo (9/12/93)
* 7	- @ San Diego (9/20/87)
7	- Philadelphia (10/28/90)
7	- Washington (9/9/91)
7	- @ Denver (12/6/92)
7	- Green Bay (10/8/95)
7	- San Francisco (11/12/95)

Yards Receiving

131	- @ Detroit (10/27/91) (10 rec.)
121	- @ Green Bay (10/6/91) (11 rec.)
106	- Buffalo (9/12/93) (8 rec.)
105	- Philadelphia (10/28/90) (7 rec.)
*102	- @ Tampa Bay (9/18/88) (5 rec.)
*101	- @ San Diego (9/20/87) (7 rec.)
* 92	- @ L.A. Rams (10/2/88) (9 rec.)
91	- @ N.Y. Giants (9/4/95) (5 rec.)
88	- Washington (11/22/90) (4 rec.)
87	- @ Denver (12/6/92) (7 rec.)

* with Cardinals



Dominique Ross

Running Back

6'0" ★ 203 ★ 1/12/72

Valdosta State

FA for '95 ★ 1st Year



PRO: Possessing the right blend of size, toughness and athletic ability, Dominique Ross has the necessary tools to keep a roster spot with the Dallas Cowboys. After joining the Cowboys as an undrafted free agent in 1995, Ross eventually earned a late season spot on the Super Bowl XXX championship team. He accomplished that feat by demonstrating a great work ethic and the willingness to become a very serious contributor to the Cowboys practice sessions as a member of the practice squad for 15 weeks. He will be given an opportunity to make the Cowboys roster once again as a reserve running back, and his mental toughness, hard-nosed style of play and perseverance could make him an exceptional special teams performer.

1995: Ross spent the entire training camp session in a heated battle for a back-up running back position behind Emmitt Smith and Sherman Williams. He did not earn a spot on the Cowboys opening day roster but was signed to the team's practice squad. His hard working contributions to the Cowboys practice sessions encouraged the Dallas coaches to bring Ross up to the active roster in the final week of the regular season. He was activated on Dec. 21 to provide depth at running back and on special teams. He participated in the season's final game – a nationally televised Monday night game on Christmas Day at Arizona (12/25) – as a member of the Cowboys special teams, recording two special teams tackles – including one on the opening kickoff on his first NFL play.

GAMES/STARTS (regular season, playoffs): 1995 (1/0, 0/0).

COLLEGE: An All-Gulf South Conference selection as a senior at Valdosta State, Ross led the team and set a single-season school record with 1,473 yards rushing and 13 touchdowns. He also caught 64 passes for 492 yards and three more scores. He had a three touchdown performance as a senior against Fort Valley State. Against Livingston, Ross set a school record with a 93-yard touchdown scamper and gained 249 yards on 11 carries (22.6 avg.) for the day. As a junior, Ross became the first player in school history to rush for over 1,000 yards in a season as he picked up 1,030 yards and 13 touchdowns on 167 carries. He had a season-high 30 carries for 218 yards and three touchdowns against Fort Valley State. As a sophomore he played in just nine games, but led the team with 734 rushing yards and 10 touchdowns on 153 carries.

PERSONAL: Dominique Ross lettered in football at Raines High School in Jacksonville, Fla. A communication arts major at Valdosta State, Ross was born on January 12, 1972.



Deion Sanders

**Cornerback/
Wide Receiver**

6'1" ★ 196 ★ 8/9/67

Florida State

UFA (SF) for '95 ★ 8th Year



PRO: On Sept. 9, 1995, the Dallas Cowboys made the biggest free agent move in the franchise's history – and perhaps the boldest maneuver in the three year history of NFL free agency – by signing Deion Sanders to a long term contract. In doing so, Dallas was able to secure the services of the game's most versatile players. On Feb. 20, 1996, weeks after helping the Cowboys to a Super Bowl XXX victory, Sanders announced he would be a full-time football player for the 1996 season – stepping away from his major league baseball career for the first time since 1989. His declaration of a football-only athletic year will enable him to attend a complete NFL training camp for the first time in his NFL career. More importantly, it will allow him the time and practice to learn the Dallas passing offense as he continues his pursuit of becoming the NFL's only two-way threat as a wide receiver and cornerback. Recognized as the league's most dominant coverage cornerback, Sanders is capable of single-handedly taking half of the field away from opposing offenses, and often teams simply refuse to throw the football his way. It would be difficult to dispute that claim based on his four Pro Bowl appearances, his coverage capabilities that include 32 career interceptions, his ability to make impact plays that have contributed to his 13 career touchdowns and his unmatched foot speed and quickness. As a receiver, his remarkable speed, natural instincts and great hands make him a dangerous offensive weapon. The numbers illustrate his explosiveness and versatility. In his seven previous seasons as a runner, receiver, defender, punt returner and kickoff returner, Sanders has gained an average of 18.1 yards every time he has touched the football in an NFL game. His 14 career touchdowns (including playoffs) have been scored in the following manner: interceptions (6), pass receptions (2), rushing (1), kickoff return (3) and punt return (2). Perhaps the one statistic that validates Sanders' importance as one of the game's greatest playmakers is his career interception return average of 26.8 yards-per-return on 32 career thefts. He is on the fast track to set an NFL standard that will be difficult to surpass. The all-time leader in that category (minimum of 50 interceptions) is Lem Barney, who averaged 19.2 yards-per-return. Sanders' athletic prowess extends beyond the football field, where he has six years of major league experience with the Yankees, Braves, Reds and Giants. He is the only player in sports history to participate in a World Series (Atlanta, 1992) and the Super Bowl (San Francisco, 1994 and Dallas, 1995). In 1996, Sanders will have the opportunity to play in 16 NFL regular season games for only the third time in his eight seasons. In 1996, Sanders joins Troy Aikman (first overall selection in 1989) and Broderick Thomas (sixth pick overall), as the Cowboys suit up three of the first six players drafted in 1989. Sanders was taken fifth overall that year by Atlanta.

1995: After signing with the Cowboys on Sept. 9, Sanders underwent arthroscopic surgery on his left ankle on Sept. 25. The ankle injury occurred on May 31 as Sanders was attempting to steal third base as a member of the Cincinnati Reds (he was traded to the San Francisco Giants on July 21). Sanders began non-contact practice work with the Cowboys on Oct. 4. He then made his first appearance, and start, in a Dallas uniform at the Georgia Dome (10/29) in the Cowboys 28-13 victory over the Falcons. In that game, he knocked away one pass in the end zone, while recording one reception for six yards as a wide receiver. His first interception as a Cowboy came one week later, stealing a second quarter Hail Mary attempt as time expired prior to the half in Dallas' 34-12 win over Philadelphia (11/16). During that Eagles game, he took a reverse handoff from Kevin



Williams on a punt return and advanced the ball 43 yards to set up a first quarter Dallas field goal. In Dallas' 34-21 win at Oakland (11/19), Sanders was extremely active, recording five tackles, an interception (which he returned 34 yards to set up a touchdown) and three passes defended. He also collected his first rushing attempt as a Dallas offensive player, gaining one yard on a reverse. He recorded a season-high six tackles at Philadelphia (12/10), while also hauling in a 19-yard reception on offense. He matched his season-high total for tackles (six) the following week in a 21-20 win over the Giants (12/17), while gaining eight yards on a reverse on offense. In addition to his consistently sound defensive coverage in the playoffs, Sanders had at least one big offensive play in each of the Cowboys three postseason victories. In the divisional playoff win over Philadelphia (1/7/96), Sanders electrified the Texas Stadium crowd with his first touchdown as a member of the Cowboys. He took a second quarter reverse 21 yards for Dallas' first touchdown of the game. The scoring play also marked Sanders first rushing touchdown – and first career playoff score of any kind – in the NFL. He also had a 13-yard reception and returned two punts for 21 yards. On defense he intercepted a Randall Cunningham pass that set up a Dallas touchdown. In the Cowboys 38-27 win over the Packers in the NFC Championship Game (1/14/96), Sanders caught a key third-down pass and ran for 35 yards on the Cowboys first scoring drive. In the Cowboys' 27-17 win over Pittsburgh in Super Bowl XXX (1/28/96), Sanders hauled in the longest Dallas pass reception of the postseason – a 47 yard bomb from Aikman that set up the Cowboys first touchdown of the game. He also had a pass deflection, a tackle and returned one punt for 11 yards to wrap up his second consecutive Super Bowl win. Sanders was an All-Pro selection by The Sporting News and second team All-NFC pick by the UPI.

1994: The 1994 NFL Defensive Player of the Year, Sanders signed with the 49ers Sept. 15 and played in 14 regular-season games, starting 12. He finished the season with 37 tackles and 15 passes defended, including six interceptions. As a member of the 49ers Super Bowl XXIX team, Sanders became the first athlete to compete in a World Series (Atlanta-1992) and a Super Bowl. Along the way, he tied Ronnie Lott's 1981 single-season team record of three interception returns for scores on plays of 74, 93 and 90 yards. The latter two established an NFL record of two-or-more interception returns for touchdowns of 90-or-more yards in a season. Sanders also set a single-season team record with 303 yards on interception returns. He made his 49ers debut at the L.A. Rams (9/18), and he was named NFC Defensive Player of the Week in his first start of the season vs. New Orleans (9/25) when he was credited with a season-high eight tackles and clinched the win with 0:32 remaining on a 74-yard interception-return for a score. At Atlanta (10/16), he posted the second-longest interception return in team history with a 93-yard score off a pick. Despite dislocating a finger against Dallas (11/13), he was credited with three tackles and three passes defended, including one interception. Against the Rams (11/20) he made four tackles and prevented a potential game-winning touchdown with an end zone pass defended in the final moments. He returned an end zone interception 43 yards and made three tackles at New Orleans (11/28). Credited with seven tackles and a pair of passes defended at San Diego (12/11), Sanders also added his third interception return for a touchdown on the season with a 90-yard return. He intercepted a pass and was credited with two tackles vs. Denver (12/17). In the postseason, Sanders was paid the ultimate compliment in the Divisional Playoff Game against Chicago (1/7/95) when the Bears did not attempt a single pass in his direction. Sanders played a huge role in the 49ers NFC Championship Game win over Dallas (1/15/95) as he defended five passes, including an interception at the San Francisco five yard-line. In Super Bowl XXIX (1/29/95), he was credited with four tackles and returned an interception 15 yards against the Chargers.

1993: Sanders played in 11 games for the Falcons in 1993 after finishing the baseball season. A Pro Bowl starter, Sanders led the NFC with seven interceptions and was named the NFC Defensive Player of the Month for November as he had two interceptions and six passes defended. He was the only player in the NFL to rush and catch a pass from scrimmage on offense, intercept a pass on defense and return punts and kickoffs during the 1993 season.

1992: Sanders was the NFL leader in Pro Bowl balloting at both cornerback and as a kickoff returner in 1992, but by league rules could only start at one position, getting the nod on defense. He led the NFL with a 26.7 yard kickoff return average and 1,067 yards.



He had a 99-yard kickoff return for a touchdown, the longest return in the NFC for the year, at Washington (9/13). Sanders dashed 73 yards for a score off a pair of laterals from Roman Fortin and Tony Smith at Buffalo (11/22). He scored his first NFL touchdown from scrimmage on a 37-yard reception from Wade Wilson at Tampa Bay (12/13). For the season, Sanders totaled 12 plays of 30-or-more yards (eight kickoff returns, two interceptions, one lateral and one reception).

1991: A Pro Bowl starter following the 1991 season, Sanders was the NFC Defensive Player of the Week twice during the regular season. First, following a 21-17 win over the L.A. Raiders (9/22) when he sacked Jeff Hostetler, forcing a fumble that was recovered for a touchdown, and intercepted a pass; and then again when he recorded his first two-interception game, in addition to five tackles, against Tampa Bay (11/17). Sanders earned Miller Lite Player of the Week honors with two interceptions, including one he returned 55-yards for a touchdown against Seattle (12/5).

1990: His 82-yard interception return against Houston (9/9) was the longest touchdown play in the NFL in 1990. Later in the season, he set a Falcons team record with a 79-yard punt return for a touchdown against Cincinnati (10/28). His 61-yard interception return for a touchdown clinched a Falcons win against Dallas (12/30).

1989: Originally drafted by Atlanta in the first round (fifth overall), Sanders signed with the Falcons Sept. 7 and marked his NFL debut against the L.A. Rams (9/10) by returning his first career interception 68 yards for a score. That touchdown established him as the only athlete in modern history to score an NFL touchdown and hit a major league home run in the same week, as he blasted a home run for the N.Y. Yankees five days prior to his first NFL game.

GAMES/STARTS (regular season, playoffs): 1989 (15/10-Atl.), 1990 (16/16-Atl.), 1991 (16/15, 2/2-Atl.), 1992 (13/12-Atl.), 1993 (11/10-Atl.), 1994 (14/12, 3/3-S.F.), 1995 (9/9, 3/3). Total - 94/84, 8/8 (Dallas - 9/9, 3/3).

COLLEGE: A two-time All-America at Florida State, Sanders was awarded the Jim Thorpe award as a senior. Sanders set Florida State career records with 287 interception return yards (14 ints.) and 1,429 punt return yards. He played on teams that won four bowl games during his career, and he scored six career touchdowns, three each on interception and punt returns. He was a member of the Seminoles' College World Series baseball team as a centerfielder, and a track & field standout who, as a freshman, was named Metro Conference's MVP after capturing the conference title in both the 100 and 200 meters. Sanders qualified for the Olympic Trials as a sprinter in 1988. One of his most memorable athletic performances was the day he played for the Seminoles baseball team in the first game of the Metro Conference tournament, went over to the track to run a leg on the 4x100 meter relay team while wearing his baseball pants, and returned to the diamond to slap the game-winning hit in the Seminoles' second game of the day. The Seminoles 4x100 relay squad included Sanders and NFL players Sammie Smith and Dexter Carter, in addition to world-class sprinter Arthur Blake.

PERSONAL: Deion Luwynn Sanders starred at North Fort Myers, FL, High School, where as a senior he passed for 839 yards and rushed for 499 as a left-handed option quarterback. He also picked off four passes as a cornerback, earning all-state honors. Sanders was also named all-state in basketball (24 ppg) and baseball. In addition to his athletic ability, Deion had a debut album "Prime Time" that was on the R&B charts for several months with the single "Must Be The Money" hitting the Top-10. He spent part of the 1994 football offseason supporting the release on tour as the opening act for Boyz II Men. He and wife Carolyn have two children, daughter, Diondra, and son, Deion Luwynn, Jr.

SANDERS' NFL TOTALS

Year	Solo	Tackles		Sacks	QB Pres.	Passes		For. Fum.	Fum. Rec.
		Ast.	Tot.			Def.	Fum.		
1989 (Atl.)	28	11	- 39	0.0	0	8	2	0	0
1990 (Atl.)	31	19	- 50	0.0	0	18	0	0	0
1991 (Atl.)	35	14	- 49	1.0	0	14	2	0	1
1992 (Atl.)	44	22	- 66	0.0	0	4	2	1	0
1993 (Atl.)	27	7	- 34	0.0	1	8	1	0	0
1994 (S.F.)	35	2	- 37	0.0	-	15	0	0	0
1995	22	6	- 28	0.0	0	10	0	0	0
Totals	222	81	- 303	1.0	1	87	7	1	1



Sanders' NFL Totals, Cont.

Playoffs

Year	Solo	Tackles		Sacks	QB Pres.		Passes Def.		For. Fum.	Fum. Rec.
		Ast.	Tot.		Pres.	Def.				
1991 (Atl.)	6	4	-	10	0.0	0	2	0	0	0
1994 (S.F.)	4	2	-	6	0.0	0	7	0	0	0
1995	5	2	-	7	0.0	0	3	0	0	0
Totals	15	8	-	23	0.0	0	12	0	0	0

Pass Interceptions

Year	No.	Yds.	Avg.	Long	TD
1989 (Atl.)	5	52	10.4	22	0
1990 (Atl.)	3	153	51.0	82t	2
1991 (Atl.)	6	119	19.8	55t	1
1992 (Atl.)	3	105	35.0	55	0
1993 (Atl.)	7	91	13.0	41	0
1994 (S.F.)	6	303	50.5	93t	3
1995	2	34	17.0	34	0
Totals	32	857	26.8	93t	6

Playoffs

1991 (Atl.)	1	31	31.0	31	0
1994 (S.F.)	2	15	7.5	15	0
1995	1	12	12.0	12	0
Totals	4	58	14.5	31	0

Punt Returns

Year	No.	FC	Yds.	Avg.	Long	TD
1989 (Atl.)	28	7	307	11.0	68t	1
1990 (Atl.)	29	13	250	8.6	79t	1
1991 (Atl.)	21	9	170	8.1	23	0
1992 (Atl.)	13	9	41	3.2	14	0
1993 (Atl.)	2	1	21	10.5	16	0
1995	1	1	54	54.0	43	0
Totals	94	40	843	9.0	79t	2

Playoffs

1991 (Atl.)	3	0	33	11.0	22	0
1995	4	2	38	9.5	11	0
Totals	7	2	71	10.1	22	0

Receiving

Year	No.	Yds.	Avg.	Long	TD
1989 (Atl.)	1	-8	-8.0	-8	0
1991 (Atl.)	1	17	17.0	17	0
1992 (Atl.)	3	45	15.0	37t	1
1993 (Atl.)	6	106	17.7	70t	1
1995	2	25	12.5	19	0
Totals	13	185	14.2	70t	2

Playoffs

1995	3	95	31.7	47	0
------	---	----	------	----	---

Rushing

Year	No.	Yds.	Avg.	Long	TD
1992 (Atl.)	1	-4	-4.0	-4	0
1995	2	9	4.5	8	0
Totals	3	5	1.7	8	0

Playoffs

1995	3	23	7.7	21t	1
------	---	----	-----	-----	---

Kickoff Returns


Year	No.	Yds.	Avg.	Long	TD
1989 (Atl.)	35	725	20.7	72	0
1990 (Atl.)	39	851	21.8	50	0
1991 (Atl.)	26	576	22.2	100t	1
1992 (Atl.)	40	1,067	26.7	99t	2
1993 (Atl.)	7	169	24.1	31	0
1995	1	15	15.0	15	0
Totals	148	3,403	23.0	100t	3

Playoffs

1991 (Atl.)	6	124	20.7	32	0
1994 (S.F.)	1	25	25.0	25	0
Totals	7	149	21.3	32	0

SINGLE-GAME BESTS

Interceptions - 2 four times, last vs. San Francisco, 12/11/93
 Long Interception Return - 93t @ Atlanta, 10/16/94
 Long Reception - 70t vs. Dallas, 11/21/93
 Punt Returns - 6 @ New Orleans, 11/25/90 and @ New Orleans, 12/3/92
 Punt Return Yards - 83 vs. L.A. Rams, 9/10/89
 Long Punt Returns - 79 vs. Cincinnati, 10/28/90; 68t vs. L.A. Rams, 9/10/89
 Kickoff Returns - 6 four times, last @ L.A. Rams, 12/27/92
 Kickoff Return Yards - 190 @ New Orleans, 12/3/92
 Kickoff Return Average - 42.3 @ San Francisco, 10/13/91
 Long Kickoff Returns - 100t @ San Francisco, 10/13/91; 99t @ Washington, 9/13/92
 73t @ Buffalo, 11/22/92



Jim Schwantz

Linebacker

6'2" ★ 240 ★ 1/23/70

Purdue

T(Chi) for '94 ★ 3rd Year



PRO: Jim Schwantz, who arrived from Chicago through a trade in 1994, has become a reliable reserve linebacker and a special teams contributor for the Cowboys. With the free agency departures of linebackers Dixon Edwards and Robert Jones, Schwantz will



be competing for increased playing time in 1996. Schwantz has an aggressive style which allows him to make plays all over the field. As one of the Cowboys special teams leaders, and with the opportunity for more defensive playing time, he should figure as a prominent contributor to any success Dallas has in 1996.

1995: Schwantz proved to be a valuable commodity to Dallas as he saw increased playing time at linebacker and made a considerable contribution on special teams, finishing third on the team with 23 special teams tackles. Schwantz was the only Cowboy to record double-digit special teams tackles during the postseason. He also finished with a career-high 15 defensive tackles and a pass defended. Schwantz saw second half action at the weakside linebacker spot at the N.Y. Giants (9/4), recording three tackles to go with his special teams tackle. He registered his first career pass defended against Denver (9/10), and then recorded three tackles against Arizona (9/24) while finishing second on the team with two special teams tackles. Schwantz received a special teams game ball against Green Bay (10/8) when he recorded four special teams tackles. He led the team with three special teams tackles against Kansas City (11/23). When Robert Jones and Godfrey Myles both left the Washington (12/3) game with injuries, Schwantz saw action at middle linebacker and recorded two tackles. He again led the team with three special teams tackles against the N.Y. Giants (12/17) and tied for the team lead with three special teams stops in the Divisional Playoff Game against Philadelphia (1/7/96). In the NFC Championship Game against Green Bay (1/14/96), he led the team with five special teams tackles, and he tied for the team lead with two special teams tackles in the Cowboys Super Bowl XXX victory over Pittsburgh (1/28/96).

1994: Schwantz was acquired by Dallas in a trade with Chicago on Aug. 28, 1994 for a sixth-round draft choice in 1996. He was inactive for seven of the first nine games of the season and saw his first action against Detroit (9/19), recording one special teams tackle. He saw fourth quarter action at strongside linebacker against Washington (11/20), recording three tackles, the first defensive tackles of his career. Schwantz tied for the team lead with three special teams tackles at Philadelphia (12/4), and he recorded a tackle against Cleveland (12/10) while splitting time with Myles at middle linebacker in the nickel defense. Schwantz registered one tackle playing in goal line situations and in the fourth quarter at strongside linebacker against Green Bay (1/8/95). He finished the regular season with four defensive tackles and five special teams tackles.

1993: Schwantz went to training camp with Chicago and spent his second consecutive season on the Bears' practice squad.

1992: Schwantz signed with Chicago as a rookie-free agent and spent the first fifteen games of the season on the Bears' practice squad. He was activated for the season finale at Dallas (12/27), where he recorded one special teams tackle.

GAMES/STARTS (regular season, playoffs): 1992 (1/0-Chi), 1994 (7/0, 1/0), 1995 (16/0, 3/0). Totals — 24/0, 4/0 (Dallas 23/0, 4/0).

COLLEGE: Purdue's MVP with 143 tackles and 12 tackles for a loss as a senior in 1991, Schwantz earned Big Ten Defensive Player of the Week honors vs. Northwestern when he had a 66-yard interception return for a touchdown. As a junior, he recorded 83 tackles. Schwantz finished second in the conference with 10 sacks and had a career-best 16 tackles against Notre Dame as a sophomore.

PERSONAL: James William Schwantz was selected the top defensive player in northwest Chicago by coaches after his senior year at William Fremd High School. He also batted .501 as a sophomore on the baseball team and started on the basketball team. He and wife Brenda have a daughter, Ashlynn Marie (9/11/94).

SCHWANTZ'S COWBOYS TOTALS

Year	Tackles			Sacks	Tkl/ Loss	QB Press.	Passes Def.	For. Fum.	Special Teams	
	Solo	Ast.	Tot.						Solo	Ast. - Tot.
1994	4	0	- 4	0	0	0	0	0	3	2 - 5
1995	13	2	- 15	0	0	0	1	0	12	11 - 23
Totals	17	2	- 19	0	0	0	1	0	15	13 - 28
Playoffs										
1994	0	1	- 1	0	0	0	0	0	0	0 - 0
1995	0	1	- 1	0	0	0	0	0	5	5 - 10
Totals	0	2	- 2	0	0	0	0	0	5	5 - 10



Darrin Smith

Linebacker

6'1" ★ 230 ★ 4/15/70

Miami

D-2B for '93 ★ 4th Year

59

PRO: Darrin Smith was drafted in 1993 after a stellar collegiate career that routinely displayed his intelligence, outstanding speed (4.5, 40-yard dash), natural instincts and playmaking ability. After three years with the Cowboys, Smith has proven himself to be a very valuable professional player for all the same reasons. Although he is somewhat smaller than the average NFL outside linebacker, Smith's skills are far above the norm. He was selected as a perfect fit for the Cowboys weakside linebacker spot because he played that same role as a collegian – in the same defensive scheme – at the University of Miami. His outstanding speed and tackling ability make him a dangerous and consistent playmaker for the Cowboys defense. Smith's winning heritage includes two national championships at the University of Miami (1989 and 1991) and a pair of Super Bowl titles in Dallas (1993 and 1995).

1995: As an exclusive rights free agent in 1995, Smith missed the first seven games of the year while negotiating a contract. He agreed to terms with the Cowboys on Oct. 14, and made his first appearance, and start, of the season in Atlanta (10/29). Prior to missing the early portion of the season, Smith had a string of 34 straight starts at weak-side linebacker for the Cowboys. In his second appearance of the year, he tied his season-high total for tackles with nine stops in the Cowboys win over the Eagles (11/6) at Texas Stadium. Smith also registered the first of his three sacks on the year in that Philadelphia game. He was a key element in one of the biggest plays of the Cowboys' 24-12 Thanksgiving Day win over the Chiefs (11/23). After a Tony Tolbert sack that jarred the ball loose from Chiefs QB Steve Bono, Smith picked up the loose ball and raced 63 yards to set up a game-clinching Dallas field goal. Smith's return of the Kansas City miscue tied the sixth longest fumble return in club history and the longest since Jim Jeffcoat returned a fumble 77 yards in 1989. In the final five games of the year, Smith averaged eight tackles per outing, including a three game stretch where he registered nine tackles-per-game against Washington (12/3), at Philadelphia (12/10) and against the N.Y. Giants (12/17). In the season finale at Arizona (12/25), Smith collected six tackles and two sacks – a figure that tied his single game career-best total for sacks. Despite playing only nine games, Smith finished the regular season ranked seventh on the team in tackles with 65. His three sacks led all Dallas linebackers. In the divisional playoff win over the Eagles (1/7/96), Smith sparked the Dallas defense with five tackles, a quarterback pressure, a pass defended and a forced fumble. The Cowboys defensive effort limited the Eagles to just 227 total yards in the 30-11 Dallas win. Smith registered six tackles in the Cowboys 27-17 triumph over Pittsburgh in Super Bowl XXX (1/28/96). The game marked the fourth national or Super Bowl title for Smith in the last seven seasons.

1994: Smith closed the year ranked fourth in total tackles (103) on the NFL's top ranked defense. He led all Dallas linebackers in sacks (four), while finishing fifth on the team in that department. He led all linebackers in passes defended (10) and ranked fifth on the team in that category. His two interceptions were tops among Cowboys linebackers, and tied him for fourth on the defensive unit. In addition, Smith was also the team's top linebacker in tackles behind the line of scrimmage with six for losses totaling nine yards. Smith closed the season with a very strong month of December. Against Cleveland (12/10), he had a career-high 15 tackles with nine solo stops. The following week at New Orleans (12/19), he gained national recognition on Monday Night Football by collecting his first two career interceptions, returning one of those thefts for a 13-yard touchdown in



the fourth quarter that sealed the 24-16 Dallas victory. Smith also added eight tackles and two passes defended in the Saints game, earning him NFC Defensive Player of the Week honors. His only other double-digit tackle performance of the year came against Detroit (9/19), when he recorded 10 stops. Smith registered the first multiple-sack game of his career with two sacks in Dallas' 34-7 win at Washington (10/2). Those two sacks marked the first time a Dallas linebacker had more than one sack in a game since Ken Norton pulled off a pair of sacks vs. Atlanta on Sept. 17, 1989. Smith also forced a fumble and recovered a fumble in the win at Washington.

1993: Smith disappointed no one as a rookie, starting 13 regular season games and three playoff games at the weakside linebacker post. For his efforts, he was a consensus All-Rookie selection after leading all NFL rookies with 93 tackles (fourth on the Dallas defense). Thrust into the starting lineup when Norton was shifted to middle linebacker, Smith made his first career NFL start against Green Bay (10/3), and he performed with the poise of a veteran from that point forward. He recovered two fumbles on the year and surfaced as one of the team's most consistent tacklers and pass defenders. Smith turned in his most productive outing of the year at Philadelphia (10/31), registering a season-high 14 tackles. He also had a double-digit tackle total against the N.Y. Jets (12/18) with a team-high 10 stops at the Meadowlands. He received a game ball in the 49ers game (10/17) after recovering a fumble and recording his first pro sack. Smith picked up his first career fumble recovery in his first career start as a pro (vs. Green Bay).

GAMES/STARTS (regular season, playoffs): 1993 (16/13, 3/3), 1994 (16/16, 2/2), 1995 (9/9, 3/3). - Total - 41/38, 8/8.

COLLEGE: As a senior, he was a member of the nation's top linebacking corps, joining Jesse Armstead (Giants) and Michael Barrow (Oilers). His senior year, Smith was named All-America, All-Big East and a finalist for the Butkus Award. As a junior in 1991, he shared the Big East Defensive Player of the Year Award with Syracuse's George Rooks. That same year, he registered a career-high 18 tackles in a 17-16 win over Florida State that helped secure one of the two national championships to which Smith contributed (Miami also won the title in 1989). He was the seventh linebacker selected in the 1993 NFL Draft (54th overall), and he closed his collegiate career with 401 total tackles, 26 tackles for lost yardage and 10 sacks.

PERSONAL: Prior to joining the Cowboys, Smith earned his MBA from Miami. Smith was a stand-out performer in football and track at Norland High School in Miami. He is an active member of the Fellowship of Christian Athletes and is very involved in community work in his hometown of Miami.

D. SMITH'S COWBOYS TOTALS

Year	Tackles			Sacks	Tkl/ Loss	QB Press.	Passes Def.	For. Fum.			
	Solo	Ast.	Tot.								
1993	49	44	93	1.0	1(-4)	4	4	0			
1994	51	52	103	4.0	6(-9)	2	10	1			
1995	43	22	65	3.0	0	4	0	0			
Totals	143	118	261	8.0	7(-13)	10	14	1			
Playoffs											
1993	8	3	11	0.0	0	1	1	0			
1994	8	4	12	0.0	0	1	1	0			
1995	6	7	13	0.0	0	3	1	1			
Totals	22	14	36	0.0	0	5	3	1			
Pass Interceptions				Opponents' Fumbles Recovered							
Year	No.	Yds.	Avg.	Long	TD	Year	No.	Yds.	Avg.	Long	TD
1994	2	13	6.5	13t	1	1993	2	0	0.0	0	0
						1994	2	11	5.5	11	0
						1995	1	63	63.0	63	0
						Totals	5	74	14.8	63	0

SINGLE-GAME BESTS

Total Tackles - 15 vs. Cleveland, 12/10/94
 Solo Tackles - 9 vs. Cleveland, 12/10/94
 Assists - 8 @ Philadelphia, 10/31/93
 Sacks - 2 twice, @ Washington, 10/2/94; and @ Arizona, 12/25/95
 Tackles for a loss - 2 vs. Philadelphia, 10/16/94
 Interceptions - 2 @ New Orleans, 12/19/94



Emmitt Smith

Running Back

5'9" ★ 209 ★ 5/15/69

Florida

D-1 for '90 ★ 7th Year

22

PRO: In just six seasons, Emmitt Smith has become one of the all-time, great running backs in NFL history, amassing 8,956 rushing yards, four NFL rushing titles, three Super Bowl titles and a league (1993) and Super Bowl XXVIII MVP award. When looking at Smith's career numbers, NFL history provides a short list of players with which to compare him. Smith already stands 13th in NFL history in yards rushing, and in 1996, he should become the 12th player (and second youngest) in league history to pass the 10,000 yard mark. With 96 career rushing touchdowns, Smith is fifth in NFL history and, with 100 total touchdowns, is tied for ninth in league annals. Already the only player in NFL history with five straight seasons with over 1,400 yards rushing, Smith and Jim Brown are the only players with six straight 10-touchdown seasons to start their career. With an NFL record 25 touchdowns in 1995, Smith scored 100 career touchdowns in just six seasons, the fastest anyone in league history has reached that mark (he tied Brown's NFL record by scoring 100 touchdowns in just 93 career games). Along with establishing an NFL record with 25 touchdowns in a season in 1995, Smith has also established NFL records for most touchdowns over a two (47 touchdowns), three (57), four (76), five (89) and six-year span (100). Smith is only the second player in Dallas history with three career 100 point seasons, and he is the only non-kicker to accomplish the feat. His value to the Cowboys' success can be seen in the club's 62-8 mark when he carries the ball 20-or-more times a game and 43-5 record when he rushes for 100 yards. The century mark has become a big number in Smith's career, having rushed for 100 yards in 118-of-189 games dating back to high school (45-of-49 at Escambia H.S., 25-of-34 at Florida and 48-of-106 at Dallas, including playoffs). With three 1,500 yard seasons under his belt, he can become the third runner in league history with four-or-more 1,500 yard seasons by topping that mark in 1996, and it would give him over 10,400 career yards, moving him into the 11th spot on the NFL's all-time rushing list. Smith currently trails only Tony Dorsett in a number of Dallas career rushing categories including yards (Dorsett-12,036), 100-yard days (Dorsett-43) and postseason yards (Dorsett-1,383). Included in Smith's 42 regular-season 100-yard rushing games are 10 of the top 14 performances in team history and 15 days with over 150 yards. In the postseason, Smith has accumulated 1,217 yards rushing, including six career 100-yard rushing days – a Cowboys postseason record and tied for the most in NFL history with John Riggins and Thurman Thomas. Smith has the club record with 96 rushing touchdowns in the regular season, and he has another 18 postseason touchdowns to top all Dallas players in playoff touchdowns and points (108). Not limited to rushing and scoring, Smith is seventh on the Cowboys all-time reception list with 301 career catches.

1995: The 1995 season was a record breaking year for Smith as he established an NFL mark for touchdowns in a season with 25, topping John Riggins' mark of 24 set in 1983. Smith is only the fourth player to lead the NFL in touchdowns for three-or-more seasons in his career, joining Don Hutson (eight seasons) and Jim Brown and Lance Alworth (three). In recording his fifth-straight, 1,000 yard season, Smith led the NFL in rushing with 1,773 yards, the 10th best rushing season in NFL history, and the fourth time in five years he has captured the league's rushing crown. He also led the NFL in total yards from scrimmage (2,148), rushing attempts (377) and scoring (150 points) – the first non-kicker to lead the league in scoring since Jerry Rice in 1987 (he became the first non-kicker to ever lead Dallas in scoring in back-to-back seasons). All these on-field contributions



earned Smith consensus All-Pro honors for the fourth straight season (first Dallas offensive player chosen four straight times since Ralph Neely from 1966-69) and his sixth consecutive Pro Bowl selection, joining Mel Renfro as the only Dallas players selected in each of their first six seasons in the league. Included in Smith's assault on the record books in 1995 were the following Cowboys single-season records:

	New Mark	Old Mark	
Rushing Yards	1,773	1,713	(Smith, 1992)
Rushing Attempts	377	373	(Smith, 1992)
100-yard Rushing Games	11	9	(Dorsett, 1981)
Touchdowns	25	22	(Smith, 1994)
Rushing Touchdowns	25	21	(Smith, 1994)
Points	150	132	(Smith, 1994)
Consecutive Games w/ TD	11	9	(Smith, 1993-94)
Rushing/Receiving Yards	2,148	2,048	(Smith, 1992)
Rushing/Receiving Attempts	439	432	(Smith, 1992)

Smith opened the season on an appropriate note, taking his first carry 60 yards for a touchdown at the N.Y. Giants (9/4) and earning NFC Offensive Player of the Week honors. In that game, he rushed for 163 yards and four touchdowns, tying the club record for touchdowns in a game, and he broke Dorsett's club record of 72 career rushing scores by logging touchdowns number 72, 73, 74 and 75. Smith came back the next week against Denver (9/10) to run for 114 yards and record his 80th career touchdown, reaching that mark in his 79th career game, faster than Brown's NFL record of 81 games. A touchdown was again Smith's calling-card at Minnesota (9/17) when he reached the end zone in the fourth quarter to put Dallas ahead 17-10 and again in overtime with the game-winning score on a 31-yard run. On the day, he had 150 yards, including 123 yards and both touchdowns on 12 second half carries, and earned NFC Offensive Player of the Week honors. Smith rounded out September, a month in which he would earn NFC Offensive Player of the Month honors, with his fourth-consecutive 100-yard day to start the season, a 116 yard effort against Arizona (9/24). In posting four-straight 100-yard days, Smith tied Dorsett's club record, and with two rushing touchdowns, he extended his club record by scoring in his 11th consecutive game (tying Lenny Moore of the Colts for the third longest streak in NFL history). Late in the Cardinals game he suffered a bruised ulnar nerve and ruptured bursa sac in his left elbow, but he bounced back at Washington (10/1) to rush for 95 yards and lead the team with a season-high eight receptions. He had a season-high 31 carries for 106 yards and two touchdowns against Green Bay (10/8) before establishing a new club record with his 87th and 88th career touchdowns when Dallas traveled to San Diego (10/15). When the Cowboys traveled to Atlanta (10/29), Smith became the 20th player in NFL history to surpass the 8,000 yard mark for his career when he rushed for a season-high 167 yards. He recorded his second-consecutive 150-yard rushing day, and fourth of the season, with 158 yards and two scores on 27 carries against Philadelphia (11/6). When the Cowboys visited Oakland (11/19), Smith visited the end zone three times while adding 110 yards rushing, his ninth 100-yard rushing day of the season - tying Dorsett's club record for 100-yard games in a season. Smith left the Thanksgiving Day game against Kansas City (11/23) in the third quarter with a sprained left knee, but not before scoring his 21st rushing touchdown of the season to tie his club record. A true iron-man, Smith has started 104-of-106 career games in Dallas, including postseason. He bounced back from the sprain the following week to set a club record with his 22nd touchdown of the season while gaining 91 yards on 21 carries against Washington (12/3). With 108 yards and a touchdown at Philadelphia (12/10), Smith logged his 10th 100-yard rushing day of the season to set a new club record, while also scoring his 23rd touchdown of the year and 138th point, also club records. The next week against the N.Y. Giants (12/17), Smith tied the NFL record with his 24th touchdown of the season, and his 103 yards rushing gave him his 11th 100-yard day of the season, extending his club record and tying the second most in a season in NFL history. The final record-breaking touchdown of the regular-season came on Christmas night at Arizona (12/25) when Smith logged his 25th rushing touchdown of the season, tying his club record with a touchdown in his 11th consecutive game. In that game, Smith led the team in rushing for the 26th consecutive game, and for his career he has led the team in rush-



ing in 85-of-93 regular-season games. In the postseason opener against Philadelphia (1/7/96), Smith rushed for 99 yards and a touchdown to become the fifth player in NFL history to accumulate 1,000 postseason rushing yards in a career. In the NFC Championship Game against Green Bay (1/14/96), Smith tied a career-high and set a Dallas postseason record with 35 carries, and he set a new club record with three touchdowns, including two key fourth quarter scores to give Dallas the lead and the win. He ran for 150 yards and recorded a club-record with 37 combined rushing/receiving attempts. When Dallas captured the Super Bowl XXX title with a win over the Pittsburgh Steelers (1/28/96), Smith capped the season the way he began it with two second half touchdowns to give Dallas a 27-17 win. His two scores gave him 18 career postseason touchdowns, tying him for the NFL record with Thurman Thomas, and also gave him a seven-game scoring streak in postseason play, tied for the second longest in NFL history. Smith has now scored in 36 of the last 38 games, including postseason.

1994: Smith had one of the league's best scoring seasons in 1994, accumulating an NFL high 22 touchdowns and tying for second in scoring (132 points), and along the way he became the first non-kicker to lead Dallas in scoring since Bob Hayes and Dan Reeves tied for the team lead in 1967. His 22 total touchdowns, 21 rushing touchdowns and 132 points were all Dallas single-season club-records at the time, and his 22 total touchdowns tied the fourth highest single-season mark in league history. He didn't slack off in the rushing department, grinding out the third-highest rushing total in the league at 1,484 yards on a league-high 368 carries. The team felt comfortable giving the ball to Smith because, for the year, he did not lose a fumble in the 449 times he touched the football on carries and catches. Smith also finished third in the NFL in total yards from scrimmage with 1,825, accomplishing all these feats despite struggling with hamstring injuries that kept him out of all or part of five games during the season. Smith opened the season with a bang at Pittsburgh (9/4), recording a season-high 171 yards rushing and one touchdown on 31 carries against a Steelers' defense that would finish second in the NFL in total defense in 1994. In just his 65th career game, Smith passed the 6,000 yard mark for his career with 143 yards vs. Detroit (9/19). It was the fastest a Dallas runner had ever reached that mark (Dorsett in 73 games was the previous mark). Smith also added a season-high seven receptions against Detroit to lead the team. In back-to-back games at Washington (10/2) and against Arizona (10/9), Smith notched two first-half rushing touchdowns, despite pulling a hamstring in the first half against the Redskins that limited him to nine carries and 22 yards against the Cardinals. Smith moved past Don Perkins (6,217 yards) and into second place on the Cowboys all-time rushing list with 106 yards against Philadelphia (10/16) – his fifth straight 100-yard game against the Eagles and a club record for consecutive 100-yard games vs. one opponent. When the Cowboys traveled to Cincinnati (10/30), Smith had a nine game touchdown streak and seven game rushing touchdown streak stopped when he was held out of the end zone, despite rushing for 92 yards. Always a workhorse, Smith established a club-record with 35 carries vs. the N.Y. Giants (11/7), while scoring two touchdowns and picking up 163 yards. The next week at San Francisco (11/13), Smith moved into second on the club's all-time carry list, passing the 1,500 career carry mark in his 72nd career game. Smith moved past the 1,000 yard mark for the fourth consecutive season with 85 yards and two touchdowns vs. Washington (11/20), and four days later on Thanksgiving Day against Green Bay (11/24), Smith amassed 208 totals yards (113-rushing, 95-receiving) on 38 carries and catches while scoring twice. His 95 yards receiving were a season-high and included a season-long 68-yard catch. When Smith reached the end zone twice at Philadelphia (12/4), it gave him 19 touchdowns for the season, breaking the single-season club-record. The following week against Cleveland (12/10), Smith became the first back to top the 100-yard rushing barrier against the Browns in 1994 when he picked up 112 yards and a touchdown – moving him past the 7,000 yard rushing mark for his career. He also added his first receiving score of the year, marking the sixth consecutive week he had posted two scores. Smith picked up 74 yards and his 22nd touchdown of the season at New Orleans (12/19) before pulling his left hamstring late in the third quarter. Smith missed the only start of his career due to injury in the season finale at the N.Y. Giants (12/24), but he returned to action in the Cowboys playoff win over Green Bay (1/8/95), picking up 44 yards on seven first quarter carries (6.3 avg.) before re-aggravating his left hamstring late



in the first quarter. Nursing that sore hamstring, Smith picked up 74 yards and two touchdowns on 20 carries at San Francisco (1/15/95) in the NFC Championship Game before pulling his right hamstring in the fourth quarter. An All-Pro for the third straight year, that injury kept Smith from playing in his fifth-consecutive Pro Bowl, despite being selected.

1993: The list of honors and awards for Smith from 1993 goes on and on following one of the most outstanding performances by a running back in league history. Recipient of the NFL MVP Award from: Associated Press, *The Sporting News*, *Pro Football Writers of America*, Miller Lite, the ESPN "ESPY" Awards, *Pro Football Weekly* and *Pro Football Digest*. United Press International, *Pro Football Weekly* and *College & Pro Football Newsweekly* named him NFL Offensive Player of the Year. Smith also received the Bert Bell Award from the Maxwell Club as the Player of the Year; consensus All-Pro honors; NFL Alumni Running Back of the Year recognition and the Super Bowl XXVIII MVP award. Smith became only the fourth player to win three straight league rushing titles and the first since Earl Campbell turned the trick from 1978-80 (Jim Brown 1957-61 and 1963-65 and Steve Van Buren 1947-49 were the others). Smith also led the NFL in total yards from scrimmage with 1,900 (1,486 rushing/414 receiving), outdistancing runner-up Thurman Thomas of Buffalo (1,702) by almost 200 yards, and with a 5.3 yard-per-carry average, the highest average by a Dallas running back since Duane Thomas posted a 5.3 average in 1970. Second on the team with 57 receptions, Smith finished fourth in the NFC in catches among running backs. He missed the first two regular season games and three starts because of contract negotiations, signing his contract on Sept. 16 and seeing limited action at Phoenix (9/19). Smith returned to the starting line-up against Green Bay (10/3) and, in his 50th career game, became only the fifth Dallas running back to reach the 1,000 career carry mark – the fastest to that point of any running back in team history. The following week, Smith recorded his first 100-yard rushing day of the season with 104 yards on 25 carries at Indianapolis (10/10). It was a sign of things to follow as he established a new club-record with 237 yards rushing (on 30 carries) at Philadelphia (10/31) to nab NFC Offensive Player of the Week honors and post the highest rushing total in the NFL in 1993. That day in Philadelphia, he eclipsed Dorsett's club mark of 206 yards set against the Eagles (12/4/77) and tied Jim Brown for the sixth best single-game rushing performance in NFL history. It was also the highest single-game rushing total in the NFL since Walter Payton ran for 275 yards against Minnesota on Nov. 20, 1977. His 62-yard touchdown run to finish the game was the Cowboys' longest run of the season. The next week when Aikman went down with a pulled hamstring against the Giants (11/7), the Cowboys offense turned to Smith to carry the load. He responded with 182 yards of total offense vs. Phoenix (11/14) (24 carries, 80 yards, 1 touchdown and four receptions for 102 yards), including a career-long 86-yard catch from Bernie Kosar. It was his second career 100-yard receiving day. Things didn't go as well the following week when he suffered a bruised right quadrecep at Atlanta (11/21) in the second quarter and missed the remainder of game. He finished with a career-low one carry for one yard. Despite the injury, he ran for 51 yards on 16 carries and added 46 yards on nine receptions four days later against Miami (11/25) in the annual Thanksgiving Day game. In that game, he moved past the 5,000 yard barrier in his 57th career game – the fastest ever by a Dallas back. Smith went on to garner the NFC Offensive Player of the Month award for December, the third consecutive December he had won the award. During Dallas' final five game march to the playoffs, Smith amassed 115 carries for 688 yards (6.0 average) and two touchdowns to go along with 24 receptions for 142 yards and a touchdown. He started the streak by recording the second highest rushing total ever by a Cowboy at Texas Stadium with 172 yards on 24 carries vs. Philadelphia (12/6). For the season Smith logged 409 yards rushing in two games vs. Philadelphia to join O.J. Simpson (469 yards rushing vs. New England in 1973) as the only players to record over 400 yards rushing against one opponent in the same season. Including that game against Philadelphia, Smith would record three of the top eight rushing days of his career in the final five weeks. The second of those came against the Redskins (12/26) when he ran for 153 yards, and the third came in one of the most memorable games in Cowboys history when Smith carried Dallas to the NFC East title in a 16-13 overtime win at the N.Y. Giants (12/9/94). Despite separating his right shoulder late in the second quarter – an injury that required surgery March 1, 1994 – Smith ran for 168 yards and caught 10 passes for another 61



yards to establish a club record for rushing-receiving attempts in a game at 42. Smith gained 78 yards on 17 carries/catches after the injury, including 41 yards on nine runs/receptions in Dallas' 12-play, 52-yard drive to the game winning field goal in overtime. In the two playoff games leading up to Super Bowl XXVIII, Smith struggled with his injury, but still managed 148 yards against Green Bay (1/16/94) and San Francisco (1/23/94). It was in Super Bowl XXVIII against Buffalo (1/30/94) where Smith capped his storybook season, capturing MVP honors for leading Dallas to its second consecutive NFL title. For the second consecutive year, he topped the 100-yard rushing mark in the Super Bowl, gaining 132 yards - 91 yards and two touchdowns in the second half as Dallas scored 24 unanswered points. It was the 100th 100-yard rushing day of Smith's football career (high school, college, pro). Following the season, Smith was selected to his fourth consecutive Pro Bowl.

1992: In 1992, Smith first set a Dallas rushing record with 1,713 yards and Cowboys standards for rushing touchdowns (18) and total touchdowns (19), while leading the league in all three categories. Smith posted the 11th best rushing season in NFL history and was the first NFL player since Walter Payton in 1984-85 with consecutive 1,500-yard rushing seasons. Not to limit his heroics to the ground, Smith also posted 59 receptions, tops in the NFC and third in the NFL among running backs, for 335 receiving yards. Smith's 2,048 yards from scrimmage set a new Dallas record, led the NFC and was second in the NFL. Smith also established a Dallas mark for rushing attempts with 373 and rushing/receiving attempts with 432. Smith opened the season with 140 yards on the ground in a Monday night win over the defending Super Bowl champion Redskins (9/7), earning NFC Offensive Player of the Week honors and becoming the first player to rush for over 100 yards against the Redskins in three consecutive games. Later in the season, he had a streak of five straight games with over 100 yards rushing at Texas Stadium snapped against Seattle (10/11). Smith had surpassed the previous club mark of four straight 100-yard rushing performances at home against Phoenix (9/20). After bruising his hip in the third quarter against the Raiders (10/25), he missed two plays but returned to rush for 79 yards and two touchdowns, giving him 152 yards and three touchdowns on the day. His three touchdowns at the Raiders, which he would match two weeks later at Detroit (11/8), tied for the NFC-high in 1992 and earned him NFC Offensive Player of the Week honors. Smith started November, a month in which he would earn NFC Offensive Player of the Month honors, facing a tough Philadelphia defense (11/1) which was ranked first in the NFL in yards allowed going into the game. Smith broke loose for 163 yards, becoming the first 100-yard rusher against the Eagles in 53 games, a streak that dated back to Sept. 17, 1989. Smith had his team-record 34-game streak of leading the team in rushing yards end against the Lions (11/8). Against the Rams (11/15), Smith matched Dorsett's 1981 record by reaching 1,000 yards rushing in a season in 10 games, the fewest in team history. A week later, Smith demonstrated his versatility when he hauled in a career-high 12 catches at Phoenix (11/22), which were the second most in team history. On Thanksgiving Day against the Giants (11/26), Smith had a long day, recording a season-long 68-yard touchdown run and a season-long 26-yard touchdown catch. With Denver Head Coach Dan Reeves watching from across the field, Smith tied the single-season touchdown mark Reeves had established in 1966 by popping into the end zone with 2:47 remaining to give the Cowboys a 31-27 come-from-behind win over the Broncos (12/6). Smith wrapped up the regular season with 174 yards rushing at Atlanta (12/21), an NFC-high for 1992, and in the regular season finale, earned NFC Offensive Player of the Week honors against Chicago (12/27) when he ran for 131 yards and claimed the league rushing title. For his late season display he was named NFC Offensive Player of the Month for December, making him the first NFL player to earn the honor in consecutive months. He strung together three 100-yard rushing games in the playoffs (114 against the Eagles, 114 against the 49ers and 108 against Buffalo). His three straight postseason 100-yard rushing days established a club record and tied for the third longest postseason streak in league history. With his performance against Buffalo in Super Bowl XXVII (1/31/93), Smith became the first Dallas player to rush for 100 yards in a Super Bowl. After the season, Smith earned consensus All-Pro and All-NFC honors.

1991: Smith first led the NFL in rushing in 1991, when he gained 1,563 yards, becoming the first Cowboys player to lead the league in rushing. At 22 years and seven months



of age, he became the youngest player in league history and 28th overall to rush for over 1,500 yards in a season, and that performance helped earn him a starting spot in the Pro Bowl. With 365 carries, he led the NFL, becoming the 19th player in league history to record over 350 carries in a season. Smith, the third youngest player to reach the 500 carry plateau, joined Walter Payton and Barry Sanders as the only players to do so before their 23rd birthday. His eight 100-yard rushing games in 1991 were the second most in team history. Smith scored on a career-long 75-yard dash, the longest run in the NFC in 1991, and averaged a career-high 10.2 yards-per-carry in posting a 112 yard rushing game against Washington (9/9). Slowed by a stomach virus most of the game, he was still able to come off the bench to record a team-high eight receptions, including his first career touchdown catch. Against Phoenix (9/22), Smith earned NFC Offensive Player of the Week honors by putting together the fourth best rushing day in Cowboys history with 182 yards rushing and two touchdowns, including a 60-yard touchdown run. With his 75 and 60-yard runs, Smith became the second player in team history to have more than one 60-yarder in the same season (Dorsett had an 84 and 77-yard run in 1977). Smith played five games against the top three run defenses in the league (No. 1 - Philadelphia, No. 2 - New Orleans and No. 3 - Washington), but against the Redskins (11/24), Smith rushed for 132 yards, his second 100-yard game against the Redskins in 1991 and the only two 100-yard games allowed by the Super Bowl Champions, on 34 carries. Four days later he gained 109 yards against Pittsburgh (11/28), and the following week he became the only player to gain 100 yards rushing against the Saints (12/8) by picking up 112 yards. With three straight 100-yard rushing games, Smith matched the second longest streak in team history. Smith's 160 yards and two touchdowns rushing against Atlanta (12/22) allowed him to surpass Sanders and Thomas to win the league rushing title. Smith also finished second in the NFC (third in the NFL) in yards from scrimmage, second in the NFL in touchdowns (13) and rushing touchdowns (12). For all his late season heroics in the Cowboys playoff drive, Smith was named NFC Offensive Player of the Month for December. He opened the playoffs in Chicago (12/29) by recording 105 yards against a Bears' team that had never allowed a running back to go over the century mark in post season play, a record dating back to 1932 and spanning 27 games.

1990: Despite missing training camp and the preseason in 1990, Smith finished fifth in the NFC and 10th in the NFL with 937 rushing yards, tops among rookies. In addition, his 11 rushing touchdowns led NFL rookies, placed third in the NFC and fifth in the NFL. Smith earned his first professional start against the Giants (9/16) after little more than a week with the club, and the following week at Washington (9/23), he scored his first NFL touchdown. Smith's 241 carries broke Dorsett's rookie club record of 208 carries set in 1977, and his three 100-yard rushing games were the second most ever by a Cowboys' rookie. A vital part of the Cowboys four-game win streak late in the season, Smith caught four passes for a career-high 117 yards against the Rams (11/18) in game one of the streak. Four days later he scored on a 48-yard scamper on his way to a season-high 132 yards rushing against Washington (11/22). Facing Phoenix (12/16), Smith rushed for 103 yards and a career-high four touchdowns to tie the club record for rushing and total touchdowns in a game. The first rookie halfback to start for the Cowboys since Ron Springs in the 1979 season opener, Smith was named NFL Offensive Rookie of the Year by AP, *Football News*, *Pro Football Weekly* and Pro Set Trading Cards and was a consensus All-Rookie selection. He also became the first Cowboys player to participate in the Pro Bowl since Herschel Walker in 1988.

GAMES/STARTS (regular season, playoffs): 1990 (16/15), 1991 (16/16, 2/2), 1992 (16/16, 3/3), 1993 (14/13, 3/3), 1994 (15/15, 2/2), 1995 (16/16, 3/3). Total - 93/91, 13/13.

COLLEGE: An All-America and three time All-SEC selection at Florida, Smith established 58 school records in three seasons, including a career rushing mark of 3,928 yards. He surpassed the 1,000-yard rushing mark in his seventh game, earlier than any player in college football history. He also became the second freshman to finish in the top 10 in the Heisman Trophy balloting (Herschel Walker was the other) and earned Freshman of the Year honors from UPI and *The Sporting News*. In 1989, he set a school single-game rushing mark with 316 yards against New Mexico on his way to a school-record 1,599 yards rushing for the season. In three seasons, he became the fifth leading all-time rusher in SEC history and led the Gators in receiving two-of-the-three seasons.



PERSONAL: Emmitt J. Smith, III was a consensus All-America running back and prep Player of the Year by *Parade Magazine* and *USA Today* as a senior at Escambia, FL, High School. He posted the third highest career rushing and scoring totals in national high school history with 8,804 yards and 106 touchdowns. He also averaged 7.8 yards-per-carry, ran for over 100 yards 45 times and recorded only six fumbles. In 1986, he represented the nation's prep football players at the White House as part of the "Just Say No" anti-drug campaign. In 1992, he started the Emmitt Smith Charity Golf Tournament, played each March in Pensacola, FL, with the money going to help numerous groups in the Pensacola area. He was a Miller Lite NFL Player of the Year finalist in 1991, 1992, 1994 and 1995 and the 1993 winner, donating all money received through the awards to the Sickle Cell Anemia Foundation. Smith also works with the Salvation Army, American Lung Association, the Battered and Abused Children's Foundation and B.A.D. (Boxes Against Drugs). He also makes speaking engagements at schools in the Dallas/Fort Worth area and in Pensacola. In May 1994, a celebrity 25th birthday party was held for Emmitt with proceeds from a fundraising auction given to the "I Have a Dream" Foundation. Emmitt has three brothers - Erik, Emory and Emil - and two sisters - Marsha and Connie. Erik is a senior at Florida State, Emory is a senior on the Clemson football team - winning MVP honors in the Tigers 1993 Peach Bowl win over Kentucky - and Emil graduated from Escambia High School in May, 1996. Emmitt's mother, Mary, father, Emmitt, and sister, Marsha, head up Emmitt Inc., a marketing and promotions company that handles Smith's merchandising efforts. Emmitt also started Emmitt Smith Communications in 1995, a cellular phone and pager company in Dallas. Emmitt received his degree in public recreation from the University of Florida in May, 1996.

E. SMITH'S COWBOYS TOTALS

Rushing						Receiving					
Year	No.	Yds.	Avg.	Long	TD	Year	No.	Yds.	Avg.	Long	TD
1990	241	937	3.9	48t	11	1990	24	228	9.5	57	0
1991	365	1,563	4.3	75t	12	1991	49	258	5.3	14	1
1992	373	1,713	4.6	68t	18	1992	59	335	5.7	26t	1
1993	283	1,486	5.3	62t	9	1993	57	414	7.3	86	1
1994	368	1,484	4.0	46	21	1994	50	341	6.8	68	1
1995	377	1,773	4.7	60t	25	1995	62	375	6.0	40	0
Totals	2,007	8,956	4.5	75t	96	Totals	301	1,951	6.5	86	4
Playoffs						Playoffs					
1991	41	185	4.5	19	1	1992	1	2	2.0	2	0
1992	71	336	4.7	38	3	1992	13	86	6.6	18	1
1993	66	280	4.2	15t	3	1993	13	138	10.6	28	1
1994	27	118	4.4	14	3	1994	4	8	2.0	5	0
1995	74	298	4.0	25	6	1995	6	60	10.0	22	0
Totals	279	1,217	4.4	38	16	Totals	37	294	7.9	28	2

SINGLE-GAME BESTS

Rush Yards - 237 @ Philadelphia, 10/31/93
 playoffs - 150 vs. Green Bay, 1/14/96
 Rush Attempts - 35 vs. N.Y. Giants, 11/7/94
 playoffs - 35 vs. Green Bay, 1/14/96
 Rush Average - 10.2 vs. Washington, 9/9/91
 playoffs - 5.3 @ Detroit, 1/5/92
 Long Rush - 75t vs. Washington, 9/9/91
 playoffs - 38 vs. Buffalo, 1/31/93
 TDs Rushing - 4 twice, vs. Phoenix, 12/16/90; and @ N.Y. Giants, 9/4/95
 playoffs - 3 vs. Green Bay, 1/14/96
 Receptions - 12 @ Phoenix, 11/22/92
 playoffs - 7 twice, @ San Francisco, 1/17/93; and vs. San Francisco, 1/23/94
 Yards Receiving - 117 @ L.A. Rams, 11/18/90
 playoffs - 85 vs. San Francisco, 1/23/94
 Long Reception - 86 vs. Phoenix, 11/14/93
 playoffs - 28 vs. San Francisco, 1/23/94

SMITH GAME-BY-GAME

	1990 Rushing					Receiving				
	No.	Yds.	Avg.	Long	TD	No.	Yds.	Avg.	Long	TD
W-San Diego 9/9	2	2	1.0	1	0					
L-N.Y. Giants 9/16	6	11	1.8	5	0	2	12	6.0	8	0
L-@ Washington 9/23	17	63	3.7	15	1	2	12	6.0	9	0
L-@ N.Y. Giants 9/30	12	28	2.3	6	1	4	38	9.5	17	0
W-Tampa Bay 10/7	23	121	5.3	16	1	2	-9	-4.5	-3	0



E. Smith's Game-by-Game, 1990, Cont.

	Rushing					Receiving				
	No.	Yds.	Avg.	Long	TD	No.	Yds.	Avg.	Long	TD
L-@ Phoenix 10/14	12	48	4.0	14	0	1	8	8.0	8	0
W-@ Tampa Bay 10/21	16	48	3.0	11	0					
L-Philadelphia 10/28	14	52	3.7	15	1					
L-@ N.Y. Jets 11/4	15	55	3.7	22	0	2	3	1.5	6	0
L-San Francisco 11/11	6	40	6.7	23	0	1	-4	-4.0	-4	0
W-@ L.A. Rams 11/18	21	54	2.6	12	0	4	117	29.3	57	0
W-Washington 11/22	23	132	5.7	48t	2	2	5	2.5	4	0
W-New Orleans 12/2	20	85	4.2	17	1	1	3	3.0	3	0
W-Phoenix 12/16	24	103	4.3	11t	4	1	12	12.0	12	0
L-@ Philadelphia 12/23	14	61	4.4	24	0	1	26	26.0	26	0
L-@ Atlanta 12/30	16	34	2.1	13	0	1	5	5.0	5	0
1991										
W-@ Cleveland 9/1	32	112	3.5	12	0	6	36	6.0	13	0
L-Washington 9/9	11	112	10.2	75t	1	8	42	5.3	11	1
L-Philadelphia 9/15	13	44	3.4	8	0	1	12	12.0	12	0
W-@ Phoenix 9/22	23	182	7.9	60t	2	3	19	6.3	9	0
W-N.Y. Giants 9/29	18	67	3.7	16	1	1	8	8.0	8	0
W-@ Green Bay 10/6	32	122	3.8	26	0	7	21	3.0	14	0
W-Cincinnati 10/13	19	62	3.3	12	1	3	18	6.0	8	0
L-@ Detroit 10/27	16	66	4.1	15	0	3	4	1.3	3	0
W-Phoenix 11/3	22	62	2.8	10	3	3	12	4.0	5	0
L-@ Houston 11/10	12	49	4.1	14	0	5	29	5.8	11	0
L-@ N.Y. Giants 11/17	17	97	5.7	36	0	3	16	5.3	13	0
W-@ Washington 11/24	34	132	3.9	32t	1					
W-Pittsburgh 11/28	32	109	3.4	14	1	3	19	6.3	10	0
W-New Orleans 12/8	27	112	4.1	10	0	2	9	4.5	7	0
W-@ Philadelphia 12/15	25	75	3.0	13	0					
W-Atlanta 12/22	32	160	5.0	24	2	1	13	13.0	13	0
Playoffs										
W-@ Chicago 12/29	26	105	4.0	18	1					
L-@ Detroit 1/5/92	15	80	5.3	19	0	1	2	2.0	2	0
1992										
W-Washington 9/7	27	140	5.2	20	1	3	13	4.3	11	0
W-@ N.Y. Giants 9/13	23	89	3.9	14	1	8	55	6.9	20	0
W-Phoenix 9/20	26	112	4.3	22	1					
L-@ Philadelphia 10/5	19	67	3.5	14	0	2	5	2.5	7	0
W-Seattle 10/11	22	78	3.5	15	2					
W-Kansas City 10/18	24	95	4.0	14	1	4	35	8.8	15	0
W-@ L.A. Raiders 10/25	29	152	5.2	26t	3	3	15	5.0	9	0
W-Philadelphia 11/1	30	163	5.4	51	0	1	9	9.0	9	0
W-@ Detroit 11/8	19	67	3.5	7t	3	3	13	4.3	7	0
L-L.A. Rams 11/15	19	80	4.2	29	1	2	8	4.0	5	0
W-@ Phoenix 11/22	23	84	3.7	17	0	12	67	5.6	16	0
W-N.Y. Giants 11/26	17	120	7.1	68t	1	6	41	6.8	26t	1
W-@ Denver 12/6	26	62	2.4	10	1	6	45	7.5	20	0
L-@ Washington 12/13	25	99	4.0	18	0	5	16	3.2	7	0
W-@ Atlanta 12/21	24	174	7.3	29t	2	2	5	2.5	4	0
W-Chicago 12/27	20	131	6.6	31t	1	2	8	4.0	4	0
Playoffs										
W-Philadelphia 1/10/93	25	114	4.6	23t	1					
W-@ San Francisco 1/17/93	24	114	4.8	28	1	7	59	8.4	16t	1
W-Buffalo 1/31/93	22	108	4.9	38	1	6	27	4.5	18	0
1993										
L-@ Washington 9/6										DNP
L-Buffalo 9/12										DNP
W-@ Phoenix 9/19	8	45	5.6	16	0	1	3	3.0	3	0
W-Green Bay 10/3	13	71	5.5	22t	1					
W-@ Indianapolis 10/10	25	104	4.2	20	1	4	39	9.8	15	0
W-San Francisco 10/17	27	92	3.4	9	1	5	30	6.0	12	0
W-@ Philadelphia 10/31	30	237	7.9	62t	1					
W-N.Y. Giants 11/7	24	117	4.9	24	2	6	43	7.2	20	0
W-Phoenix 11/14	24	80	3.3	15	1	4	102	25.5	86	0
L-@ Atlanta 11/21	1	1	1.0	1	0	4	9	2.3	6	0
L-Miami 11/25	16	51	3.2	10	0	9	46	5.1	13	0
W-Philadelphia 12/6	23	172	7.5	57	0	4	26	8.5	19	0
W-@ Minnesota 12/12	19	104	5.5	22	1	5	26	5.2	13	0
W-@ N.Y. Jets 12/18	20	91	4.6	12	0	2	11	5.5	6	0
W-Washington 12/26	21	153	7.3	35	1	3	18	6.0	13	0
W-@ N.Y. Giants 1/2/94	32	168	5.3	46	0	10	61	6.1	12	1
Playoffs										
W-Green Bay 1/16/94	13	60	4.6	14	0	2	27	13.5	22	0
W-San Francisco 1/23/94	23	88	3.8	9	1	7	85	12.1	28	1
W-Buffalo 1/30/94	30	132	4.4	15t	2	4	26	6.5	10	0



	1994					1994				
	No.	Yds.	Avg.	Long	TD	No.	Yds.	Avg.	Long	TD
W-@ Pittsburgh 9/4	31	171	5.5	46	1	3	3	1.0	3	0
W-Houston 9/11	27	90	3.3	12	1	3	24	8.0	22	0
L-Detroit 9/19	29	143	4.9	32	1	7	49	7.0	19	0
W-@ Washington 10/2	16	48	3.0	8	2	2	5	2.5	6	0
W-Arizona 10/9	9	22	2.4	6	2	1	11	11.0	11	0
W-Philadelphia 10/16	26	106	4.1	23	1					
W-@ Arizona 10/23	21	76	3.6	12	1	2	10	5.0	6	0
W-@ Cincinnati 10/30	25	92	3.7	13	0	1	9	9.0	9	0
W-N.Y. Giants 11/7	35	163	4.7	28	2	3	13	4.3	7	0
L-@ San Francisco 11/13	26	78	3.0	11	2	6	32	5.3	15	0
W-Washington 11/20	21	85	4.0	28	2	2	8	4.0	6	0
W-Green Bay 11/24	32	133	4.2	30	2	6	95	15.8	68	0
W-@ Philadelphia 12/4	25	91	3.6	17	2	4	39	9.8	23	0
L-Cleveland 12/10	26	112	4.3	26	1	5	22	4.4	10	1
W-@ New Orleans 12/19	19	74	3.9	14	1	5	21	4.2	9	0
L-@ N.Y. Giants 12/24										

Playoffs

W-Green Bay 1/8/95	7	44	6.3	12	1	1	3	3.0	3	0
L-San Francisco 1/15/95	20	74	3.7	14	2	3	5	1.7	5	0

1995

W-@ N.Y. Giants 9/4	21	163	7.8	60t	4	1	0	0.0	0	0
W-Denver 9/10	26	114	4.4	15	1	4	35	8.8	14	0
W-@ Minnesota 9/17	20	150	7.5	45	2	6	12	2.0	8	0
W-Arizona 9/24	21	116	5.5	28	2	3	53	17.7	40	0
L-@ Washington 10/1	22	95	4.3	14	0	8	38	4.8	15	0
W-Green Bay 10/8	31	106	3.4	16t	2	3	19	6.3	9	0
W-@ San Diego 10/15	22	68	3.1	15	2	5	15	3.0	6	0
W-@ Atlanta 10/29	26	167	6.4	41	1	5	30	6.0	12	0
W-Philadelphia 11/6	27	158	5.9	39t	2	3	22	7.3	12	0
L-San Francisco 11/12	18	100	5.6	33	1	6	50	8.3	20	0
W-@ Oakland 11/19	29	110	3.8	13t	3	3	22	7.3	15	0
W-Kansas City 11/23	18	56	3.1	15t	1	3	11	3.7	9	0
L-Washington 12/3	21	91	4.3	11	1	4	16	4.0	9	0
L-@ Philadelphia 12/10	27	108	4.0	13	1	3	8	2.7	7	0
W-N.Y. Giants 12/17	24	103	4.3	23	1	2	6	3.0	3	0
W-@ Arizona 12/25	24	68	2.8	13	1	3	38	12.7	15	0

Playoffs

W-Philadelphia 1/7/96	21	99	4.7	15	1	3	40	13.3	22	0
W-Green Bay 1/14/96	35	150	4.3	25	3	2	17	8.5	16	0
W-Pittsburgh 1/28/96	18	49	2.7	23	2	1	3	3.0	3	0

THE FIRST 93 CAREER GAMES
NFL All-Time Career Rushing Leaders

All-time Rank	Name	Att.	Yds.	Avg.	TDs
(2)	Eric Dickerson	2,198	10,217	4.6	76
(4)	Jim Brown	1,951	10,135	5.2	85
(1)	Walter Payton	1,949	8,673	4.4	67
(3)	Tony Dorsett	1,711	7,834	4.6	46
(5)	Franco Harris	1,689	7,202	4.3	58

The Next Generation (Through 93 Games)

Barry Sanders	1,838	8,986	4.9	63
Emmitt Smith	2,007	8,956	4.5	96
Thurman Thomas	1,705	7,521	4.4	40

NFL CAREER RUSHING LEADERS (through 1995)

No.	Name	Yrs.	Att.	Yards	Avg.	TD
1.	Walter Payton	13	3,838	16,726	4.4	110
2.	Eric Dickerson	11	2,996	13,259	4.4	90
3.	Tony Dorsett	12	2,936	12,739	4.3	77
4.	Jim Brown	9	2,359	12,312	5.2	106
5.	Franco Harris	13	2,949	12,120	4.1	91
6.	John Riggins	14	2,916	11,352	3.9	104
7.	O.J. Simpson	11	2,404	11,236	4.7	61
8.	MARCUS ALLEN	14	2,692	10,908	4.1	103
9.	O.J. Anderson	14	2,562	10,273	4.0	81
10.	BARRY SANDERS	7	2,077	10,172	4.9	73
11.	THURMAN THOMAS	8	2,285	9,729	4.3	54
12.	Earl Campbell	8	2,187	9,407	4.3	74
13.	EMMITT SMITH	6	2,007	8,956	4.5	96
14.	Jim Taylor	10	1,941	8,597	4.4	83
15.	Roger Craig	11	1,991	8,189	4.1	56



NFL ALL-TIME TOUCHDOWN LEADERS (through 1995)

Career Touchdowns		Career Rushing Touchdowns			
1.	156	JERRY RICE	1.	110	Walter Payton
2.	126	Jim Brown	2.	106	Jim Brown
3.	125	Walter Payton	3.	103	MARCUS ALLEN
4.	124	MARCUS ALLEN	4.	101	John Riggins
5.	116	John Riggins	5.	96	EMMITT SMITH
6.	113	Lenny Moore			
7.	105	Don Hutson			
8.	101	Steve Largent			
9.	100	Franco Harris			
	100	EMMITT SMITH			

CAPS - Still Active

Smith's Regular Season Top 10

Yards Rushing	
237	- @ Philadelphia, 10/31/93 (30 atts.)
182	- @ Phoenix, 9/22/91 (23 atts.)
174	- @ Atlanta, 12/21/92 (24 atts.)
172	- vs. Philadelphia, 12/6/93 (23atts.)
171	- @ Pittsburgh, 9/4/94 (31 atts.)
168	- @ N.Y. Giants, 1/2/94 (32 atts.)
167	- @ Atlanta, 10/29/95 (26 atts.)
163	- vs. Philadelphia, 11/1/92 (30 atts.)
163	- vs. N.Y. Giants, 11/7/94 (35 atts.)
163	- @ N.Y. Giants, 9/4/95 (21 atts.)

Rushing Attempts	
35	- vs. N.Y. Giants, 11/7/94
34	- @ Washington, 11/24/91
32	- @ Cleveland, 9/1/91
32	- @ Green Bay, 10/6/91
32	- vs. Pittsburgh, 11/28/91
32	- vs. Atlanta, 12/22/91
32	- @ N.Y. Giants, 1/2/94
32	- vs. Green Bay, 11/24/94
31	- @ Pittsburgh, 9/4/94
31	- vs. Green Bay, 10/8/95

SMITH'S 100 TOUCHDOWNS

70-79 yards	1
60-69 yards	4
50-59 yards	0
40-49 yards	1
30-39 yards	4
20-29 yards	6
10-19 yards	8
5-9 yards	18
4 yards	11
3 yards	11
2 yards	9
1 yard	27
NFC/AFC	
NFC Opponents	79
AFC Opponents	21
Home/Away	
Home	58
Away	42

By Quarters

1st Quarter	30
2nd Quarter	23
3rd Quarter	20
4th Quarter	26
Overtime	1

By Halves


1st Half	53
2nd Half	46
Overtime	1

By Months

September	22
October	24
November	31
December	22
January	1

Touchdowns Per Game (93 career games)

2	- Games with four touchdowns
4	- Games with three touchdowns
21	- Games with two touchdowns
38	- Games with one touchdown
28	- Games with zero touchdowns



Kevin Smith

Cornerback

5'11" ★ 188 ★ 4/7/70

Texas A&M

D-1A for '92 ★ 5th Year



PRO: Kevin Smith's career as a professional football player took two very dramatic turns within a 24-hour period in September of 1995. On the eve of the Cowboys season opening game against the N.Y. Giants (9/3), Smith signed a long-term deal with Dallas that all but assures he will spend the remainder of his career with the team that made him a first-round draft choice in 1992. The following night, in the nationally-televised, opening



game on Monday Night Football, Smith suffered a partially ruptured right Achilles. The injury, which was the first serious medical setback of Smith's professional career, caused him to miss the entire 1995 Super Bowl season and sent him into a very intensive rehabilitation program. His physical progress has been solid throughout the off-season, and the Cowboys medical staff is optimistic about his chances for recovery in 1996. Smith was injured as he was making his 39th consecutive start for Dallas – a streak that was longer than any other Dallas defensive player with the exception of defensive end Tony Tolbert. During that stretch, Smith displayed consistency, intelligence, and a rapidly growing reputation as one of the NFL's most productive cornerbacks. In the two seasons prior to the injury, he averaged 80 tackles, 15 passes defended and four interceptions per year. Because of his confidence, natural ability and intelligence, things have always happened quickly for Smith. As the Cowboys' first pick in the 1992 NFL Draft (17th overall), he started Super Bowl XXVII as a 22-year old rookie. As a second year man in 1993, he performed like a seasoned veteran. By the start of the 1995 season, many believed he was on the brink of becoming a Pro Bowl player.

1995: In the season opener at the N.Y. Giants (9/4), Smith suffered a partially ruptured right Achilles. The injury forced Smith to miss the remainder of the 1995 season in which the Cowboys went on to defeat the Pittsburgh Steelers in Super Bowl XXX (1/28/96).

1994: For the second straight year, Smith was the Cowboys' team leader in passes defended with a career-high 17, and he was seventh on the team in total tackles with 71. He tied his single game career-best total for unassisted tackles with seven against Houston (9/11), and he finished that game with nine total tackles – tying for his highest total of the year. He also had nine stops in the Dallas loss to Cleveland (12/10). At Cincinnati (10/30), he established a personal-best for passes defended with four in the Cowboys 23-20 victory. Smith recorded his only two interceptions of the regular season – and his first career multiple interception game – in the Cowboys 31-7 win over Washington (11/20). In the divisional playoff win over Green Bay (1/8/95), he collected his first career postseason interception.

1993: As a second-year player, Smith led the Cowboys in interceptions with six, collecting more than any other Dallas player since Michael Downs had six in 1986. Smith tied for second in the NFC in interceptions, while finishing the year seventh overall in the NFL. He was also the team's leader in passes defended with 13, and tied for the team lead in forced fumbles with three. He closed out the season ranked fifth on the team in tackles with 90 and third on the team in solo tackles with 73. Against the Jets (12/18), Smith became the first Cowboy defender since 1990 to be named NFC Defensive Player of the Week after a brilliant outing. He had seven tackles, forced two fumbles, recovered one (his first NFL fumble recovery) and returned an interception 32 yards for a touchdown (the first of his career). He registered a career-high 10 tackles at Indianapolis (10/10) and added an interception. He also tallied interceptions against Buffalo (9/12), Green Bay (10/6), at Minnesota (12/12) and against the Redskins (12/26).

1992: As a rookie, Smith started nine games (including playoffs), and he registered 36 tackles, seven passes defended, two interceptions, one forced fumble and one fumble recovery. He picked up his first career interception on the first play of the game at Denver (12/6). He then closed the regular season with a theft against Chicago. In the NFC Championship Game at San Francisco (1/17/93), Smith was a visible factor in the Dallas secondary, collecting a season-high eight tackles (seven solos) and returning a fumble recovery 11 yards. His regular season-high for tackles came against the Giants (11/26) with six stops. His early season development was hampered somewhat by a pre-season hamstring pull that kept him out of much of the full speed training camp work. He picked up his first career start against Phoenix (11/22) at Texas Stadium. Smith was only the third defensive back drafted by Dallas in the first round (Aaron Kyle, 1976 and Rod Hill, 1982), and he was chosen with the highest pick ever used on a Dallas defensive back.

GAMES/STARTS (regular season, playoffs): 1992 (16/6, 3/3), 1993 (16/16, 3/3), 1994 (16/16, 2/2), 1995 (1/1, 0/0). Total – (49/39, 8/8).

COLLEGE: Midway through his final college season, Smith was called upon to return punts and quickly became one of the nation's finest. He returned one punt 71 yards for a score against Rice and then later added a 73-yard touchdown return against Texas. He



finished the season with a 14.7 yard return average, good for sixth in the nation. Smith scored six special teams/defensive touchdowns in four years at Texas A&M. He set a Southwest Conference record for career interceptions with 20, tied the conference mark for career touchdowns on interceptions with three and set Texas A&M career records for interception return yards (289) and passes defended (32). In addition, Smith, who missed only one game during his four years at A&M, started 38 straight games to end his career. A semifinalist for the Jim Thorpe Award, Smith also earned consensus All-America honors in 1991 and was an All-SWC selection for three straight years. He follows a group of ex-Aggies (Yale Lary, Det.; Bob Smith, Det.; Dave Elmendorf, Rams; Pat Thomas, Rams; and Lester Hayes, Raiders) who earned All-Pro honors playing in the secondary.

PERSONAL: In his senior year at West Orange Stark High School in Orange, TX, Kevin Rey Smith recorded 12 interceptions and caught nine touchdown passes while playing wide receiver. During his senior year, Smith roomed with linebacker Quentin Coryatt, who was selected by Indianapolis with the second overall pick in the 1992 NFL Draft. He also competed in baseball, basketball and track in high school. Smith majored in recreation, parks and tourism at Texas A&M. His twin sisters received track scholarships to college, but both chose to bypass athletics and pursue engineering degrees.

K. SMITH'S COWBOYS TOTALS


Year	Tackles					Sacks	Tkl/ Loss	QB Press.	Passes Def.	For. Fum.
	Solo	Ast.	Tot.							
1992	22	9	31	0	0	0	0	8	1	
1993	73	17	90	0	0	0	0	13	3	
1994	57	14	71	0	0	0	0	17	0	
1995	3	1	4	0	0	0	0	0	0	
Totals	155	41	196	0	0	0	0	38	4	
Playoffs										
1992	11	2	13	0	0	0	0	2	0	
1993	14	1	15	0	0	0	0	3	0	
1994	4	2	6	0	0	0	0	2	0	
Totals	29	5	34	0	0	0	0	7	0	

Year	Pass Interceptions					Opponents' Fumbles Recovered					
	No.	Yds.	Avg.	Long	TD	Year	No.	Yds.	Avg.	Long	TD
1992	2	10	5.0	7	0	1992	1	14	14.0	14	0
1993	6	56	9.3	32t	1	1993	1	11	11.0	11	0
1994	2	11	5.5	11	0	1994	1	11	11.0	11	0
Totals	10	77	7.7	32t	1						
Playoffs											
1994	1	2	2.0	2	0						

SINGLE-GAME BESTS

Total Tackles - 10 @ Indianapolis, 10/10/93
Solo Tackles - 7 five times, last vs. Houston, 9/11/94
Assists - 4 @ Indianapolis, 10/10/93

Interceptions - 2 vs. Washington, 11/20/94
Passes Defended - 4 @ Cincinnati, 10/30/94



Fred Strickland

Linebacker

6'2" ★ 250 ★ 8/15/66

Purdue

UFA(GB) '95 ★ 9th Year



PRO: Fred Strickland's experience and run stopping ability made him a valuable acquisition following the free agent departure of Robert Jones last spring. Strickland was signed by Dallas on March 11, 1996, and he will be counted on to serve as the Cowboys starting middle linebacker and focal point of the run defense. Strickland comes to Dallas after two seasons with Green Bay, where he started 24 of his 30 regular-season games



and helped the Packers reach the 1995 NFC Championship Game against Dallas. He signed with Green Bay as an unrestricted free agent following one season with the Vikings. Green Bay Defensive Coordinator Fritz Shurmur was primarily responsible for bringing Strickland to the Packers because the two had worked together for three years when both were with the Los Angeles Rams. Strickland spent his first five seasons in the NFL (1988-92) with the Rams after Los Angeles had selected him in the second round of the '88 draft. In 1993, he moved to Minnesota as an unrestricted free agent, and went on to record his single-season career-high tackle total of 137.

1995: He saw action in 14 games for the Packers in 1995, with 10 starts at middle linebacker. Strickland finished the season with 72 tackles despite missing two games with a sprained medial collateral ligament in his left knee. He suffered the injury in the first quarter of the Packers 31-20 win at Cleveland (11/19). He was inactive the next two weeks against Tampa Bay (11/26) and Cincinnati (12/3), but returned to see limited action at Tampa Bay (12/10) and New Orleans (12/16). He came back to start the regular-season finale against Pittsburgh (12/24) and recorded seven tackles. Prior to the injury, he led the team with nine tackles in a win at Chicago (9/11). He then recorded 11 tackles at Dallas (10/8), and topped that with a season-high 12 stops against Chicago (11/12). Strickland logged four tackles at Minnesota (11/5) while splitting time between linebacker and left defensive end, moving over late in the game when Reggie White went out of the game with a knee injury. He had 17 tackles and a sack in Green Bay's post-season run to the NFC Championship Game.

1994: After coming to Green Bay as an unrestricted free agent from Minnesota on June 23, 1994, Strickland moved right into the starting lineup at middle linebacker, serving as the team's signal-caller on defense and finishing the season second on the team with 88 tackles. He started 14-of-16 games for the Packers and had a regular season-high 11 tackles at Philadelphia (9/18) while also deflecting a pass. He picked off a Drew Bledsoe pass at New England (10/2) to set up the Packers first touchdown. In the post-season, Strickland was second on the team with 17 tackles, including a season-high 14 stops at Dallas (1/8/95). His only missed starts in 1994 occurred when the team opened in its "nickel" package against Miami (9/11) and Atlanta (12/18).

1993: Strickland joined the Vikings as an unrestricted free agent on May 10, 1993 and started a career-high 15 games at weakside linebacker. He finished second on the team with a career-high 137 tackles. He also tied for second in the NFL with four fumble recoveries. He had a season-high 17 stops at Tampa Bay (11/21) and led the Vikings with 12 tackles in the season's first meeting of the year with Green Bay (9/26). He recovered a fourth-quarter fumble in the club's rematch (12/19) to help seal a 21-17 win. His recovery stopped a Packers' scoring drive at the Minnesota 15-yard line.

1992: In his final season with the Rams, Strickland played in all 16 games, primarily on special teams and in short yardage situations. He was a back-up at middle linebacker and registered seven tackles. He also added eight special teams tackles.

1991: Strickland returned from an injury-shortened 1990 season to start 10-of-14 games. He collected 29 tackles (23 solos), a sack, a forced fumble and two passes defended. He suffered a sprained knee at the N.Y. Giants (9/8) that forced him to miss the next two games. He closed out the year with a season-high six tackles at Seattle (12/22).

1990: He was moved to outside linebacker in 1990 after spending most of his first two years in the league at an inside linebacker position. He started the first five games of the season before his year was cut short by a fractured left fibula. He was fourth on the team with 25 tackles prior to the injury.

1989: In his first full year as a regular player, Strickland started 12 games, missing four starts because of injuries, and recorded 63 tackles (53 unassisted), two interceptions and two sacks. He rolled up solid numbers despite missing all of the preseason and the season-opener with torn cartilage in his right knee, an injury suffered early in training camp that necessitated arthroscopic surgery. He also missed three games at mid-season with an ankle sprain suffered at Buffalo (10/16). Strickland had a clutch performance in the season finale at New England, making 10 tackles and intercepting two passes to stop Patriot drives at the five- and three-yard lines as the Rams escaped with a 24-20 win. In the postseason, he led the team with 28 tackles in three games.



1988: He saw reserve action as a rookie in all 16 games, recording a career-high four sacks among his 43 tackles (34 solo). He recorded a career-best two sacks in the season finale against San Francisco (12/18). He then matched that performance with another pair of sacks in a playoff loss to Minnesota (12/26). Strickland was the third of three second round draft choices by the Rams in 1988.

GAMES/STARTS (regular season/playoffs): 1988 (16/0, 1/0-Rams), 1989 (12/12, 3/3-Rams), 1990 (5/5-Rams), 1991 (14/10-Rams), 1992 (16/0-Rams), 1993 (16/15, 1/1-Min.), 1994 (16/14, 2/1-G.B.), 1995 (14/10, 3/2-G.B.). Total - 109/66, 10/7.

COLLEGE: A three-year starter at Purdue (1984-87), Strickland set a school career-record with 321 solo tackles. He led the Boilermakers in tackles in each of his final three seasons. He also led the Big Ten Conference in tackles as a senior with 130, earning first-team All-Big Ten honors. As a junior, he was a second-team All-Big Ten selection after finishing the season second in the conference in tackles with 140 (80 solos). As a sophomore, he finished fourth in the conference in tackles with 132 (89 unassisted). Strickland was a business major at Purdue.

PERSONAL: Fredrick William Strickland, Jr. was born on Aug. 15, 1966 in Buffalo, N.Y. He attended Lakeland Regional High School in Wanaque, N.J., where he lettered in football and basketball. He was a linebacker and fullback in high school and earned honorable mention All-America honors following his senior season. Along with his father, Fred works in a family business - Strickland Sports in Ringwood, N.J. - in the offseason. The company sells apparel and sporting goods, as well as presenting trading card shows. Fred and wife Shay live in Upper Saddle River, N.J.

STRICKLAND'S NFL TOTALS

Year	Tackles		Tot.	Sacks	Tkl/ Loss	QB Press.	Passes Def.	For. Fum.	Special Teams		
	Solo	Ast							Solo	Ast.	Tot.
1988 (Rams).....	34	9	43	4.0	-	-	3	0	6	1	7
1989 (Rams).....	53	10	63	2.0	-	-	6	1	0	0	0
1990 (Rams).....	17	8	25	0.0	-	-	0	1	0	0	0
1991 (Rams).....	23	6	29	1.0	-	-	2	1	0	0	0
1992 (Rams).....	7	0	7	0.0	-	-	0	0	8	0	8
1993 (Minn.).....	81	56	137	0.0	5.5	-	0	0	3	1	4
1994 (G.B.).....	57	31	88	0.0	-	-	2	0	2	0	2
1995 (G.B.).....	43	29	72	0.0	-	-	1	0	0	0	0
Totals.....	315	149	464	7.0	5.5	-	14	3	19	2	21
Playoffs											
1988 (Rams).....	3	2	5	2.0	-	-	0	0	0	0	0
1989 (Rams).....	23	5	28	0.0	-	-	1	0	0	0	0
1993 (Minn.).....	3	3	6	0.0	0	-	0	0	0	0	0
1994 (G.B.).....	10	7	17	0.0	-	-	0	0	0	0	0
1995 (G.B.).....	9	8	17	1.0	-	-	0	0	0	0	0
Totals.....	48	25	73	3.0	0	-	1	0	0	0	0

Year	Pass Interceptions				TD	Year	Opponents' Fumbles Recovered				TD
	No.	Yds.	Avg.	Long			No.	Yds.	Avg.	Long	
1983.....	1	29	29.0	29	0	1983.....	2	0	0.0	0	0
Strickland's NFL Totals, Cont.											
1989 (Rams).....	2	56	28.0	29	0	1988 (Rams).....	1	0	0.0	0	0
1994 (G.B.).....	1	7	7.0	7	0	1993 (Minn.).....	4	4	1.0	4	0
Totals.....	3	63	21.0	29	0	1994 (G.B.).....	1	0	0.0	0	0
						Totals.....	6	4	0.7	4	0

Single Game Bests

Tackles - 17 @ Tampa Bay, 11/21/93 (Minn.)
 playoffs - 14 @ Dallas, 1/8/95 (G.B.)
 Sacks - 2 @ San Francisco, 12/18/88 (Rams)
 playoffs - 2 vs. Minnesota, 12/26/88 (Rams)
 Interceptions - 2 @ New England, 12/24/89 (Rams)





Oscar Sturgis

Defensive Tackle
6'5" ★ 278 ★ 1/12/71
North Carolina
D-7 '95 ★ 2nd Year




PRO: Playing behind two of the most talented defensive ends in the National Football League and a former first-round draft choice, Sturgis spent the 1995 season learning the intricacies of playing defensive end in the NFL. In 1996, he will be asked to move inside and play defensive tackle. He will be competing for playing time in the Cowboys defensive tackle rotation made available by the free agency departure of Russell Maryland. The 236th overall selection in the 1995 NFL Draft, Sturgis is only the second former Tarheel to play for the Cowboys (Ron Burton, 1987).

1995: Sturgis, still learning to play defensive end, was de-activated for the first thirteen games of the season. With starting end Haley undergoing back surgery in early December, Sturgis was active but did not play at Philadelphia (12/10) and against the N.Y. Giants (12/17) before seeing his first professional game action during the fourth quarter at Arizona (12/25). He was then de-activated during the Cowboys three game run to the Super Bowl XXX title.

GAMES/STARTS (regular season, playoffs): 1995 (1/0, 0/0)

COLLEGE: After making the switch from tight end to defensive end before his junior year, Sturgis recorded 33 tackles, four tackles for losses, four quarterback pressures and caused and recovered a fumble as a junior. As a starting defensive end his senior year, Sturgis finished third among linemen with 39 tackles, including nine tackles for losses and two sacks. He was also credited with 14 quarterback pressures, three fumble recoveries, nine deflected passes and one interception, which he returned for a touchdown. Following the season, he was invited to play in the Senior Bowl and the East-West Shrine Game. Sturgis played in every game his sophomore year as a reserve tight end and on special teams. He missed the first three games of his freshman season (1991) with a knee infection before returning to see action in the remaining nine games.

PERSONAL: Before entering North Carolina, Sturgis attended Fork Union Military Academy in 1990. As a senior at Richmond County, N.C., High School, Sturgis was a *Super Prep* All-America selection and an Associated Press and *Greensboro News & Record* all-state selection as a tight end. He led his team to a pair of state titles in 1988 and 1989, accumulating a perfect 30-0 record.



Broderick Thomas

Linebacker
6'4" ★ 242 ★ 2/20/67
Nebraska
FA '95 ★ 8th Year



PRO: Broderick Thomas, entering his eighth NFL season, signed with the Cowboys on March 22, 1996 after stints with Minnesota (1995), Detroit (1994) and Tampa Bay



(1989-93). He will be stepping into the strongside linebacker position vacated by the free agency departure of Dixon Edwards. Thomas fits into the Dallas linebacker mold with his speed and his ability to make plays. With his experience as a pass rusher, he will be expected to provide additional pressure on opposing quarterbacks, as well as cover tight ends and backs out of the backfield, from his linebacker position. Drafted by the Buccaneers in 1989 with the sixth overall selection, Thomas was the third defensive player taken in the draft behind Derrick Thomas (4th) and Deion Sanders (5th). In five seasons with Tampa Bay, Thomas moved into third on the team's all-time sack list (26.5) and set or tied club records for tackles (21) and sacks (3) in a game and for forced fumbles (7) in a season. He also tied the second most tackles (174) and second most sacks (11) records in a season by a Tampa Bay player. He has played in every game of his pro career – 113 straight including playoffs – and has started 88 of the past 97 games.

1995: After signing with Minnesota as a free agent during the offseason, Thomas finished second on the Vikings 1995 tackle list with 86 stops while adding six sacks, six tackles for losses and seven passes defended. He started the season with a five tackle performance at Chicago (9/3), and two weeks later, he recorded a season-high nine tackles, a tackle for loss and a pass defended in a 23-17 overtime loss to Dallas (9/17). He registered seven tackles each against Houston (10/8), at Tampa Bay (10/15) and at Green Bay (10/22), where he also recorded 1.5 tackles for a loss, before tying his season-high with nine tackles against Green Bay (11/5). Thomas recorded five tackles and a tackle for a loss in the match-up at Detroit (11/23). His most productive day as a pass rusher came against Tampa Bay (12/3), when he recorded two and a half sacks and a pass deflection to go along with five tackles. He finished out the season with five tackles and a sack at San Francisco (12/18) and five tackles at Cincinnati (12/24).

1994: Thomas signed with Detroit on July 15, 1994 after spending five seasons with Tampa Bay. He led the Lions in sacks with seven and finished fourth on the team in tackles with 85. Against Minnesota (9/11), he tallied eight tackles, two sacks, a forced fumble and a pass defended. In the Lions upset of Dallas (9/19), Thomas sacked Troy Aikman in overtime, forcing a fumble which he recovered to set up the Lions' game-winning field goal. He also posted a season-high 10 tackles against the Cowboys. He posted four tackles, batted down three passes and teamed with Kelvin Pritchett on a sack against Minnesota (12/17).

1993: In his fifth season with Tampa Bay, Thomas finished third on the team with eight quarterback pressures and fourth with 75 tackles. After starting at right linebacker against the Giants (9/12), he started seven-of-the-next-eight games at left linebacker.

1992: While starting 16 games in 1992, Thomas led the Bucs in fumbles recovered (3), finished second in tackles for a loss (8), tied for second in sacks (5) and was third in tackles (113). He also broke up a career high eight passes. He recorded a season-high 15 tackles at Minnesota (9/20) while posting his second career three-sack game. At New Orleans (11/1), he intercepted two passes, returning one 56 yards for a touchdown.

1991: Thomas was named Tampa Bay's Most Valuable Player and second-team All-Pro in 1991 after tying club season marks for tackles with 174 (since broken) and forced fumbles with seven. He led the Bucs in sacks (11) and tackles for a loss (10), tied for the team lead in fumbles recovered (2) and finished second in quarterback pressures (22). Against Philadelphia (10/6), he set a Buccaneers record for tackles (21) while also recording three tackles for a loss and a sack. He earned NFC Defensive Player of the Week honors after posting 11 tackles, two sacks, three passes defended and two fumble recoveries against Detroit (11/10).

1990: Thomas, who finished with 72 tackles, led Tampa Bay in sacks (7.5) and set a team season record for quarterback pressures (33) by a linebacker in his first year as a starter in 1990. He tied a team record with three sacks, including two on consecutive plays, against Dallas (10/7).

1989: As a rookie in 1989, he played in all sixteen games and finished the year with 27 tackles, two sacks and a forced fumble. He forced the fumble on his first career sack against Washington (10/22).

GAMES/STARTS (regular season, playoffs): 1989 (16/0-T.B.), 1990 (16/15-T.B.), 1991 (16/16-T.B.), 1992 (16/16-T.B.), 1993 (16/8-T.B.), 1994 (16/16, 1/1-Det.), 1995 (16/16-Minn.). Total - 112/87, 1/1.



COLLEGE: He earned All-America and Big Eight Defensive Player of the Year honors in 1988 and All-America honors as a linebacker and defensive end in 1987 playing for the Nebraska Cornhuskers. The three-time All-Big Eight pick was a finalist for the Butkus Award, given annually to the nation's best linebacker, and the Lombardi Award, given annually to the nation's best lineman, as a senior in 1988.

PERSONAL: Thomas, born Feb. 20, 1967, earned All-America, all-state and area Defensive Player of the Year honors at Madison High School in Houston, TX. While in college, he founded Battle Against Drugs (B.A.D.) and worked with process intervention at Lincoln, NE, General Hospital. In Tampa, he was active with Sandman's Christmas, which raised toys for local youngsters. Thomas, whose brother also played for Nebraska, is the nephew of former Chicago Bears All-Pro linebacker Mike Singletary. A Human Family Development major, Broderick has a son, Broderick Trevon.

THOMAS' NFL TOTALS


Year	Solo	Tackles		Sacks	Tkl/Loss	Passes Def.	For. Fum.
		Ast.	Tot.				
1989 (T.B.)	18	9	27	2.0	0	0	1
1990 (T.B.)	48	24	72	7.5	5	3	2
1991 (T.B.)	98	76	174	11.0	10	3	7
1992 (T.B.)	62	51	113	5.0	8	8	1
1993 (T.B.)	43	32	75	1.0	3	4	0
1994 (Det.)	63	23	86	7.0	5	7	2
1995 (Minn.)	64	22	86	6.0	6	7	2
Totals	396	237	633	39.5	37	32	15
Playoffs							
1994 (Det.)	5	0	5	0.0	-	0	0

Year	No.	Yds.	Fumbles Recovered		TD
			Avg.	Long	
1990 (T.B.)	2	0	0.0	0	0
1991 (T.B.)	2	12	6.0	12	0
1992 (T.B.)	3	-1	-0.3	0	0
1993 (T.B.)	1	0	0.0	0	0
1994 (Det.)	2	0	0.0	0	0
1995 (Minn.)	1	0	0.0	0	0
Totals	11	11	1.0	12	0

Year	No.	Yds.	Avg.	Long	TD
1990 (T.B.)	2	81	40.5	56	1

SINGLE-GAME BESTS

Tackles - 21 (T.B.) vs. Philadelphia, 10/6/91
 Sacks - 3.0 (T.B.) twice, @ Dallas, 10/7/90
 and @ Minnesota, 9/20/92
 Interceptions - 2 (T.B.) @ New Orleans, 11/1/92



Tony Tolbert

Defensive End
6'6" ★ 263 ★ 12/29/67
Texas-El Paso
D-4 for '89 ★ 8th Year



PRO: No Dallas Cowboys player has been more productive - and more unheralded - over the course of the last six seasons than defensive end Tony Tolbert. Since the start of the 1990 season, Tolbert has piled up more quarterback sacks (39.5) than any other Dallas defender. Recognized as one of the NFL's premier run-stopping defensive ends, he has also been the team's top tackler among defensive linemen in each of the past five seasons, averaging 86.4 tackles-per-year. Tolbert's high level of performance is directly related to his toughness and durability. Dating back to late 1990, Tolbert has started 96 straight games (including playoffs), a streak that is longer than any other Dallas defensive player. After coming to the Cowboys as a 226-pound outside linebacker in 1989, Tolbert has become an NFL success through perseverance and hard work. His physical size and strength have increased in each of his seven years in the league - matching his steady rise in productivity on the field. Drafted in the fourth round in 1989, Tolbert was



part of a very productive Dallas draft class that produced four Super Bowl starters in the first four rounds – Troy Aikman, Daryl Johnston, Mark Stepnoski and Tolbert. He is one of 21 players who has been a member of the Cowboys for each of the three Super Bowl championship seasons of the 1990s. He is currently tied with Richard Dent for the third most sacks in NFL postseason history at 10.5.

1995: While fighting through injuries in 1995, Tolbert turned in career-high, single-season figures for total tackles (99) and quarterback pressures (41). He topped his previous high tackle total (89 in 1994) by 10 and had 16 more QB pressures than his previous best season (25 in 1991). He tied for second on the team in sacks (5.5) and closed the year sixth in tackles (tops among defensive linemen). His 99 tackles were the most by a Dallas defensive lineman since Jim Jeffcoat recorded 100 stops in 1989. Tolbert was a major influence in the Cowboys defense ranking third in the NFL in fewest touchdowns surrendered (32) and points allowed (18.2 per game). Tolbert started the 1995 season in unprecedented fashion, receiving a coaches game ball award following each of the first four games of the year. In the season opener at New York (9/4), he led all defensive linemen in tackles with six, while also recording a sack, a forced fumble and a career-high tying five QB pressures. In the following week's 31-21 win over Denver (9/10), Tolbert had a sack, four tackles and a team leading four QB pressures. At Minnesota (9/17), he again tied his career high for QB pressures with five while also finishing the overtime win with the team's second highest tackle total (eight). He capped the brilliant month of September with another coaches game ball after picking up eight tackles and two sacks in the Cowboys 34-20 win over Arizona (9/24). In Dallas' 34-24 win over Green Bay (10/8), Tolbert led the Cowboys in tackles with eight – marking the first time a defensive lineman had led the team in tackles since Nov. 20, 1994, (13 games) when Tolbert posted seven stops to lead the team against Washington. In the following week's victory at San Diego (10/15) Tolbert registered a season-high 10 stops while once again tying his career-best for QB pressures with five. Tolbert turned in the defensive play of the game in the Cowboys 24-12 win over Kansas City on Thanksgiving Day (11/23). After the Chiefs had driven to the Dallas 15-yard line in the fourth quarter, Tolbert broke through and sacked quarterback Steve Bono. Tolbert's jarring hit forced Bono to fumble, and Darrin Smith picked up the loose ball and rambled 63 yards to set up a game clinching Dallas field goal. Tolbert also led all Dallas defensive linemen in tackles with six that day. In the play-offs, Tolbert ranked third on the team in total tackles with 17 – a figure that was also tops among Dallas linemen. He was also the Cowboys postseason leader in sacks with five. He picked up two of those quarterback sacks in the divisional playoff win over the Eagles (1/7/96) in addition to collecting six tackles. The Dallas defense limited Philadelphia to just 227 total yards in the 30-11 victory. In the NFC Championship Game win over Green Bay (1/14/96), Tolbert received a game ball after recording two more sacks and leading the defensive line in tackles with five. In Dallas' 27-17 win over Pittsburgh in Super Bowl XXX (1/28/96), Tolbert recorded six tackles and four QB pressures to lead all Dallas linemen in both departments. He also recorded a sack in the Super Bowl, giving him at least one sack in six of the last eight playoff games. Shortly after the end of the 1995 season, Tolbert underwent surgery on both knees and his right elbow to relieve some of the chronic soreness that has followed him throughout his career.

1994: Tolbert registered single-season, career-high figures for solo tackles (57) and tackles for lost yardage (seven for minus 15 yards). He also had 89 total tackles, which marked the second highest figure of his career in that department. He finished the year fourth on the team in sacks with five, as Dallas was second in the NFL in team sacks with 47. He was a key figure in the Cowboys defense ending the season with the NFL's top ranking in total defense, and he became more and more effective as the season progressed. In the last six games of the year, Tolbert compiled the following numbers: 48 tackles, three sacks, five tackles for lost yardage, eight quarterback pressures and four passes defended. His first career interception resulted in a 54-yard touchdown scamper in the first quarter of the Monday night win at New Orleans (12/19). Earlier that month, he recorded a career-high 15 tackles against Cleveland (12/10) at Texas Stadium. His 11 tackles and two sacks at Philadelphia (12/4) earned Tolbert a game ball as the Cowboys clinched the NFC Eastern Division title. He also picked up game balls vs. Washington (11/20) and the Giants (11/7).



1993: For the second time in three years, Tolbert led the Cowboys in sacks with 7.5. Despite coming out on many certain passing downs, Tolbert finished the year third in quarterback pressures with 23. He enjoyed his finest outing of the year against his hometown Giants (11/7), collecting a game ball after racking up a season-high nine tackles, one sack and three quarterback pressures. Tolbert enjoyed one of his most consistent seasons as a professional, accounting for at least six tackles in half of the Cowboys 16 regular season games. He had multiple sack games against Buffalo (2 on 9/12) and Washington (2 on 12/26), while racking up a season-high five quarterback pressures against Philadelphia (12/6). In the playoffs, Tolbert was at his best, accounting for one sack in each postseason game, while averaging five tackles-per-contest.

1992: He led all Dallas defensive linemen in total tackles (87) and was a key figure in helping Dallas to the No. 1 overall defensive ranking in the NFL. His play was most visible against the run, lifting the Cowboys to the NFL's top spot in rushing defense (allowing just 77.8 rushing yards-per-game). Tolbert finished the season second on the team in sacks with 8.5, and the Cowboys' pass rush was a dominant factor in the team finishing the year fifth in the NFL in pass defense. The '92 Cowboys registered 44 sacks to rank fourth in the NFC, while nearly doubling the total of 23 sacks in 1991. In the second through fifth games of the '92 season, Tolbert put together a red-hot streak of productivity in which he collected six sacks (with at least one in each game), 32 total tackles, and two forced fumbles. He earned game balls in three of those four games, vs. the Giants (9/13), Phoenix (9/20) and Seattle (10/11), and in the other outing (10/5 at Philadelphia), he collected a career-high tackle total of 12. He finished the season with career-high marks for tackles (87), sacks (8.5) and forced fumbles (3). In addition, he closed the year tied for the team lead in forced fumbles while also tying for second in quarterback pressures with 19. Tolbert contributed two of Dallas' five sacks of Randall Cunningham in the Cowboys' divisional playoff win over Philadelphia (1/10/93), and he added another playoff sack in the Super Bowl XXVII win over Buffalo (1/31/93).

1991: In Tolbert's first complete season as a full-time starter (left end), he made a visible impact on a defense that finished the year ranked eighth against the run in the NFL, allowing just 98.2 rushing yards-per-game. An active run-stopper, Tolbert also led the Cowboys in sacks (7) and quarterback pressures (25), while tying for the lead among defensive linemen in passes batted down with five. He closed out the season ranked fifth on the team in tackles with 73. His nine tackles at Houston (11/10) and at the Giants (11/17) were single-game highs among Cowboys defensive linemen in 1991. He finished tied for second on the team in forced fumbles with two (vs. Phoenix on 11/3 and Atlanta 12/22), and he picked up his lone fumble recovery of the year at Green Bay (10/6). From weeks four through eight in 1991, he put together a five game streak where he accounted for four of his team-leading seven sacks.

1990: Tolbert played at both end positions and at tackle in nickel pass rushing downs in 1990. He started the last three games of the season at right end, and collected 18 tackles, eight quarterback pressures, one sack and one forced fumble in those final three outings, including a season-best 11 tackle performance at Atlanta (12/30). Tolbert finished the year ranked third in sacks (six) and quarterback pressures (24).

1989: He made his NFL starting debut against the defending Super Bowl Champion San Francisco 49ers (10/15), marking the first start by a Cowboy rookie defensive end since Randy White in 1975. The following week in Kansas City, he had one of his best career outings with 10 tackles, a pass defended and a forced fumble.

GAMES/STARTS (regular season, playoffs): 1989 (16/5), 1990 (16/4), 1991 (16/16, 2/2), 1992 (16/16, 3/3), 1993 (16/16, 3/3), 1994 (16/16, 2/2), 1995 (16/16, 3/3). Total - 112/89, 13/13

COLLEGE: A team captain his senior year, Tolbert led Texas-El Paso to a 10-2 record, their best since 1931, and their first bowl appearance since 1967. He earned All-Western Athletic Conference and honorable mention All-America honors after leading the Miners in sacks with 11 and tackles for a loss with 15 in 1988.

PERSONAL: Tony Lewis Tolbert earned all-conference recognition at Dwight Morrow High School in Englewood, NJ, where he grew up a fan of the N.Y. Giants. Tolbert earned his degree in criminal justice from UTEP following his second season in the NFL. Tony and his wife Satasha live in Coppell, TX with their son Anthony Lewis Tolbert (9/20/95).



TOLBERT'S COWBOYS TOTALS

Year	Tackles			Sacks	Tkl/ Loss	QB Press.	Passes Def.	For. Fum.
	Solo	Ast.	Tot.					
1989	33	19	- 52	2.0	-	18	6	1
1990	30	25	- 55	6.0	-	24	3	1
1991	38	35	- 73	7.0	4(-20)	25	5	2
1992	46	41	- 87	8.5	3(-11)	19	1	3
1993	42	42	- 84	7.5	1(-1)	23	1	0
1994	57	32	- 89	5.0	7(-15)	23	5	0
1005	50	49	- 99	5.5	1(-1)	41	1	2
Totals	296	243	- 539	41.5	16(-48)	173	22	9

Playoffs

1991	6	4	- 10	0.5	1(-1)	2	0	0
1992	3	5	- 8	2.0	0	7	0	0
1993	9	7	- 16	3.0	2(-10)	3	1	0
1994	7	3	- 10	0.0	0	1	0	0
1995	13	4	- 17	5.0	1(-6)	10	0	0
Totals	38	23	- 61	10.5	4(-17)	23	1	0

Year	Opponents' Fumbles Recovered					Year	Interceptions				
	No.	Yds.	Avg.	Long	TD		No.	Yds.	Avg.	Long	TD
1991	1	0	0.0	0	0	1994	1	54	54.0	54t	1
1994	1	0	0.0	0	0						
Totals	2	0	0.0	0	0						

SINGLE-GAME BESTS

Total Tackles - 15 vs. Cleveland, 12/10/94
 Solo Tackles - 10 twice, @ Philadelphia, 12/4/94; and vs. Cleveland, 11/12/95
 Assists - 6 six times, last vs. San Francisco, 11/12/95
 Sacks - 2 six times, last vs. Arizona, 9/24/95
 playoffs - 2 three times, last vs. Green Bay, 1/14/96
 Tackles for a loss - 2 three times, last @ New Orleans, 12/19/94
 QB Pressures - 5 four times, last @ San Diego, 10/15/95
 playoffs - 5 vs. Green Bay, 1/14/96



Mark Tuinei

Tackle

6'5" ★ 314 ★ 3/31/60

Hawaii

FA for '83 ★ 14th Year



PRO: In 1983, defensive lineman Mark Tuinei was one of 85 rookie-free agents that traveled to Thousand Oaks, Calif. hoping to catch the attention of Tom Landry. Tuinei did more than catch someone's eye, and he has come a long way from that 1983 camp, enduring a move from defense to offense, 3-13 and 1-15 seasons and life as an unprotected player during Plan B free agency. In 1996, Tuinei enters his 11th season as the starting left offensive tackle for Dallas - the longest starting tenure at one position among all current Dallas players - and joins Bill Bates in entering his 14th season with the Cowboys, the most of any active player. This season, Tuinei and Bates will also join Cowboy greats Bob Lilly, Lee Roy Jordan, Jethro Pugh, Randy White and Tom Rafferty as players who suited up for Dallas for 14 seasons. Only Ed "Too Tall" Jones, who spent 15 years with the Cowboys has seen more action. With back-to-back selections to the NFC Pro Bowl squad, Tuinei has returned to his native Hawaii a hero and three-time Super Bowl champion. He has played in more NFL games as a Cowboy (189) than any other Dallas offensive player, starting 73 of the past 75 games. Offensive linemen are measured not by how they perform individually, but by how well their unit blocks for the running game and protects the quarterback. Over the past five seasons, Tuinei has been a



cornerstone at left tackle while Emmitt Smith has amassed 8,019 yards on the ground and four NFL rushing titles (1991-93 and 1995), and the line has posted the three lowest sacks allowed totals in club history (18 allowed in 1995, 20 in 1994 and 23 in 1992).

1995: Tuinei was a major contributor to an offensive line that was generally considered the best in the NFL in 1996. The Cowboys finished the season ranked fifth in the NFL in total offense, and behind this powerful line, Emmitt Smith gained a club record 1,773 yards rushing, captured his fourth NFL rushing title in five years and scored an NFL record 25 rushing touchdowns. The 1995 Dallas offensive line closed the year ranked second in the NFL in fewest sacks allowed with 18, trailing only Chicago (15). The 18 sacks allowed by the Dallas offensive line established a new team record for fewest sacks—breaking the standard set by the 1994 team (20 sacks). It wasn't until the third game of the season that the Dallas front five allowed a sack, and six times in 1995 Tuinei and the rest of the line held an opponent sackless. Also in 1995, Troy Aikman was sacked a career-low, 14 times—or one sack for every 32 passing plays—and was healthy and able to start every game. The Dallas offensive line was also instrumental in helping the Cowboys to top NFL rankings in the following categories: first downs (first in the NFL with 22.8-per-game), yards-per-play (second, 5.8) and scoring (third, 27.2 points-per-game). In the Cowboys 23-17 win at Minnesota (9/17), Tuinei had a key block in overtime to help spring Smith on a 31-yard touchdown run that won the game and earned Tuinei a game ball. Tuinei left the San Diego (10/15) game in the fourth quarter with a lower back strain, but did not miss a start during the season. In the regular-season finale at Arizona (12/25), Tuinei's work with the line enabled Dallas to roll-up 474 yards of total offense, the most yardage by a Dallas team since Sept. 15, 1985. Following the season, Tuinei was one of a club-record four Dallas offensive linemen to be selected to the Pro Bowl, joining Larry Allen, Ray Donaldson and Nate Newton, and he was named second-team All-NFC by UPI.

1994: Tuinei started 17-of-18 games on the season, including playoffs, and landed his first spot in the Pro Bowl in 1994. After suffering back spasms in the first quarter at Washington (10/2) that required him to spend two nights in the hospital, Tuinei missed the Arizona (10/9) game, his first missed start since Oct. 18, 1992 against Kansas City. He returned to the starting lineup against Philadelphia (10/16) and did not miss another game all season while helping the Dallas offensive line establish a team record by allowing just 20 sacks – for losses totaling only 93 yards. Dallas led the NFL in allowing the fewest yards in quarterback sacks (93) and the Cowboys were fourth in fewest sacks allowed (20). Smith finished the year third in the NFL rushing race with 1,484 yards, and the Cowboys were fifth in the NFL in rushing yards-per-game, averaging 122.1 yards. Tuinei received special recognition in the Cowboys 42-31 win over the Packers (11/24) in which his blocking on Sean Jones helped Dallas amass 436 yards of total offense. He also received game balls in the Cowboys victory over New Orleans (12/19) when he helped hold the Saints without a sack and in the playoff win over Green Bay (1/8/95) when the Dallas offense generated 450 yards of total offense.

1993: Included in Tuinei's 19 starts as Dallas marched to the Super Bowl XXVIII title was one particular rainy day at Philadelphia (10/31) when he helped Smith log an NFL season-high and club record 237 yards rushing. Over the last month of the regular season, behind the blocking of Tuinei and the offensive line, Smith picked up 688 yards in five straight Cowboy wins. Despite suffering dehydration at Minnesota (12/12), Tuinei played a majority of the game at left tackle, earning a game ball after helping limit the Vikings' defense – ranked second in the NFL going into the game – to no sacks while racking up 356 yards of offense and 37 points. Tuinei's blocking skills helped the Cowboys rank fourth in the league in total offense in 1993, second in rushing and seventh in passing. He also helped lead Smith to his third consecutive NFL rushing title. Tuinei and the Dallas offensive line helped land five offensive skill players (Aikman, Smith, Michael Irvin, Jay Novacek and Daryl Johnston) in the Pro Bowl following the season.

1992: In 1992, Tuinei started 15 of the 16 regular season games, but in the week leading up to the Kansas City game (10/18), Tuinei injured his back lifting weights and was forced to sit out the Chiefs' contest. He returned to the starting lineup the following week at the L.A. Raiders (10/25) and remained there the rest of the season. Facing the tough Philadelphia defense (11/1), which was ranked first in the NFL in fewest yards allowed going into the game, Tuinei earned a game ball from the coaching staff as his blocking



helped spring Smith for 163 yards rushing. The first 100-yard rusher against the Eagles in 53 games, a streak that dated back to Sept. 17, 1989.

1991: Tuinei first led Smith to the NFL rushing title in 1991, when Smith was the only player to record 100-yard days against Washington (twice) and New Orleans. After starting the first five games of the season, he was sidelined with a groin injury that forced him to miss the next four games. He returned to the lineup at Houston (11/10) and remained there the rest of the season. Tuinei and the Cowboys' line was also the first group to keep the powerful Saints defense (12/8) from recording a sack in 1991. For the season, Tuinei and the offensive line led Smith to eight 100 yard rushing days and helped land four offensive players (Smith, Michael Irvin, Jay Novacek and Troy Aikman) in the Pro Bowl.

1990: Tuinei started all 13 games he played in 1990, missing three games with a sprained right knee suffered in the N.Y. Jets game (11/4). He returned to action against the Saints (12/2) and helped hold a tough New Orleans' defense to two sacks.

1989: After being slowed with an injured left knee in 1987 and 1988, Tuinei started all 16 games for the first time in his career in 1989 and did not miss a snap in a game or practice. Working mostly against All-Pro Lawrence Taylor, Tuinei earned player of the game honors after Dallas held the Giants (10/1) without a sack.

1988: After missing the final month on the 1987 season with a knee injury, Tuinei rebounded in 1988, opening the season as the starting left tackle for the second year in a row. He re-injured the knee early in the season, however, and saw action in only five games before being put on injured reserve for the rest of the season.

1987: Tuinei started the first eight non-strike games of the 1987 season at left offensive tackle, his first full season on the offensive side of the ball, before injuring his left knee in the Thanksgiving Day game against Minnesota (11/26). The injury required surgery and sent him to the sidelines for the final month of the season.

1986: In 1986, Tuinei worked at all three offensive line positions in training camp until injuries in the defensive line forced him to split practice time between offensive and defensive tackle. Against Denver (10/5), he led the Cowboys defensive linemen with six tackles while playing for an injured Randy White. The next week against Washington (10/12), he started at left offensive tackle and remained there the rest of the season.

1985: Responding to a need for offensive line depth, the Cowboys moved Tuinei from defensive lineman to offensive center, where he got playing time late in several games backed up Tom Rafferty. He also worked some at offensive tackle in practice.

1984: In his second year on the defensive line, Tuinei was a back-up at both end and tackle while contributing on special teams. He played in all 16 games, seeing time at all four defensive line positions.

1983: Tuinei played in 10 games at defensive tackle as a rookie free agent.

GAMES/STARTS (regular season, playoffs): 1983 (10/0, 1/0), 1984 (16/0), 1985 (16/0, 1/0), 1986 (16/11), 1987 (8/8), 1988 (5/4), 1989 (16/16), 1990 (13/13), 1991 (12/12, 2/2), 1992 (15/15, 3/3), 1993 (16/16, 3/3), 1994 (15/15, 2/2), 1995 (16/16, 3/3). Total - 174/126, 15/13.

COLLEGE: Tuinei played his first two collegiate seasons at UCLA, where he started at defensive tackle as a sophomore, finishing fifth on the team in tackles. He transferred to Hawaii but was nagged by injuries his senior year and played in only seven games.

PERSONAL: Mark Pulemau Tuinei (TOO-ee-nay), was born in Oceanside, CA, and raised in Honolulu, where he starred at Punahou High School. He was Hawaii Prep Lineman of the Year as a senior, a state shot put champion and an all-star basketball player. His brother Tom was an All-Western Athletic Conference defensive tackle at Hawaii and played for the Detroit Lions and the Canadian Football League's Edmonton Eskimos. He also has a cousin, Dan Saleaumua, who is a nose tackle for the Kansas City Chiefs. Mark and wife Ponolani live in Plano, TX with their Rottweiler, Shaku Zulu, and Lhasa Apso, Lil' Mama.





Kendell Watkins

Tight End

6'1" ★ 282 ★ 3/8/73

Mississippi State

D-2b for '95 ★ 2nd Year

83

PRO: One of the biggest moves Dallas made to improve their running game in 1995 centered around the drafting of a tight end. That may sound strange since Jay Novacek is one of the NFL's premier pass catchers, but the 1995 NFL Draft netted Kendell Watkins, one of the best blocking tight ends to enter the NFL in years. When Watkins is compared to a Pro Bowler on the Dallas roster, generally it is Nate Newton rather than Novacek who's name comes up. With lineman size (6-1, 282-pounds), Watkins is the perfect fit for Dallas' power running game. As a devastating blocker and one of the largest tight ends in the NFL, the Cowboys utilize Watkins' expertise opposite Novacek to open holes for Emmitt Smith and the Dallas running game. This is very similar to the role Watkins played at Mississippi State, where he recorded only 11 career receptions, but accounted for 80 knockdown blocks over his final two seasons.

1995: Watkins worked behind Novacek all season at tight end, but still managed to see considerable playing time in all 19 games, including playoffs, as the Cowboys "blocking" tight end. Watkins had a successful NFL debut in the season opener at the N.Y. Giants (9/4) when he helped lead the way as the Dallas offense rolled to 459 yards, including 230 rushing yards – the most by the Cowboys since Oct. 31, 1993. It wasn't until the third game of the season that Dallas allowed a sack, and six times in 1995 Watkins and the offensive line held an opponent sackless. For the season, Dallas finished second in the NFL in fewest sacks allowed with 18, breaking the club record of 20 set in 1994. Watkins' first NFL reception came against Arizona (9/24) when he hauled in an eight-yard pass from Aikman. Watkins was also a key part of the run blocking against the Cardinals as Smith and Sherman Williams combined for 195 yards on the ground. Usually a powerful blocker on special teams as well, Watkins found the ball in his hands at Washington (10/1) when a squib kick at the end of the first half came his way. The Cowboys finished the season ranked fifth in the NFL in total offense, and behind Watkins powerful blocking, Smith gained a club record 1,773 yards rushing, captured his fourth NFL rushing title in five years and scored an NFL record 25 rushing touchdowns. The Cowboys second choice in the 1995 NFL Draft, Watkins was the 59th player taken overall and the fifth tight end to be chosen.

GAMES/STARTS (regular season, playoffs): 1995 (16/0, 3/0).


COLLEGE: Watkins started 22 of his final 23 games in Starkville, missing one start as a junior when the Bulldogs lined up with three wide receivers. As a senior, Watkins accounted for five receptions for 66 yards and 44 knockdown blocks. In the season opening win over Memphis he hauled in a career-high three receptions for 43 yards. The biggest catch of his career came against Tennessee when he grabbed a two-yard touchdown toss with 0:36 remaining to give the Bulldogs a 24-21 victory. Following the season, he was selected to participate in the Senior Bowl. As a junior, Watkins recorded six catches for 68 yards. His first career catch resulted in a 15-yard touchdown against Louisiana State. After seeing most of his action on special teams as a freshman, Watkins was slated for considerable playing time at tight end as a sophomore until arthroscopic knee surgery near mid-season limited his playing time, but he still saw action in every game.

PERSONAL: Kendell Mairo Watkins was born and raised in Jackson, Miss., where he earned all-metro, all-district and second-team all-state honors as a tight end at Provine High School. As the team captain his senior year, Watkins caught 14 passes for 246 yards and two touchdowns while also lining up at defensive end and linebacker.



WATKINS' COWBOYS TOTALS

Year	No.	Receiving Yds.	Avg.	Long	TD
1995	1	8	8.0	8	0



Charlie Williams

Safety

6'0" ★ 189 ★ 2/2/72

Bowling Green

D-3 for '95 ★ 2nd Year

42

PRO: Charlie Williams was drafted in the third round of the 1995 NFL Draft to help fill holes in the Cowboys' defensive backfield and on special teams. He was a big contributor on special teams in 1995, and should soon contribute on the defensive side of the ball. With 4.4, 40-yard dash speed, he has the quickness to stay with receivers deep and is a punishing tackler. Williams was having a productive off-season, showing improved play at safety and working as a corner, prior to tearing the anterior cruciate ligament and the lateral collateral ligament in his left knee during an off-season workout. He underwent reconstructive surgery on May 31 and will spend the 1996 season rehabilitating his knee.

1995: Williams, who moved to defense full-time in 1995, finished fourth on the team with 18 special teams tackles. His special teams play helped the Cowboys kickoff coverage unit hold opponents to only 19.5 yards-per-return, the seventh lowest average in the NFL. Williams recorded his first two special teams tackles in his first professional game at the N.Y. Giants (9/4). He tied for the team lead with two special teams stops at Washington (10/1). Williams recorded his first career defensive tackle – his only defensive tackle of the year – in fourth quarter action at safety in the regular season finale at Arizona (12/25). He finished second on the team with three special teams tackles against Green Bay in the NFC Championship Game (1/14/96), and he tied for fourth on the team with four postseason special teams tackles. The 92nd player taken overall, Williams is the first player ever drafted from Bowling Green by Dallas.

GAMES/STARTS (regular season, playoffs): 1995 (16/0, 3/0).

COLLEGE: Williams was a special teams standout at Bowling Green, blocking eight kicks during his collegiate career. While lining up at split end, nickel back and as the top coverage defender on special teams as a senior, Williams contributed five catches for 62 yards on offense, 31 tackles, two defended passes and an interception on defense and blocked a kick on special teams. As a junior, Williams was a reserve split end and played as a nickel defensive back the last two games of the season, making 12 stops. He also contributed four blocked kicks on special teams. As a sophomore, Williams performed mostly on special teams, recording one solo tackle and three blocked kicks.

PERSONAL: A sociology major, Williams was an all-city and all-public school league selection as a junior and senior at Henry Ford High School in Detroit, MI. He made 25 career touchdown catches and 12 career interceptions for Henry Ford. In one game as a junior, he caught eight passes, scored three touchdowns and intercepted two passes.

WILLIAMS' COWBOYS TOTALS

Year	Tackles			Sacks	Tk/ Loss	QB Press.	Passes Def.	For. Fum.	Special Teams		
	Solo	Ast	Tot.						Solo	Ast.	Tot.
1995	0	1	1	0	0	0	0	0	9	9	18
Playoffs											
1995	0	0	0	0	0	0	0	0	2	2	4



Erik Williams

Tackle

6'6" ★ 324 ★ 9/7/68

Central State, Ohio

D-3C for '91 ★ 6th Year



PRO: Although just a four-year starter at right tackle, Erik Williams has evolved into one of the top young offensive linemen in the National Football League. His career has also seen many highs and lows in such a short period of time, and last season was one of those highs as he rebounded from a season ending knee injury suffered in mid-1994 to start 18-of-19 games in Dallas' drive to a Super Bowl XXX title. After a trying 10 month rehabilitation, Williams returned to the playing field with his trademark combination of size, strength and speed enabling him to once again display his dominant style of play. One of the biggest of Dallas' big men in the offensive front at 6-6, 324 pounds, he is a cornerstone on an offensive line that is one of the largest in the history of the NFL (averaging 319 pounds-per-man). At this point in his career, it is hard to believe five offensive tackles were off the board before Williams was selected in the third round of the 1991 NFL Draft, including three in the first 12 overall picks.

1995: After missing most of training camp and the preseason – Williams began practices with the team on Aug. 14 – all of Williams' offseason rehabilitation paid off in the 1995 regular-season opener at the N.Y. Giants (9/4) when he returned to the starting lineup at right tackle. In that game, Williams helped lead the way as the Dallas offense rolled to 459 yards, including 230 rushing yards. It wasn't until the third game of the season that the Dallas front five allowed a sack, and six times in 1995 Williams and the rest of the line held an opponent sackless. For the season, Dallas finished second in the NFL in fewest sacks allowed with 18, breaking the club record of 20 set by the 1994 group. In addition, quarterback Troy Aikman was healthy and able to start every game for just the second time in his career behind this protection, helping Williams earn All-Pro honors from *The Sporting News* and *USA Today*. Williams suffered a strained left calf late in the overtime win at Minnesota (9/17), an injury that kept him out of the lineup against Arizona (9/24). He returned to the field at Washington (10/1) and the following week against Green Bay (10/8) faced Reggie White on every offensive play, limiting him to five tackles and one sack as the Cowboys rolled up 448 total yards. In the regular-season finale at Arizona (12/25), Williams' work with the line enabled Dallas to roll up 474 yards of total offense, the most yardage by a Dallas team since Sept. 15, 1985. Williams was a major contributor to an offensive line that was generally considered the best in the NFL. That unit paved the way for Emmitt Smith to earn his fourth NFL rushing title in five years with a club record 1,773 yards, collect a club record 11 100-yard rushing games and set a new NFL record for rushing touchdowns in a season with 25. The Dallas offensive line was also instrumental in helping the Cowboys to top NFL rankings in the following categories: first downs (first in the NFL with 22.8-per-game), yards-per-play (second, 5.8) and scoring (third, 27.2 points-per-game). With the Cowboys' 27-17 win over Pittsburgh in Super Bowl XXX (1/28/96), Williams distinguished himself as one of 21 Dallas players who have served on the active roster of all three of the team's Super Bowl Champions in the 1990's. For all Williams' hard work in returning to the playing field, his teammates selected him as the team's recipient of the Ed Block Courage Award for 1995.

1994: An automobile accident in the early morning of Oct. 24, cut Williams season short when he suffered a torn medial collateral ligament, posterior cruciate ligament and popliteal muscle in his right knee. On Oct. 31, he underwent surgery to repair his injuries and missed the final half of the season. Before the injury, Williams was once again proving himself to be one of the top tackles in the NFL, receiving a game ball for his blocking



in Dallas' season opening win at Pittsburgh (9/4). Against the Steelers, Dallas amassed 442 yards of total offense, the most by Dallas since Nov. 12, 1989 at Phoenix. In the Cowboys 24-13 win over Philadelphia (10/16), Williams received a game ball after dominating William Fuller, allowing Smith to rush for 106 yards and Troy Aikman to throw two touchdown passes. When the accident forced him out of the lineup for the Cowboys visit to Cincinnati (10/30) and the remainder of the season, it marked Williams' first missed start in 44 straight games, including playoffs. During the first half of the season, Williams helped set the tone for a Dallas offensive line that would go on to establish a new team record by allowing just 20 sacks – for losses totaling just 93 yards. Dallas led the NFL in allowing the fewest yards in quarterback sacks (93) and were fourth in fewest sacks allowed (20). Smith finished the year third in the NFL rushing race with 1,484 yards, and the Cowboys were fifth in the NFL in rushing yards-per-game, averaging 122.1 yards. Following the season, Williams was named to the All-Madden Team.

1993: One of three Pro Bowlers produced by the Dallas offensive line in 1993 and a consensus All-Pro, Williams was a key figure in clearing the way for Smith's third straight rushing title. Williams earned a game ball for his blocking at Philadelphia (10/31) when Smith rushed for an NFL season-high and club-record 237 yards. Over the last month of the regular season, behind the blocking of Williams and the offensive line, Smith picked up 688 yards in five straight Cowboy wins. Despite suffering a dislocated finger at Minnesota (12/12), Williams still played a majority of the game at right tackle, earning a game ball after helping limit the Vikings' defense – ranked second in the NFL going into the game – to no sacks while racking up 356 yards and 37 points. The Cowboys had the NFL's second ranked rushing offense, averaging 135.1 yards-per-game in 1993. In addition to dominant run blocking, the offensive line gave up the lowest number of sacks in the NFC (29). In the postseason, Williams and Co. helped roll up 366 yards of offense-per-game, including 119 yards rushing.

1992: Williams moved into the starting lineup at right tackle during the 1992 training camp, when the Cowboys moved Nate Newton to left guard. Although only one year removed from tiny Central State University in Wilberforce, OH, Williams started every game, including the playoffs. He opened the season by limiting Washington All-Pro defensive end Charles Mann to three tackles and no sacks in a 23-10 victory over the Redskins (9/7), and the next week he earned a game ball from the coaching staff for his performance in the Cowboys 34-28 victory over the Giants (9/13). Williams earned NFC Offensive Player of the Week honors when he held Reggie White to three tackles and no sacks in the Cowboys' 20-10 win over Philadelphia (11/1). Since the NFL began the awards in 1985, only two other offensive linemen had been honored: Brad Benson, N.Y. Giants, 1986 and Jim Lachey, Washington Redskins, 1991. Williams also helped spring Smith for 163 yards rushing in the game, the first 100-yard rusher against the Eagles in 53 games, a streak that dated back to Sept. 17, 1989. His blocking skills helped the Cowboys rank fourth in the league in total offense, fifth in rushing and fifth in passing. He also helped lead Smith to his second consecutive NFL rushing title and ten 100 yard rushing days, earning himself and Smith All-Pro honors from *Sports Illustrated*.

1991: As a rookie, Williams earned his first significant playing time against Green Bay (10/6), replacing the injured Newton for most of the fourth quarter at right tackle. Smith's game-long 26-yard scamper to set up the winning field goal in the fourth quarter came over Williams on the right side. Williams earned his first NFL start against Phoenix (11/3) in place of an injured Mark Tuinei at left tackle, and then two weeks later against the Giants (11/17), he started at right tackle in place of the injured Newton and was a big part of the effort that held New York to a lone sack, which came in the fourth quarter. Williams also started at right tackle the next game at RFK Stadium (11/24) when Dallas handed the Redskins their only home defeat of the season. For most of the afternoon he worked against Charles Mann, who finished the game with two tackles and no sacks. The first Central State offensive lineman ever drafted by the NFL, Williams was only the third player selected by the league in the history of the school.


GAMES/STARTS (regular season, playoffs): 1991 (11/3, 2/0), 1992 (16/16, 3/3), 1993 (16/16, 3/3), 1994 (7/7), 1995: (15/15, 3/3). Total - 65/57, 11/9.

COLLEGE: A small college All-America as a senior, Williams paved the way for a Central State offense that led the NAIA in total offense with 492 yards-per-game and in



scoring with 54.8 points-per-game in 1990, when the Marauders captured the NAIA national title and had an average winning margin of 33.5 points. Central State made the playoffs each of Williams' four seasons there. Recruited as a defensive tackle, Williams was moved to the offensive line prior to his freshman year and became the starting left tackle as a sophomore.

PERSONAL: Erik George Williams grew up an Eagles fan in Philadelphia. Prior to joining the Cowboys, he last witnessed a game at Veterans Stadium in 1984 when Dallas played the Eagles and came away with a 24-10 victory. After starring at John Bartram High School in Philadelphia, Williams was recruited by several major colleges but barely missed the academic requirements to play at those schools. He also competed in the shotput and discus in high school. Williams majored in physical education at Central State. He has a daughter Shay (6/9/91).



Kevin Williams

Wide Receiver

5'9" ★ 194 ★ 1/25/71

Miami

D-2A for '93 ★ 4th Year

85

PRO: Game-breaking excitement has been a trademark of Kevin Williams since he was a high school player at nearby Roosevelt High School in Dallas. He has the type of athletic ability that makes him a threat to score a touchdown every time he touches the football. Alvin Harper's free agent departure following the 1994 season opened the door for Williams as a starter. In his first full season starting, Williams showed tremendous improvement during the season, and he should continue to develop into a complete player and a polished receiver in 1996. Williams has compiled career averages of 23.9 yards on kickoff returns, 9.6 yards on punt returns, 13.3 yards on pass receptions and 4.3 yards on rushing attempts. Williams holds the Dallas club record for career touchdowns on kickoff and punt returns combined (four). He is the only player in club history to score a touchdown rushing, receiving, on a kickoff return and on a punt return. He is also the only player in club history to score a touchdown on both a punt and kickoff return in the same season (1994). His 9.6 yard punt return average is third on the all-time Dallas list. He holds the club record with 2,945 career kickoff return yards. He also holds the club record for combined yardage on punt and kickoff returns (3,841 yards). In addition to holding the Dallas record for most career kickoff returns, Williams is also the Cowboys all-time leader in postseason kickoff return yardage (462) and average (23.1).

1995: In his first year as a full-time starter, Williams made tremendous progress throughout the season. After a somewhat slow start, he finished with a bang. He also displayed poise, patience and maturity throughout the season – especially in the early weeks of the season when receptions were not plentiful. By the end of the year, Williams had 38 receptions, which is the highest total for a Dallas wide receiver – other than Michael Irvin – since the 1990 season (Kelvin Martin, 64). The development of Williams as a receiver – and his contribution to the Dallas passing game – all seemed to blossom in the month of December. Through the first 12 games of 1995, he had just 19 catches for 252 yards. In three of the last four games of the year, he caught another 19 passes for 361 yards and two touchdowns. More importantly, his emergence as a receiving threat brought a much needed spark to the Dallas offense as it prepared for a playoff run. In Dallas' five game winning streak that started against the Giants (12/17) and concluded in Super Bowl XXX, Williams averaged five receptions for 94.6 yards-per-game. Williams' top three receiving games of the regular season all came in the final month of the year. In the loss to the Redskins (12/3) at Texas Stadium, Williams caught five passes for 73



yards. Two weeks later, he tallied another five receptions for 85 yards in the Cowboys come-from-behind win over the Giants (12/17). On Dallas' drive to the last minute game winning field goal, Williams had three catches for 34 yards, including two catches on third down that kept the drive alive. In the final game of the season, at Arizona (12/25), Williams turned in a career night with nine receptions for 203 yards and two touchdowns – one of which was a career-long, 48-yard scoring catch. His performance tied the sixth best receiving day in Cowboys history. He also added three rushing attempts for 21 yards, including a career-long, 14-yard run, against the Cardinals and four kickoff returns for 83 yards. His overall performance established a Dallas record for combined net yards in a game with 307, topping Herschel Walker's mark of 292 yards against Philadelphia (12/14/86). Williams became just the 24th player in NFL history to gain over 300 yards in a game. Two weeks later, Williams continued to hold the hot hand as he caught six passes for 124 yards in the Cowboys 30-11 win over the Eagles in the NFC Divisional Playoff Game (1/7/96). His 124 receiving yards were the sixth most by an individual in Cowboys postseason history. He added three catches for 32 yards in the NFC Championship Game against Green Bay (1/14/96) and another two receptions in Super Bowl XXX (1/28/96). While earning his stripes as a starting wide receiver in 1995, Williams continued to be one of the NFL's most dangerous kickoff and punt return men. He finished the season sixth in the NFC in kickoff returns with an average of 22.6 yards-per-attempt. He also established a new Dallas single-season record in 1995 for most kickoff returns with 49. In the Cowboys loss to San Francisco (11/12), Williams registered single-game career highs for kickoff returns (six) and kickoff return yardage (161). During that same game, he became the club record holder for career kickoff return yardage. He also became the club record holder for combined kickoff/punt return yardage in the 49er loss. He picked up his longest kickoff return of the year in the Thanksgiving Day (11/23) win over the Chiefs (43 yards). He also had his second most productive kickoff return day of the year against Kansas City – bringing back four kickoffs for 107 yards and a 26.8 yard average. In the postseason, he averaged 19.9 yards on eight kickoff returns. Williams returned 18 punts for 166 yards and a 9.2 yard average in 1995. His most impressive punt returning effort came in the Cowboys Monday night win over Philadelphia (11/6) when he averaged 15.0 yards on three attempts, with a season-long 30-yarder.

1994: Although just a second-year player, Williams left an imprint on the Dallas record book when he became the first player in club history to score a touchdown on a punt return and a kickoff return in the same season. Williams ranked fourth in the NFL in 1994 in kickoff return average with a 26.7 yard mark – the third highest single season average in club history. He was also sixth in the NFC in punt returns with an average of 8.9 yards-per-effort. Williams averaged better than 30 yards-per-kickoff return in six of Dallas' 16 games. He also compiled a four game stretch near the end of the season with at least 100 yards in kickoff returns in each game. Williams recorded his first career kickoff return for a touchdown in the 38-3 win over Arizona (10/9), taking a Cardinals kickoff 87 yards for the score. He added another 87-yarder that did not go the distance against Green Bay on Thanksgiving Day (11/24). In the Dallas win over Washington (11/20), Williams covered 83 yards on a punt return for a touchdown. He was named NFC Special Teams Player of the Week in that game after averaging 32.0 yards on three punt returns and 30.5 yards on two kickoff returns. His second best punt return effort of the season was a 38-yarder against the Redskins (10/2) at RFK. Used primarily as the third wide receiver in the slot, Williams ranked sixth on the team in receptions with 13 for 181 yards. He enjoyed his most productive day of the season in the NFC Championship Game (1/15/95), catching six passes for 78 yards. He earned starting assignments in the Cowboys three receiver set at Cincinnati (10/30) and for an injured Harper at San Francisco (11/13).

1993: As a rookie, he touched the ball 27 times on offensive plays (20 pass receptions and seven rushing plays) and scored four touchdowns – two by ground and two by air. He also scored a pair of touchdowns on coast-to-coast punt returns of 64 yards vs. Miami on Thanksgiving Day (11/25) and 62 yards vs. Washington (12/26). He closed the year ranked third in the NFC (seventh in the NFL) in punt returns with a 10.5 yard average, while finishing sixth in the NFC (eighth in the NFL) in kickoff returns with a 22.2 yard average. He was the Cowboys starting deep man on kickoff and punt returns from the first day of training camp, and his electric ability was felt throughout the season and into



Super Bowl XXVIII, where he returned the opening kickoff a season-long 50 yards against the Bills (1/30/94) in Atlanta. He averaged better than 10 yards-per-punt return in seven of Dallas' 16 regular season games, and his top three outings were 40.0 yards (on two returns vs. Miami on 11/25), 39.2 yards (on three returns vs. Phoenix on 11/14) and 22.5 yards (on four returns vs. Washington on 12/26). Used primarily as the third receiver in the Cowboys offense, Williams enjoyed his most productive day as a rookie receiver at New York (12/18) vs. the Jets when he caught six passes for 70 yards, including a season-long 33-yarder. Williams registered his first career touchdown reception with a 28-yarder from Bernie Kosar at Atlanta (11/21), and his next scoring catch came four days later on a four yard toss from Aikman against Miami (11/25). He was also effective in running the ball on the reverse play, averaging 3.7 yards-per-carry. His two rushing touchdowns were scored against Buffalo (9/12) – a five-yard scamper, and at Philadelphia (10/31) – an 11-yard run. His longest run was a 12-yarder at Minnesota (12/12). Williams was named the NFC Special Teams Player of the Week following his performance against the Giants (11/7) when he had three kickoff returns for a 37.7 yard average – including two returns of over 45 yards that set up Dallas scores – and four punt returns for an 11.3 yard average. He was an All-Rookie selection as a wide receiver by Football News.

GAMES/STARTS (regular season, playoffs): 1993 (16/1, 3/0), 1994 (15/2, 2/0), 1995 (16/16, 3/3). Total 47/19, 8/3.

COLLEGE: While at Miami, Williams averaged 12.0 yards-per-punt return with a school record three punt returns for touchdowns as a sophomore in 1991. His scoring efforts that year were from distances of 91 yards vs. Penn State, 63 yards vs. Long Beach State and 48 yards vs. Arizona. During that sophomore season, he also averaged 15.7 yards-per-pass reception (21 catches), 10.8 yards-per-rushing attempt, and 18.5 yards-per-kickoff return. As a junior, he was slowed by injuries, but managed to catch 40 passes for 457 yards and two touchdowns. He was named *The Sporting News'* Kick Returner of the Year in 1991, as well as being named the Big East Special Teams Player of the Year. In his four years at Miami, Williams helped the Hurricanes to a record of 44-4 and two national championships (1989 and 1991). He entered the NFL after his junior year of eligibility and was drafted by his hometown Dallas Cowboys.

PERSONAL: Williams is living out a boyhood dream of playing for the Cowboys after recording some incredible numbers at Roosevelt High School in Dallas. For his prep career, he logged the following figures: 21 receiving touchdowns, 14 rushing touchdowns and 10 touchdowns on kick returns. He averaged 17.9 yards-per-catch, 11.4 yards-per-rushing attempt, 25.6 yards-per-kickoff return and 33.2 yards-per-punt return. As a high school football player, Williams averaged 17.1 yards every time he touched the ball. Kevin was a criminal justice major at Miami. Kevin and his wife Tina live in Coppell.

WILLIAMS' COWBOYS TOTALS												
Receiving						Rushing						
Year	No.	Yds.	Avg.	Long	TD	Year	No.	Yds.	Avg.	Long	TD	
1993	20	151	7.6	33	2	1993	7	26	3.7	12	2	
1994	13	181	13.9	29	0	1994	6	20	3.3	8	0	
1995	38	613	16.1	48t	2	1995	10	53	5.3	14	0	
Totals	71	945	13.3	48t	4	Totals	23	99	4.3	14	2	
Playoffs						Playoffs						
1993	0	0	0.0	0	0	1993	1	6	6.0	6	0	
1994	6	78	13.0	22	0	1994	2	12	6.0	8	0	
1995	11	185	16.8	37	0	1995	1	2	2.0	2	0	
Totals	17	263	15.5	37	0	Totals	4	20	5.0	8	0	
Punt Returns						Kickoff Returns						
Year	No.	FC	Yds.	Avg.	Long	TD	Year	No.	Yds.	Avg.	Long	TD
1993	36	14	381	10.6	64t	2	1993	31	689	22.2	49	0
1994	39	13	349	8.9	83t	1	1994	43	1,148	26.7	87t	1
1995	18	15	166	9.2	30	0	1995	49	1,108	22.6	43	0
Totals	93	42	896	9.6	83t	3	Totals	123	2,945	23.9	87t	1
Playoffs						Playoffs						
1993	4	3	25	6.3	9	0	1993	3	85	22.5	50	0
1994	1	3	10	10.0	10	0	1994	9	218	24.2	39	0
1995	1	6	35	7.0	10	0	1995	8	159	19.9	27	0
Totals	6	35	7.0	10	0	Totals	20	462	23.1	50	0	



Receptions - 9 @ Arizona, 12/25/95
 playoffs - 6 twice, @ San Francisco, 1/15/95;
 and vs. Philadelphia, 1/7/96
 Yards receiving - 203 @ Arizona, 12/25/95
 playoffs - 124 vs. Philadelphia, 1/7/96
 Long Reception - 48t @ Arizona, 12/25/95
 playoffs - 37 vs. Philadelphia, 1/7/96
 Punt Returns - 5 @ Washington, 10/2/94
 Punt Return Yards - 96 vs. Washington, 11/20/95
 Punt Return Avg. - 32.0 vs. Washington, 11/20/95

SINGLE-GAME BESTS

Long Punt Returns - 83t vs. Washington, 11/20/94
 64t vs. Miami, 11/25/93
 62t vs. Washington, 12/26/93
 Kickoff Returns - 6 vs. San Francisco, 11/12/95
 playoffs - 6 @ San Francisco, 1/15/95
 Kickoff Return Yards - 169 vs. Green Bay, 11/24/94
 Kickoff Return Avg. - 37.7 vs. N.Y. Giants, 11/7/93
 Long Kickoff Return - 87t vs. Arizona, 10/9/94



Sherman Williams

Running Back

5'8" ★ 191 ★ 8/13/73

Alabama

D-2a for '95 ★ 2nd Year

20

PRO: The Cowboys search for a reliable back-up for Emmitt Smith ended when they drafted Sherman Williams in the 1995 NFL Draft. Williams, the 46th overall selection, is a compact back who has powerful legs, great field instincts and catches the ball well, the same characteristics as Smith. Williams showed coaches that he can step in and not cause the offense to miss a beat with his explosiveness and his break away speed. He is the second Alabama running back Dallas has drafted since 1993 (Derrick Lassic) and the fifth 'Bama player ever drafted by the Cowboys.

1995: Williams took advantage of his limited playing time in 1995, finishing second on the team with 205 rushing yards on 48 carries with one touchdown. He also caught three passes for 28 yards. Williams picked up 11 yards on his first career carry at the N.Y. Giants (9/4) and finished the game with 46 yards on nine attempts. Against Arizona (9/24), Williams ripped off his longest carry of the year when he scored his first NFL touchdown from 44 yards out. He carried eight times against the Cardinals for a career-high 79 yards. He registered a career-long, 24-yard reception against San Francisco (11/12), and he carried the ball a season-high 11 times for 44 yards against Kansas City (11/23) after Smith sprained his left knee in the third quarter. In Williams' first postseason action, he rushed for 30 yards on 10 carries against Philadelphia (1/7/96) in the Cowboys' Divisional Playoff Game victory.

GAMES/STARTS (regular season, playoffs): 1995 (11/0, 2/0)

COLLEGE: Williams finished his Alabama career with 2,486 yards rushing, fifth on the all-time Tide rushing chart, on 535 career carries - third on the Tides' all-time list. His 27 rushing touchdowns is the fourth highest in Alabama history, and he is only the fourth 'Bama player to rush for over 1,000 yards in a season with 1,341 yards his senior year. Williams, a finalist for the Doak Walker Award, rushed for 1,341 yards as a senior, the second-best season total in school history. His 291 carries broke the Tide season record of 238. Williams finished the season averaging 138.5 all-purpose yards-per-game, 16th best in the country. As a junior, Williams opened the year with five straight 100-yard games and finished the season with 738 rushing yards on 168 carries with nine touchdowns. During his sophomore campaign, Williams tallied 299 yards on 64 rushes, scoring eight touchdowns for the national champion Crimson Tide.

PERSONAL: A sports fitness management major, Williams was named all-state by the Alabama Sportswriters Association as a senior when he led Blount High School in Mobile, AL, to the Class 5A state title. During his senior season, Williams rushed for 3,004 yards and 31 touchdowns, becoming the first player in Alabama prep history to rush for over 3,000 yards in a season.



S. WILLIAMS' COWBOYS TOTALS

Rushing						Receiving					
Year	No.	Yds.	Avg.	Long	TD	Year	No.	Yds.	Avg.	Long	TD
1995	48	205	4.3	44t	1	1995	3	28	9.3	24	0
Playoffs											
1995	11	33	3.0	10	0						

SINGLE-GAME BESTS

Rush Yards - 79 vs. Arizona, 9/24/95
 Rush Attempts - 11 vs. Kansas City, 11/23/95
 Long Rush - 44t vs. Arizona, 9/24/95



Wade Wilson

Quarterback

6'3" ★ 206 ★ 2/1/59

East Texas State

FA '95 ★ 16th Year



PRO: When Wade Wilson signed with the Cowboys on May 22, 1995, it was the end of a three year courtship by Dallas coaches and management for his services as Troy Aikman's back-up. Wilson, a starter for much of his career, provides the Cowboys with veteran leadership and proven hands in which to leave the offense if Aikman is forced to miss any action. When Aikman was forced to leave two games due to injuries in 1995, Wilson stepped in to complete 65.4% (36-of-55) of his passes. Although Super Bowl XXX was his first trip to the NFL's ultimate game, Wilson is not a stranger to postseason action, having led Minnesota to three playoff berths and the 1987 NFC Championship Game.

1995: In his first season with the Cowboys, Wilson completed 38-of-57 passes for 391 yards, one touchdown and one interception playing behind Aikman. Wilson saw his most extensive action since Dec. 20, 1993 - his last start - when he took over for the injured Aikman (strained right calf) in the first quarter at Washington (10/1). Wilson helped Dallas cut a 27-10 deficit to the 27-23 final score with 13 second half points while completing 21-of-29 passes (72.4%) for 224 yards, one touchdown and one interception. He again took over for Aikman (bruised left knee) against San Francisco (11/12), going 15-of-26 for 134 yards and two interceptions before leaving the game in the fourth quarter with a lacerated left hand. He finished out the year seeing action at Arizona (12/25), against Philadelphia in the Divisional Playoff Game (1/7/96) and against Green Bay in the NFC Championship Game (1/14/96).

1994: Wilson began the year behind Jim Everett and saw action in four games. When Everett left the game with a bruised hip against Washington (9/11), Wilson completed two-of-three passes for 12 yards on the final drive of the first half. This appearance marked the 100th game played in Wilson's NFL career. He played the entire second half at Tampa Bay (9/18), completing nine-of-12 passes for 68 yards. At the Los Angeles Rams (12/4), he again saw second half action and was four-of-five for 44 yards. In the season finale at Denver (12/24), Wilson completed four-of-five passes for 48 yards to finish the year with a completion percentage of 71.4% (20-of-28) and a quarterback rating on 90.4.

1993: Wilson was signed by New Orleans as an unrestricted free agent from Atlanta on April 12. He earned the starting job during the preseason and guided the club to a 7-7 record before suffering a knee injury against the Giants (12/20) that kept him out of the final two contests of the year. His best effort of the season came against his former teammates at Atlanta (9/12), when he connected on 22-of-34 passes for 341 yards, three touchdowns and two interceptions. He also rushed for 53 yards on two carries, including a career-long 44-yarder. Wilson tied a Saints' club record by going three straight games (vs. Detroit, 9/19; vs. San Francisco, 9/26; at L.A. Rams, 10/3) without throwing an interception.



1992: After being released by Minnesota before training camp, Wilson signed with the Atlanta Falcons, where he played in nine games, starting the final three. In a fourth quarter stint at New Orleans (12/3), he replaced Billy Joe Tolleriv and completed five-of-10 passes for 71 yards and a touchdown. During his three starts, Wilson was 19-of-26 for 324 yards and five touchdowns in a 35-7 victory at Tampa Bay (12/13), 30-of-41 for 340 yards and two touchdowns in a loss to Dallas (12/21) and 31-of-47 for 374 yards, three touchdowns and two interceptions at the L.A. Rams (12/27). His five touchdown passes against the Bucs is a career-high and a Falcons' single-game record. Wilson's 31 completions and 47 attempts at the Rams each marked a career-best.

1991: Wilson started the first five games of the season for the Vikings, going 72-of-122 for 825 yards with three touchdowns and ten interceptions before giving way to Rich Gannon. Wilson opened the season by completing 21-of-36 passes for 248 yards and three interceptions at Chicago (9/1). The next week at Atlanta (9/8), he went 13-of-18 for 157 yards, two touchdowns and an interception in a 20-19 win before going 17-of-24 for 199 yards with one touchdown and one interception in a 17-14 victory over San Francisco (9/15). In game four at New Orleans (9/22), Wilson connected on 11-of-22 passes for 120 yards with two interceptions. In his final start of the year against Denver (9/29), Wilson completed 10-of-21 passes for 101 yards and three interceptions.

1990: Wilson started the first three games of the season before injuring his right thumb at Chicago (9/23). Returning to action in the second half at Tampa Bay (12/16), Wilson completed 24-of-39 passes for 374 yards, including a career-long 75-yard touchdown toss to Hassan Jones. Wilson started the following week against the Raiders and was 11-of-19 for 162 yards, one touchdown and one interception before separating his shoulder and missing the remainder of the year.

1989: Wilson, who missed two games due to an injured finger suffered against Tampa Bay (10/1), started 12-of-14 games and led Minnesota in pass attempts (362), completions (194), yards (2,543) and touchdowns (9) for the third consecutive year. He had a season-high 42 attempts at Chicago (9/17), and he led the Vikings in rushing with 55 yards on eight carries in a 24-10 win at Tampa Bay (11/12). At Green Bay (11/26), he connected on 23-of-38 passes for a season-high 308 yards. He threw for 303 yards and a pair of touchdowns in the Vikings 29-21 victory over Cincinnati (12/25).

1988: Wilson, who missed two games with a separated shoulder, was named NFC Offensive Player of the Week at Tampa Bay (10/23) when he completed 22-of-30 passes for 335 yards and three touchdowns in the Vikings' 49-20 win. He was named the NFC Offensive Player of the Month for November when he connected on 73-of-112 passes (65.1%) for 1,009 yards with five touchdowns and two interceptions while leading Minnesota to a 4-0 record during the month. His best effort of the season came against Detroit (11/6) when he connected on 28-of-35 passes (80.0%) for a career-high 391 yards, two touchdowns and an interception. During one stretch, Wilson completed 14 straight passes in the Vikings' 44-17 victory over the Lions. Wilson made his first Pro Bowl appearance following the season after leading the NFC with a 91.5 quarterback rating.

1987: Wilson, who led the Vikings in every passing category, was named NFC Offensive Player of the Week at the L.A. Rams (9/20) when he connected on 17-of-38 passes for 285 yards and three touchdowns, including a 41-yard game winner to Hassan Jones with less than a minute to play. Wilson also threw for three touchdowns against Detroit (9/13) and against Chicago (12/6). He led Minnesota in rushing at Detroit (12/20) with 55 yards on eight carries and against Washington (12/26) with 75 yards on ten carries. In the Vikings' divisional playoff win at San Francisco, he completed 20-of-34 passes for 298 yards and two touchdowns, enabling Minnesota to make their first visit to the NFC Championship Game since 1977.

1986: Wilson saw action in nine games, including three starts for an injured Tommy Kramer. Wilson was named NFC Offensive Player of the Week against New Orleans (12/21) when he completed 24-of-39 passes for 361 yards and three touchdowns.

1985: Wilson played in four games, with his sole start at Philadelphia (12/1), where he led the Vikings to the greatest comeback in club history. With the Eagles holding a 23-0 advantage with 8:23 to play, Wilson orchestrated four scoring drives, including three touchdown passes to lead Minnesota to a 28-23 victory.

1984: Wilson started five of eight games. His best effort came in a 27-24 Minnesota



win over Tampa Bay (11/14) when he threw for 236 yards on 24-of-36 passing.

1983: Wilson saw his only action in the season finale against Cincinnati (12/17), when he completed 16-of-28 passes for 124 yards in the Vikings' 20-14 victory.

1982: Wilson was active for all nine games of the strike shortened season, but did not see any playing time.

1981: Wilson played in three games while being on the active roster for all 16 games. He saw his first NFL action against the Oakland Raiders (9/14), subbing for the injured Steve Dils. Wilson completed 6-of-10 passes for 48 yards in the 36-10 loss to the Raiders.

GAMES/STARTS (regular season, playoffs): 1981 (3/0-Min.), 1982 (0/0-Min.), 1983 (1/1-Min.), 1984 (8/5-Min.), 1985 (4/1-Min.), 1986 (9/3-Min.), 1987 (12/7, 3/2-Min.), 1988 (14/10, 2/2-Min.), 1989 (14/12, 1/1-Min.), 1990 (6/4-Min.), 1991 (5/5-Min.), 1992 (9/3-Atl.), 1993 (14/14-N.O.), 1994 (4/0-N.O.), 1995 (7/0, 2/0). Total 110/65, 8/5.

COLLEGE: Wilson, a four year letterman and three year starter at East Texas State, was an NAIA All-America and Lone Star Conference MVP as a senior while leading the Conference in passing and total offense. He completed 338-of-668 passes for 4,414 yards and 32 touchdowns during his four years with the Lions. As a freshman, Wilson also handled the punting duties, averaging 38.5 yards-per-punt.

PERSONAL: Charles Wade Wilson, a business management major at ETSU, played his high school ball at near-by Commerce, TX, High School. Wilson, who has his real estate license and his SEC-series seven registration, has worked during the offseason as a financial consultant for Merrill-Lynch in Dallas. He enjoys racquetball and golf and devotes much of his time to the American Diabetes Association. In 1995, he served as a celebrity escort in the annual Children's Cancer Fund Fashion Show luncheon. He and wife Kathy reside in Dallas with their two sons, Travis Wade (2/21/90) and Hayden (5/8/93).

WILSON'S NFL TOTALS

Year	Starting Record	Passing									
		Att.	Comp.	Yards	Pct.	TD	Int.	Long	Sacks/Yards	Rating	
1981 (Min.)...	0-0	13	6	48	46.2	0	2	22	2/19	16.3	
1982 (Min.)...	0-0			None							
1983 (Min.)...	1-0	28	16	124	57.1	1	2	36	3/22	50.6	
1984 (Min.)...	1-4	195	102	1,019	52.3	5	11	38	20/159	52.7	
1985 (Min.)...	1-0	60	33	404	55.0	3	3	42t	4/28	71.8	
1986 (Min.)...	2-1	143	80	1,165	55.9	7	5	39	13/94	84.4	
1987 (Min.)...	5-2	264	140	2,106	53.0	14	13	73t	26/194	76.7	
1988 (Min.)...	7-3	332	204	2,746	61.4	15	9	68t	33/227	91.5	
1989 (Min.)...	7-5	362	194	2,543	53.6	9	12	50	27/194	70.5	
1990 (Min.)...	1-3	146	82	1,155	56.2	9	8	75t	15/90	79.6	
1991 (Min.)...	2-3	122	72	825	59.0	3	10	46t	8/42	53.5	
1992 (Atl.)...	1-2	163	111	1,368	68.1	13	4	60t	8/58	110.2	
1993 (N.O.)...	7-7	388	221	2,457	57.0	12	15	42t	37/225	70.1	
1994 (N.O.)...	0-0	28	20	172	71.4	0	0	16	3/17	87.2	
1995.....	0-0	57	38	391	66.7	1	3	38	4/29	70.1	
Totals.....	35-30	2,301	1,319	16,523	57.3	92	97	75t	201/1,398	75.5	
Playoffs											
1987 (Min.)...	1-1	93	50	730	53.8	5	2	63	14/107	88.6	
1988 (Min.)...	1-1	75	40	508	53.3	2	2	46	11/93	72.5	
1989 (Min.)...	0-1	17	9	84	52.9	0	2	19	2/19	27.2	
Totals.....	2-3	185	99	1,322	53.5	7	6	63	27/219	75.6	
Rushing											
Year	No.	Yds.	Avg.	Long	TD						
1981 (Min.).....			None								
1982 (Min.).....			None								
1983 (Min.).....	3	-3	-1.0	2	0						
1984 (Min.).....	9	30	3.3	12	0						
1985 (Min.).....			None								
1986 (Min.).....	13	9	0.7	13	1						
1987 (Min.).....	41	263	6.4	38	5						
1988 (Min.).....	36	136	3.8	15	2						
1989 (Min.).....	32	132	4.1	23	1						
1990 (Min.).....	12	79	6.6	24	0						
1991 (Min.).....	13	33	2.5	15	0						
1992 (Atl.).....	15	62	4.1	12	0						
1993 (N.O.).....	31	230	7.4	44	0						
1994 (N.O.).....	7	15	2.1	9	0						
1995.....	10	12	1.2	11	0						
Totals.....	222	998	4.5	44	9						




WILSON'S NFL TOTALS, Cont.

Year	No.	Rushing Yds.	Avg.	Long	TD
Playoffs					
1987 (Min.)	12	63	5.3	12	0
1988 (Min.)	8	3	0.4	6	0
1989 (Min.)	3	29	9.7	11	0
1995	2	-2	-1.0	-1	0
Totals	25	93	3.7	12	0

SINGLE GAME BESTS

Attempts - 47 @ L.A. Rams, 12/27/92
 playoffs - 47 @ San Francisco, 1/1/89
 Completions - 31 @ L.A. Rams, 12/27/92
 playoffs - 23 @ San Francisco, 1/1/89
 Yards - 391 vs. Detroit, 11/6/88
 playoffs - 298 @ San Francisco, 1/9/88
 Completion Percentage - 80.0% vs. Detroit, 11/6/88
 playoffs - 60.7% vs. L.A. Rams, 12/26/88

Long - 75t @ Tampa Bay, 12/16/90
 Touchdowns - 5 @ Tampa Bay, 12/13/92
 playoffs - 2 twice, vs. New Orleans, 1/3/88;
 @ San Francisco, 1/9/88
 Interceptions - 5 vs. Denver, 10/26/87
 Rushing Yards - 75 vs. Washington, 12/26/87
 playoffs - 30 @ San Francisco, 1/9/88
 Long Rush - 44 @ Atlanta, 9/12/93



Darren Woodson

Safety

6'1" ★ 216 ★ 4/25/69

Arizona State

D-2B for '92 ★ 5th Year



PRO: In each of the past two seasons, Darren Woodson has performed at a level that many consider to be the best for strong safeties in the NFL. In four NFL seasons, he has played in three Super Bowls, two Pro Bowls and become a consensus All-Pro. In 1995, he became the first Dallas defensive back to lead the team in tackles (144) since Bill Bates in 1988. In 1993, he established a Dallas single-season record for tackles by a defensive back (155). A converted college linebacker, Woodson is the complete NFL package at safety. He combines size and speed (4.4 in the 40-yard dash) with great football instincts and hitting ability. He has maintained the aggressive nature that he displayed as a college linebacker, but has used his quickness and speed to make a very smooth transition to the secondary. Although he has tremendous natural physical gifts, Woodson is one of the team's hardest workers in the offseason. His weight room work ethic is well documented, and his character and leadership ability make him a very valuable asset within the framework of the team. He has started the last 55 games, including playoffs. Shortly after the 1995 season ended, Jerry Jones signed Woodson to a long-term contract that all but assures that he will finish his playing career as a Cowboy.

1995: Darren Woodson's fourth NFL season was somewhat of a "dream season" for the Cowboys most decorated defensive player. He closed the year in his hometown of Phoenix, playing in Super Bowl XXX in the same Sun Devil Stadium where he starred at Arizona State. Along the way to the Super Bowl, Woodson was a consensus All-Pro selection at strong safety for the second consecutive year, and he earned his second straight starting berth in the Pro Bowl. In doing so, Woodson became the first Dallas defensive back to earn consecutive All-Pro honors since Everson Walls (1982-83). Woodson also became the first Dallas safety to make back-to-back Pro Bowl trips since Cliff Harris in 1978-79. He led the 1995 Cowboys with 144 tackles, and became the first defensive back to top the team tackle list since Bill Bates in 1988. He enjoyed his most productive all-around day of the year in the loss at Washington (10/1). Woodson led the team with 15 tackles and returned an interception 37 yards for a touchdown, marking his second career interception return for a score. He also forced a fumble and had a tackle for a loss in the defeat at RFK. In the Cowboys 34-21 win over the Raiders in Oakland (11/19), Woodson recorded a season-high, 16 tackles, including a career-high tying 11 solo



stops. He also had two passes defensed and a key interception at the Raiders four-yard line that stopped a fourth quarter drive. His other top tackling performances came in the following regular season games: at Minnesota (12 stops, earning a game ball on 9/17), San Francisco (10 tackles on 11/12), at Philadelphia (14 stops on 12/10) and against the New York Giants (12 stops on 12/17). In addition to leading the team in tackles during the regular season, Woodson also led the team in the postseason with 23, including a team-high 11 stops against Pittsburgh in Super Bowl XXX (1/28/96). In the divisional playoff win over Philadelphia (1/7/96), his hit on Eagles quarterback Rodney Peete forced Peete to leave the game with a concussion. Woodson joined Shante Carver as the two former ASU Sun Devils to play for the Cowboys on their college field at Super Bowl XXX.

1994: Darren Woodson's rapid climb to the top level of NFL safeties reached the summit in 1994 – his third year in the NFL and second year as a starter. He was a consensus All-Pro, and he tied for the Cowboys' team lead in interceptions while becoming the first Dallas defensive back to be selected as a Pro Bowl starter since Everson Walls (1985). Woodson's five interceptions ranked fifth in the NFC and 10th in the NFL and were the most by a Dallas safety since Michael Downs had six in 1986. Woodson recorded his second straight 100-plus-tackle season by finishing the year second on the club with 113 stops. He also tied for third on the team in passes defensed with 12. Woodson got off to a blazing start on his All-Pro season by earning game balls in six of the Cowboys first seven games. Those games and his performances are as follows: at Pittsburgh (9/4) – in the season opener, Woodson received a game ball after his seven tackles helped hold the Steelers to 126 yards in total offense. Against Houston (9/11) – he picked up a game ball after recording 13 tackles playing as the middle linebacker position in the Cowboys 45 and nickel defenses. He also picked up his first career regular season interception against Houston. At Washington (10/2) – he earned a special teams game ball by forcing a fumble on the opening kickoff and tying for the team lead in special teams tackles for the day with two. Against Arizona (10/9) – he led the team in tackles with seven and recorded two interceptions which led to Dallas touchdowns in the Cowboys 38-3 win at Texas Stadium. It was the first multiple interception game of Woodson's career. Against Philadelphia (10/16) – after leading all Dallas defensive backs with six tackles, Woodson also returned a third quarter interception 26 yards to set up a Cowboys touchdown. At Arizona (10/23) – Woodson registered a season-high 15 tackles. Woodson was named the NFC's Defensive Player of the Week after making the play-of-the-game in the Cowboys' NFC East clinching victory at Philadelphia (12/4). In addition to recording nine tackles on the day, Woodson stepped in front of a fourth quarter Randall Cunningham pass and raced 94 yards for a touchdown to ensure the Cowboys 31-19 victory. It was the third longest interception return in club history. He recovered his only fumble of the year at Cincinnati (10/30). Despite earning All-Pro honors at safety, Woodson remained one of the Cowboys top special teams performers in 1994, tying for third on the team in special teams tackles with 23.

1993: As a second-year player, he earned a starting job at strong safety in training camp and then nearly won the team's individual tackle title by collecting 155 stops – just four shy of the team leader, middle linebacker Ken Norton. Woodson's 155 tackles were the most ever by a Dallas defensive back. Moreover, with eight double-digit tackle games in 1993, he joined Eugene Lockhart (16 in 1989) as only the second Dallas player to register at least seven double-figure tackle games in a season (since game-by-game records were kept in 1984). He led the 1993 Cowboys in fumble recoveries with three (while forcing another) and contributed four tackles for lost yardage totaling 13 yards. He enjoyed an all-time game in the regular season finale at Giants Stadium (1/2/94) – collecting a career-best 19 tackles (the most ever by a Dallas defensive back in a single game) and one fumble recovery. His 19 tackles against the Giants tied him for second place on the Cowboys all-time single-game tackle list. For the regular season, Woodson averaged 9.7 tackles-per-game, but over the course of the last nine games, he contributed an outstanding 11.8 tackles-per-game. That stretch included the Cowboys' four games in the month of November where Woodson turned in double figure tackle totals in all four games and 48 total stops. He closed the month of November with 15 tackles against Miami on Thanksgiving Day (11/25). He was the team's leading tackler in the playoffs with 27 stops, easily outdistancing Norton (22). He also registered his first pro-



fessional interception in the playoffs against Green Bay (1/16/94), and he recovered a fumble in Super Bowl XXVIII vs. the Bills (1/30/94). Woodson missed the opener at Washington (9/6) as he was still recovering from a fractured right forearm.

1992: Although Woodson was a second-round draft choice of the Cowboys (37th overall) in 1992, his play in the nickel pass defense caught almost everyone by surprise. It was thought that the switch he faced, moving from linebacker at Arizona State to strong safety in the National Football League, would take a longer period of time for adjusting. Instead, he quickly became the club's draft surprise. Woodson became a major contributor to the defense while leading the special teams with 19 tackles. In 16 games, he recorded 33 tackles (28 solo), second among Dallas' rookies. Included was a season-high six stops in a start against the Run-and-Shoot offense at Atlanta (12/21). His first NFL start came in a pass situation defense at Detroit (11/8). Two weeks later at Phoenix (11/22), he had five solo tackles, his high of the season. Against Chicago (12/27), Woodson's first NFL sack forced a first-quarter fumble at Chicago's 30-yard line, but the Bear's recovered. Against Philadelphia (1/10/93) in the playoffs, he forced a fumble at the Eagles' 25-yard line to set up a field goal at the end of the first half. His standout play on special teams included a game ball for the 27-0 win over Seattle (10/11).

GAMES/STARTS (regular season, playoffs): 1992 (16/2, 3/0), 1993 (16/15, 3/3), 1994 (16/16, 2/2), 1995 (16/16, 3/3). Total - 64/49, 11/8.

COLLEGE: An All-Pac 10 second-team selection his senior season and honorable mention All-America as a junior, Woodson played linebacker at Arizona State. Coming out of high school, he didn't have the grades to accept a football scholarship from ASU, so he started his career as a walk-on and quickly developed a reputation for being one of the fiercest hitters in the country. As a sophomore in 1989, he had a career-high 16 tackles against Stanford en route to his single-season high of 122 tackles (79 solo). Of his five career interceptions, three came in his senior season.

PERSONAL: Darren Ray Woodson was a first team All-Metro Division AAA linebacker and running back at Maryvale High School in Phoenix, AZ and earned first team all-city honors as a linebacker and second team recognition as a running back his final season. Darren ran for a career-high 225 yards and six touchdowns vs. Kofa High in Yuma, AZ, tying a Phoenix Metro game record and setting a school mark. He earned three letters in football and served as team captain his senior year. He received his degree in criminal justice at Arizona State.

WOODSON'S COWBOYS TOTALS

Year	Tackles			Sacks	Tkl/ Loss	QB Press.	Passes Def.	For. Fum.
	Solo	Ast.	Tot.					
1992.....	28	5	- 33	1.0	1(-4)	1	4	1
1993.....	89	66	- 155	0.0	4(-13)	1	4	1
1994.....	69	44	- 113	0.0	3(-3)	0	12	1
1995.....	90	54	- 144	0.0	6(-11)	3	8	1
Totals.....	276	169	- 445	1.0	14(-31)	5	28	4
Playoffs								
1992.....	10	4	- 14	0.0	0	1	1	1
1993.....	16	11	- 27	0.0	1(-4)	0	2	0
1994.....	9	5	- 14	0.0	0	0	1	0
1995.....	18	5	- 23	0.0	1(-1)	2	1	0
Totals.....	53	25	- 78	0.0	2(-5)	3	5	1

Year	Pass Interceptions				TD	Opponents' Fumbles Recovered					
	No.	Yds.	Avg.	Long		Year	No.	Yds.	Avg.	Long	TD
1994.....	5	140	28.0	94t	1	1993.....	3	0	0.0	0	0
1995.....	2	46	23.0	37t	1	1994.....	1	0	0.0	0	0
Totals.....	7	186	26.6	94t	2	Totals.....	4	0	0.0	0	0
Playoffs						Playoffs					
1993.....	1	5	5.0	5	0	1993.....	1	0	0.0	0	0

SINGLE-GAME BESTS

Total Tackles - 19 @ N.Y. Giants, 1/2/94
Solo Tackles - 11 twice, @ N.Y. Giants, 1/2/94; and @ Oakland, 11/19/95
Assists - 8 twice, vs. Phoenix, 11/14/93; and @ N.Y. Giants, 1/2/94
Interceptions - 2 vs. Arizona, 10/9/94
Passes Defensed - 3 vs. Arizona, 10/9/94



Other Cowboys With Pro Experience

Paul Alsbury, a 6-1, 203-pound punter from Southwest Texas St., was originally an 11th-round draft choice of the New England Patriots in 1991, but did not make the roster. He punted for the London Monarchs of the World League in 1992. As a senior in 1990, he ranked seventh in the nation with a 44.9 yard average on 39 punts (1,749 yards), including a career-best 67-yarder. He was an All-Southeast Conference selection in 1989 after averaging 41.4 yards-per-kick. He punted 56 times for 2,103 yards (37.6 average) as a sophomore after averaging 34.8 yards-per-punt while sharing punting duties as a freshman. Alsbury, born Sept. 15, 1968, lettered three times each in football, baseball, basketball and track at Edinburg, TX, High School, where he earned Most Valuable Player honors in football and baseball as a senior.

Kendricke Bullard, a 6-2, 190-pound wide receiver from Arkansas State, spent the 1995 training camp with New England and the 1995 season on the Patriots' practice squad. He bypassed his senior year of football at Arkansas State to pursue track full-time, where he set the school record in the 200-meters (21.56). As a junior in 1992, Bullard caught 22 passes for 325 yards and two touchdowns. In starting nine of 11 games as a sophomore, he caught a career-high 29 passes for 507 yards with touchdown grabs of 84 and 80 yards. He averaged 35.9 yards-per-catch as a freshman, tallying 503 yards on 14 receptions with six touchdowns. He was a two year starter as a receiver and defensive back at Dollarway High in Pine Bluff, Ark., averaging 27.5 yards-per-reception on 12 catches during his prep career. Bullard, born April 30, 1972, helped Dollarway to the Class AAA state football title in 1988 and 1989 and was a two-time Class AAA state champion in the 400-meters.

Barry Dillard, a 5-10, 185-pound cornerback from Memphis, signed with the Washington Redskins as a rookie free agent in 1995, but was released prior to the start of training camp. He led the Tigers with three interceptions in eight games as a senior while recording 77 tackles, two tackles behind the line of scrimmage and three passes defended. He finished his junior year fourth on the Memphis tackle chart with 85 tackles, two tackles for losses and 10 pass deflections. He registered 44 tackles, three tackles for losses, two interceptions, 10 passes defended and a fumble recovery as a sophomore. He was one of four true freshmen to play and letter for the Tigers in 1991. Dillard, born Feb. 14, 1973, lettered three years in football and basketball at Warren County High in McMinnville, TN. He was named to the All-Mid-State team and was the Mid-State Player of the Year as a senior.

Matt Goodwin, a 6-1, 205-pound safety from Iowa State, originally went to training camp with the Chicago Bears in 1993, but was released prior to the start of the season. He played for the Baltimore Football Club of the Canadian Football League in 1994 and 1995. He recorded 60 tackles, a tackle for a loss, a sack, two interceptions, three fumble recoveries and two blocked kicks in '95. He registered 72 tackles, a tackle for a loss, three sacks, three interceptions, four fumble recoveries and four blocked kicks in '94, and he was voted the CFL's Most Outstanding Rookie. As a senior at Iowa State in 1992, he registered 36 tackles, three interceptions, five passes broken up, two fumble recoveries and a forced fumble. He did not participate in football in 1990 and 1991. He made the Cyclones team as a walk-on in 1988 before performing on special teams as a redshirt freshman in 1989, recording 10 special teams tackles in four games. He was an All-Metro first-team selection after helping lead Ames, IA, High School to the state championship. Goodwin, born July 15, 1970, earned all-state track honors after leading the Ames 4x100-meter relay team to the state title.

Lawrence Hatch, a 6-0, 196-pound cornerback from Florida, was originally a sixth-round pick of New England in the 1993 NFL Draft. He was placed on the Patriots' reserve/injured list July 28, 1993 with a left shoulder injury that required surgery in the spring of 1994. He was waived by the Patriots Dec. 7, 1993. He went to training camp with Atlanta in 1994, but was released prior to the start of the season. As a senior at Florida, he recorded 12 tackles, an interception, one pass deflection and a forced



fumble. He tied for the team lead with four interceptions while tallying 42 tackles and another pass defended as a junior after transferring from Orange Coast College. At Orange Coast, he was a two-time, first-team All-Conference and All-California Junior College selection, as well as a first-team Junior College All-America in 1990. He recorded 68 tackles as a sophomore while averaging 37 yards-per-kickoff return, including five returns of more than 50 yards. Hatch, born May 22, 1971, lettered in football and track at Jordan High School in Long Beach, Calif.

John Jones, a 6-1, 309-pound guard from Kansas, went to training camp with Dallas in 1995 and spent the season on the Cowboys' practice squad. He led the way as a senior when the Kansas running game averaged 247.1 yards-per-game. An All-Big Eight Conference choice and team co-captain as a junior, he started all year at right guard, paving the way for a running game that averaged 231.9 yards-per-game. Starting all season at left guard, Jones earned first team All-Big Eight honors while leading Kansas to a 232.1 rushing yards-per-game average as a sophomore. As a redshirt freshman, he worked his way into the starting lineup for the final two games of the year. Kansas rolled up 648 yards of offense, 396 yards rushing, in the season finale against Missouri. He was selected All-North Valley Conference, all-city and all-area as a senior at Kennedy High in Los Angeles. Jones, a team captain, was selected the school's Most Inspirational Player, Most Valuable Offensive Lineman and Scholar-Athlete. Born Dec. 8, 1972, Jones is married and has a son, John.


Kerry Mock, a 6-1, 232-pound linebacker from North Carolina, went to training camp with the Tampa Bay Buccaneers in 1995 and spent the season on the Bucs' practice squad. He ranked third on the Tar Heels tackle chart as a senior with 75 stops, six quarterback pressures, four and a half tackles for losses, one and a half sacks and a forced fumble. As a junior, he finished third on the team with 91 tackles, five and a half tackles for losses, two sacks, three pressures and a fumble recovery while playing in a four man linebacker rotation. He finished his sophomore campaign with 83 tackles, four pressures, two and a half stops behind the line of scrimmage, a sack, a forced fumble and a fumble recovery. He registered 20 stops, two pressures and a tackle for a loss playing in eight games as a true freshman. Mock, born Aug. 17, 1973, was a three-time, all-county linebacker at Thomasville, N.C., High, where he led the school to the state 2-A title game twice.

Scott Semptimphelter, a 6-2, 215-pound quarterback from Lehigh, went to training camp with Dallas in 1995, but was released prior to the final roster cutdown. As a senior in 1993 he completed 249-of-414 passes for 3,449 yards, 30 touchdowns and 13 interceptions. He became the third player in Lehigh history to pass for over 3,000 yards when he threw for 3,190 yards on 241-of-400 passing with 20 touchdowns and 13 interceptions as a junior. He also ranked fourth nationally in total offense in 1992 with 3,174 yards. In a backup position his freshman and sophomore years, he played in a combined four games, completing three-of-five passes for 29 yards, one touchdown and an interception. Semptimphelter, born May 15, 1972, played for former Philadelphia Phillies star Greg Luzinski at Holy Cross High School in Florence, NJ.

Germaine Williams, a 5-10, 228-pound fullback from LSU, went to training camp with the Cowboys in 1995, but was released prior to the start of the season. He went to camp with Tampa Bay in 1994, but was released during camp. As a senior, he was the third leading rusher on the team with 226 yards on 58 carries and two touchdowns. As a junior, Williams scored three touchdowns while rushing for 106 yards on 25 carries. He was the fourth leading rusher his sophomore year, carrying 36 times for 160 yards and one touchdown. He also recorded 11 catches for 79 yards while playing in ten games, with one start. In nine games as a freshman, Williams averaged 5.1 yards-per-carry with 72 yards on 14 carries. He established himself as Louisiana's high school career rushing leader with 8,048 yards on 962 carries with 96 touchdowns while playing at Ascension Catholic High School in Donaldsonville, LA. Williams was named all-district MVP, Class A all-state four years and all-state MVP two seasons. Born Feb. 4, 1971, Williams was selected *USA Today* and Gatorade Player of the Year in Louisiana.



Cowboys Draft Choices



Kavika Pittman

Defensive End
6'6" ★ 263 ★ 10/9/74
McNeese State
D-2a for '96



The Cowboys have two of the NFL's premier defensive ends in Charles Haley and Tony Tolbert. In an effort to provide quality depth at the position, Dallas drafted Kavika Pittman, an end in the same mold as Haley and Tolbert. Pittman, the 37th overall selection out of McNeese State, has a good inside stutterstep move and an initial quickness to get into the backfield. He has drawn comparisons to Haley for his relentless pursuit of the quarterback, and he has shown superb lateral movement skills and a knack for batting down passes. Pittman is the first McNeese State player ever drafted by Dallas.

Pittman, the Louisiana Defensive Player of the Year, was named first-team All-America by the Associated Press, the American Football Coaches Association, The Sports Network and the Walter Camp Foundation following his senior season. The Southland Conference Defensive Player of the Year was also selected to play in the East-West Shrine Game, the Blue-Gray game and the Senior Bowl.

In leading the McNeese State Cowboys to their first ever semifinal appearance in the NCAA Division I-AA playoffs, Pittman tallied 57 tackles, 13 sacks, seven tackles for losses, 18 quarterback pressures, 11 passes defensed, two forced fumbles and a blocked kick during the regular season. Against James Madison (9/16), he recorded three sacks, eight tackles, a tackle for a loss, two pass deflections, three quarterback pressures and a blocked punt. Pittman again got to the quarterback three times against Youngstown State (9/23) while recording seven tackles, two pressures and a pass broken up. He registered two more sacks against Central Florida (9/30), giving him eight sacks in a three game stretch. At Stephen F. Austin (10/28), he tallied eight tackles, two sacks, two tackles for losses, two quarterback pressures and four passes defensed. He finished out the regular season with six tackles, two tackles for losses, three quarterback pressures, a pass defensed and a forced fumble against Northwestern State (11/11) and seven tackles, a sack and two quarterback pressures at Nicholls State (11/18). In the first round of the I-AA playoffs, he tallied five solo tackles, one and a half sacks and three pressures in a victory over Idaho (11/25). He finished the postseason with 10 tackles, two tackles for losses, one and a half sacks and four pressures.

Pittman, an All-Southland Conference selection as a junior, finished 1994 with 59 tackles, four tackles for losses, four sacks, 11 quarterback pressures, a fumble recovery and a blocked kick for the sixth ranked Division I-AA defense. He registered 10 tackles, including a tackle for a loss, and blocked an extra point attempt against Jacksonville State (9/10). At Youngstown State (10/1), Pittman tallied seven tackles and sacked quarterback Mark Brungard to record the first sack allowed by the Youngstown offensive line in seven games. Three weeks later at Sam Houston State (10/22), he accounted for three solo tackles, two stops behind the line of scrimmage, a forced fumble and a pass deflection. He was credited with nine tackles and a quarterback sack against Stephen F. Austin (10/29) before recording five solo tackles with a pair of sacks against Southwest Texas State (11/5) a week later. Pittman recorded two sacks against Idaho (11/26) in the opening round of the 1-AA playoffs before posting five tackles, including three stops behind the line of scrimmage, in the quarterfinals matchup against Montana (12/3).

After sitting out his freshman year, Pittman played in five games as a sophomore,



recording eight tackles (six solo) and two quarterback pressures, before suffering a deep left thigh bruise that sidelined him for the remainder of the season.

Pittman was born Oct. 9, 1974 in Frankfurt, Germany, where his father was stationed with the U.S. Army. His father's career moved the Pittman family five times before reaching Leesville, Louisiana, where Kavika was an all-state selection and district Most Valuable Player when he accounted for 94 tackles and 12 sacks as a senior at Leesville High. The Health and Human Performance major also won the district championship in the high jump, triple jump and long jump as a senior. To show his all-around athletic ability, Pittman led his AAU all-star basketball team to a national championship.

PITTMAN'S MCNEESE STATE TOTALS

Year	Tackles			Sacks	QB Press.	Tk/ Loss	Passes Def.	For. Fum.	Blk. Kicks
	Solo	Ast.	Tot.						
1993	6	2	-	8	0.0	2	0	0	0
1994	39	20	-	59	4.0	11	4(-14)	0	0
1995	38	19	-	57	13.0	18	7(-17)	11	2
Totals	83	41	-	124	17.0	31	11(-31)	11	2

Year	Opponents' Fumbles Recovered		Long	TD
	No.	Yds.		
1994	1	0	0.0	0



Randall Godfrey

Linebacker

6'2" ★ 237 ★ 4/6/73

Georgia

D-2b for '96



Dallas was looking for an aggressive linebacker who could play the run and the pass when they drafted Randall Godfrey out of Georgia with the 49th overall selection in the 1996 NFL Draft. Godfrey is an intimidating hitter who is very active at the line of scrimmage and is able to step up and fill the rushing lanes forcefully. He possesses raw power and great open field quickness, which gives him tremendous sideline-to-sideline range. With the free agency departures of starting linebackers Robert Jones and Dixon Edwards, Godfrey has a good shot at providing depth to the Cowboys linebacking corp while contributing on special teams. Godfrey is only the fourth Bulldog ever drafted by Dallas and the first since Herschel Walker was taken in 1985.

Godfrey, a preseason All-America as a senior, missed four games with a severely pulled hamstring, but finished the season with 35 tackles, three tackles for losses and two passes defended. After opening the season with seven tackles against South Carolina (9/2), he tallied seven tackles, a tackle for a loss and a pass broken up at Tennessee (9/9). Two weeks later at Mississippi (9/23), he registered 11 tackles, a pair behind the line of scrimmage, and a pass deflection. Godfrey injured his hamstring against Alabama (9/30) and did not play at Clemson (10/7). After making three tackles on the first 10 plays at Vanderbilt (10/14), he re-aggravated the hamstring injury and did not play in three of the final four games.

As a junior, Godfrey finished second on the team with 102 tackles, two sacks, 10 tackles for losses, five passes defended and a fumble recovery. He was selected to the All-Southeastern Conference third-team. He recorded a career-high 19 tackles against Tennessee (9/10), as well as a sack, a pair of tackles for losses and a pass broken up. Two weeks later against Mississippi (9/24), Godfrey tallied eight stops, including two for losses. He contributed 13 tackles, a quarterback sack and two tackles for losses at Alabama (10/1). In consecutive weeks, he tallied 12 stops against Vanderbilt (10/15), 11



tackles, including one behind the line of scrimmage, at Kentucky (10/22) and 12 tackles, including one for a loss, at Florida (10/29). Godfrey played briefly at Auburn (11/12) and against Georgia Tech (11/25) after re-aggravating an ankle sprain.

As a first-team All-SEC choice as a sophomore, Godfrey led the Bulldogs with 114 tackles, four tackles for losses, a sack, a forced fumble and a pass deflection. Godfrey started the season with 12 tackles and a sack against South Carolina (9/4), 11 tackles and a fumble caused at Tennessee (9/11) and nine stops, including one for a loss, against Texas Tech (9/18). Two weeks later against Arkansas (10/2), he registered 12 tackles before tallying 11 more stops against Southern Mississippi (10/9). He also returned an interception 46 yards for a touchdown against Southern Mississippi. He posted a season-high 16 tackles with two stops behind the line of scrimmage against Kentucky (10/23).

Godfrey was named SEC Freshman of the Year, Freshman All-SEC and Freshman All-America in 1992 as he became the first true freshman in Georgia school history to lead the team in tackles (114). He also contributed a sack, three tackles for losses, a fumble recovery and three passes defended. He posted 13 tackles against Cal State Fullerton (9/19) in his first career start. Godfrey then recorded 77 tackles in a six game stretch during the middle of the season, registering 10 stops at Arkansas (10/3), 12 against Georgia Southern (10/10), 14 against Vanderbilt (10/17), 14 at Kentucky (10/24), 15 against Florida (10/31) and 12 at Auburn (11/14). He tallied eight tackles, a tackle for a loss and a pass deflection against Ohio State (1/1/93) in the Bulldogs' Citrus Bowl victory.

Godfrey, born April 6, 1973, was a *USA Today* and *Super Prep* magazine first-team All-America, as well as Class AAAA all-state and all-south first-team after leading Lowndes County High in Valdosta, Ga, with 111 tackles, six sacks, two interceptions and four passes broken up as a senior. He also lettered in track and was the basketball team's MVP. While attending Georgia, the Consumer Economics major was a volunteer speaker at Barrow Elementary School in Athens, Ga., educating children on the importance and interrelation of fitness and education.

Year	GODFREY'S GEORGIA TOTALS					QB Press.	Tkl/ Loss	Passes Def.	For.	Fum.	Rec.
	Solo	Ast.	Tot.	Sacks	Tackles						
1992	69	45	114	1.0	0	0	3(-5)	3	0	1	
1993	71	43	114	1.0	0	0	4(-5)	1	1	0	
1994	66	36	102	2.0	0	0	11(-23)	3	0	1	
1995	25	10	35	0.0	0	0	3(-10)	2	0	0	
Totals	231	134	365	4.0	0	0	21(-43)	9	1	2	

Year	Pass Interceptions				
	No.	Yds.	Avg.	Long	TD
1992	1	7	7.0	7	0
1993	1	46	46.0	46	1
Totals	2	53	26.5	46	1



Clay Shiver

Center

6'2" ★ 294 ★ 12/7/72

Florida State

D-3a for '96



Prior to Ray Donaldson's arrival in 1995, the Dallas Cowboys had just three men handle the starting center job in the previous 22 seasons: Mark Stepnoski (1990-1994), Tom Rafferty (1981-1989) and John Fitzgerald (1973-1980). In drafting Florida State All-America Clay Shiver in 1996, the Cowboys are hopeful that the team's bright tradition of




turning out durable performers at the center position will stay intact for years to come. Shiver certainly has the credentials to create such optimism. Rated by the Cowboys as the top center in the '96 draft, the Cowboys coaches and scouts believe Shiver has the intelligence to be a solid understudy to Donaldson and eventually take over the reigns of directing traffic on the Cowboys front line.

Some of Shiver's most impressive attributes are his intelligence, toughness and experience in playing in big games at a high profile collegiate program.

Florida State Head Coach Bobby Bowden refers to Shiver as "the best center that I've coached in 20 years at Florida State," and his praise seems justifiable. A four-year starter at center for the Seminoles, Shiver was a first-team All-America selection by the Football Writers' Association following the 1995 season. An FSU team captain as a senior, he was also selected to the Football News All-America Team (second team), while earning first team All-Atlantic Coast Conference honors for the third straight year. A Lombardi Award semifinalist, Shiver made all of the offensive line calls for a Seminole front that helped pace the team to a 10-2 record and a victory over Notre Dame in the Orange Bowl. The 1995 FSU offense also averaged 551.5 yards-per-game to finish the year ranked third in the nation in that category.

As a junior in 1994, Shiver started all 12 games in helping Florida State to a 10-1-1 record and a victory over arch rival Florida in the Sugar Bowl. He earned All-ACC honors for the second straight year and was twice named the conference's offensive lineman of the week. As a sophomore in 1993, he was a key part of the Seminoles 12-1 team that won the national title with a victory over Nebraska in the Orange Bowl. Shiver earned his first all-conference recognition that season, while giving up one half of a quarterback sack in 700 offensive snaps. Shiver shared the starting center job as a redshirt freshman in 1992—starting five games as the Seminoles posted an 11-1 record and earned an Orange Bowl berth.

Shiver attended Tift County High School in his hometown of Tifton, Georgia. Following his senior season of 1990, Shiver earned *Parade* All-America recognition in addition to being named first-team all state. His brother, Stan, was a former Florida State strong safety. Shiver joins Deion Sanders as the only former Seminole players on the Cowboys. A business major at Florida State, Shiver was born on Dec. 7, 1972.



Stepfret Williams

Wide Receiver

6'0" ★ 170 ★ 6/14/73

Northeast Louisiana

D-3b for '96



Coming out of high school, Stepfret Williams was an all-state defensive back, but he knew his days at that position were numbered because of his size (6-0, 170-pounds). Although blessed with good speed (4.32 in the 40-yard dash) and hands, Williams' work ethic is what made him into the receiver he is today, a big-play man who has mastered the finer points of route running and getting separation at the line of scrimmage.

"I was on the scout team my redshirt and freshman years," Williams says. "I worked on my routes and the older guys noticed me because I was working hard. I took in everything those first two years and used that time to learn. With my background as a defensive back, I basically know what the cornerback is thinking and what he is trying to do."

Learn he did. Quarterback Troy Aikman, never one to lavishly praise any rookie, is always hard on receivers. Speed is nice, but not everything. What is important to Aikman is route running, discipline and a willingness to work. That is why what Aikman had to say after just a three-day mini-camp practice caught everyone off guard. "I think Williams is



a receiver," said Aikman. "And I know this was only three days of work, but he's a guy. He shows experience at wide receiver and we haven't had that in a while in a rookie."

Many believe Williams will have nothing but success in the NFL, and they point to the competition he faced when Northeast Louisiana made the jump from Division I-AA to Division I, putting the Indians on the field against some of the country's top football programs, as proof of his abilities. Against some tough competition, Williams still managed to establish 15 school records, including career marks with 3,177 yards receiving, 33 touchdowns, 16 100-yard receiving games, 11 catches of over 50 yards and was the first player to gain over 1,000 yards twice in a career. He left NLU with the top two single-season yardage totals, two of the top four single-season reception totals and the top three single-season touchdowns totals in school history.

As a senior, Williams was 14th in the nation in receptions with a school record 66 catches and 12th in receiving yards with 1,056 yards. He also had a school record 12 touchdowns (topping his own mark set in 1993 and 1994). He opened the season with a five catch, 116-yard performance against Nicholls State that included 31 and 35-yard touchdowns. Against Mississippi State he had what was to be a short lived "career-day" with 12 catches for 167 yards and scoring grabs of 32, 39 and seven yards in a 34-32 win. It was short lived because he came back to snare 10 passes for a career-high 264 yards and four touchdowns (76, eight, 40 and 60 yards) against Nevada. His 24 points against the Wolf Pack were the most ever by a NLU player in a game, and his 264 receiving yards shattered the Indians previous record of 227 set by All-America and New England Patriots' second-round draft choice (1993) Vincent Brisby. He followed that with nine receptions for 138 yards and two scores against Northwestern State (La.). He had a strange end to his career as he did not catch a pass against Louisville, the first time he was ever shut out as a starter (since 1992, 34 games).

As a junior, Williams was sixth in the country with a school record 1,106 yards receiving and led the team with 57 catches and 10 touchdowns, scoring in 10-of-11 games. He also set a school record with six 100-yard performances, including five straight at one point in the season. He lit up Nevada for 188 yards on nine catches, including a 72-yard scoring catch, and he followed that with 176 yards on six catches, including a 57-yard score, in a 62-37 win over Weber State. The next week against Wyoming, he caught six passes for 160 yards and a 57-yard score. His fourth consecutive day over the century mark came against Central Florida when he had 119 yards and a score on eight receptions, and his record setting, fifth-straight 100-yard game occurred against Jacksonville State when he posted six receptions for 120 yards and a score. He had a fingertip grab for a 44-yard touchdown against Brigham Young and made three catches for 71 yards, including a leaping 54-yard score to give the Indians a 21-14 decision over Kentucky. He closed out the season with four catches for 127 yards and a 41-yard score in a 38-20 defeat of North Texas State.

A unanimous All-Southland Conference selection as a sophomore, Williams led the SLC and was 18th in the nation with 929 yards receiving. He led the Indians with 40 catches and 10 touchdowns, breaking the school record of nine first set in 1971. Williams scored in nine of the Indians 12 games on the season, and his 23.2-yard receiving average was just shy of NLU's school record of 23.5. His five catch, 144-yard performance against Eastern Kentucky included a six-yard touchdown and a regular-season career-long 80-yard grab that set up another score. He had a 36-yard touchdown grab against Southern Mississippi, and then despite playing with a sprained ankle, he made four catches for 105 yards and a touchdown against Nicholls State. He posted another 100-yard game on four receptions, including a 27-yard touchdown, against Southwest Texas State, and he came back the next week to pick up 121 yards on four receptions, including a 22-yard touchdown. He added a pair of touchdown grabs of 48 and 10 yards against Arkansas State before closing out the regular season with a four catch day that netted him 145 yards, including 60 and 57-yard scoring grabs against North Texas State. He had a big day in NLU's opening game of the Division I-AA playoffs, recording 70 and seven yard touchdown grabs against Idaho.

As a redshirt freshman playing behind Brisby in 1992, Williams caught just five passes for 86 yards and a touchdown in five games. His first career reception was good for a 43-yard score in a 38-10 win over Nicholls State. In the NCAA Division I-AA playoffs, he



showed his tremendous potential when he had 86 and 32-yard touchdown receptions against Alcorn State. His 86-yarder set a stadium record for NLU and was the second-longest reception in school history.

The first player the Cowboys have drafted out of Northeast Louisiana, Williams hopes to carry on the Indians tradition of excellent receivers, which includes Brisby and tight end Jackie Harris of the Tampa Bay Buccaneers. Williams was the 94th player selected overall, the 13th receiver, when Dallas drafted him in the third round.

An all-state selection as a defensive back at Minden, La., High School, Williams added all-district honors as a split end, recording 15 receptions for 350 yards as a senior. His father, Stepfret, Jr., was an assistant coach on the football team and is now the head football coach and principal at Minden High. Stepfret majored in accounting at Northeast Louisiana and earned Southland Conference all-academic honors.

WILLIAMS' NORTHEAST LOUISIANA TOTALS

Year	No.	Receiving			TD
		Yds.	Avg.	Long	
1992.....	5	86	17.2	26	1
1993.....	40	929	23.2	80	10
1994.....	57	1,106	19.4	72t	10
1995.....	66	1,056	16.0	76t	12
Totals.....	168	3,177	18.9	80	33

SINGLE-GAME CAREER HIGHS

Receptions - 12 @ Mississippi State, 9/30/95
 Receiving Yards - 264 @ Nevada, 10/14/95
 Long Reception - 80 vs. Eastern Kentucky, 9/11/93
 Touchdowns - 4 @ Nevada, 10/14/95



Mike Ulufale

Defensive Tackle
6'4" ★ 277 ★ 2/1/72
Brigham Young
D-3c for '96



One of the keys to the success of the Dallas defense over the past four seasons has been the quality of depth on the defensive line. With that in mind, the Cowboys drafted Mike Ulufale in the third-round of the 1996 NFL Draft in an effort to strengthen the defensive tackle rotation.

During his time at Brigham Young, Ulufale developed a reputation as a relentless pass rusher who constantly put pressure on the quarterback and had a knack for breaking free from blockers. With fine speed (4.9, 40-yard dash) and quickness off the ball, Ulufale's importance to the defensive depth chart takes on greater meaning with Russell Maryland's free agency departure to the Raiders in 1996.

As a senior, Ulufale saw action in six games, starting three at left defensive end. He finished the season with 24 tackles and three stops behind the line of scrimmage. He was named the Player of the Game against UCLA when he had six tackles, 1.5 tackles for a loss and a forced fumble. He added three tackles, two passes defended and four quarterback pressures in a 31-19 win over San Diego State. After missing four games in the middle of the season due to team rules violations, he returned to action at Tulsa and responded with six tackles, a tackle for a loss, a forced fumble and his first career interception in a 45-35 win. He followed that with a career-high five quarterback pressures and four tackles in a 31-14 win over New Mexico, earning him Player of the Game honors once again. Following the season, Ulufale was selected to participate in the Hula Bowl All-Star game.



After a medical redshirt season in 1993 when he underwent left shoulder surgery for a subluxation, Ulufale came back and started all year at right defensive tackle in 1994. He finished the season third on the team in sacks (six) and tackles for a loss (11). In his first game for the Cougars, he came up with three tackles and a pair of sacks in a 13-12 win over Hawaii. He added three quarterback pressures and two tackles for a loss against Colorado State. Despite suffering a sprained medial collateral ligament in his left knee against New Mexico, Ulufale was back on the field the following week to record a sack and a quarterback pressure against Utah State. In a 32-30 win over Fresno State, he was credited with three pressures, a sack and two tackles behind the line of scrimmage. His best day of the season came in a 24-10 win over Northeast Louisiana when he had a season-high five tackles, two sacks, a pressure and a tackle for a loss.

Before transferring to Brigham Young, Ulufale was a two-way star as a defensive end and tight end during his career at San Bernardino Valley Junior College in California. He earned first-team All-America honors on defense and second-team accolades on offense as a sophomore, when he was also selected Foothill Conference Defensive Most Valuable Player. He finished his career with 131 tackles and 26 quarterback sacks.


The fifth player the Cowboys have drafted out of Brigham Young, Ulufale is the first since Jim Herrmann, a defensive end, was taken in 1985. The 95th player selected overall in the 1996 NFL Draft, Ulufale was the seventh defensive tackle selected and the only BYU player drafted.

Ulufale was a four-year letterman in football, three-year in basketball and two-year in baseball at James Campbell High School in Honokai Hale, Hawaii. Named Most Valuable Player of his high school team, he also earned first-team West All-Star honors as a quarterback and linebacker. He was a second-team West All-Star in basketball as a senior. A recreation management major at Brigham Young, Mike and wife Carrie have two children, Micah and Jasmine.

ULUFALE'S BRIGHAM YOUNG TOTALS

Year	Tackles			Sacks	QB Press.	Tkl/Loss	Passes Def.	For. Fum.
	Solo	Ast.	Tot.					
1994	8	13	21	6.0	11.0	16.0	4	0
1995	8	16	24	0.0	3.5	10.5	2	1
Totals	16	29	45	6.0	14.5	26.5	6	1

Year	Pass Interceptions			Long	TD
	No.	Yds.	Avg.		
1995	1	4	4.0	4	0



Kenneth McDaniel

Guard

6'3" * 322 * 12/20/73

Norfolk State

D-5a for '96



In an effort to add depth to the offensive line, Dallas drafted Kenneth McDaniel out of Norfolk State with the 157th overall selection (fifth-round) in the 1996 NFL Draft. The Cowboys are hoping they can strike it rich with another small school product after finding Pro Bowlers Larry Allen (Sonoma St.) and Erik Williams (Central St.-Ohio) through the small college route. McDaniel is a tough drive blocker who knows how to use his hands to prevent defenders from getting inside leverage, and he moves well laterally for a man of his stature. McDaniel is the second Spartan ever drafted by the Cowboys, and he expects to see time at the guard position.

"Kenneth has good size and strength, which is key with his ability to play as a guard,"



states Cowboys Offensive Line Coach Hudson Houck. "He's a dedicated worker who has the chance to be a good NFL lineman if he continues to work hard and shows improvement with the techniques he'll use as a professional. He has the advantage of learning from the best lineman in the league."

McDaniel was an All-Central Intercollegiate Athletic Association first-team selection as a senior after helping the Spartans lead the nation in passing, averaging 367.4 yards-per-game. The Norfolk State offense recorded 513 yards of offense against Bowie State, 608 yards against Elizabeth City State and 549 yards against North Carolina Central. He earned CIAA Lineman of the Week accolades after the Spartans registered 450 passing yards against Virginia Union and he led Norfolk to 380 rushing yards against Johnson C. Smith. McDaniel was honored as the CIAA Lineman of the Week four times during his senior campaign.

As a junior, McDaniel missed three contests with a sprained medial collateral ligament in his right knee, but he helped the Spartans average 347.8 passing yards-per-game in the four games following his return. Norfolk State tallied 424, 313, 333 and 321 passing yards in those four games. The Spartans also rolled up 433 yards of offense against Kentucky State after McDaniel's return to the lineup. He took over the starting left tackle position four games into his sophomore season, helping the Spartans amass 2,593 passing yards. As a redshirt freshman in 1992, he lined up at right tackle and helped the offense average 183.9 passing yards-per-game.

McDaniel, born Dec. 20, 1973, was a two-way lineman at Lee-Davis High School in Mechanicsville, Va.



Alan Campos

Linebacker
6'3" ★ 236 ★ 3/3/73
Louisville
D-5b for '96



Alan Campos comes to the defending world champions with an opportunity to earn a roster spot as a reserve outside linebacker and as a contributor to the Dallas special teams. One of two linebackers drafted in the spring by Dallas, Campos was selected on the basis of the tenacity, aggressiveness and productivity he displayed as a collegiate player at Louisville.

The Dallas coaches were also impressed with his work ethic and enthusiasm—both elements that will go a long way toward determining his success as a special teamer.

In his final two years at Louisville, the numbers tell the story of his production. As a senior starter at strongside linebacker in 1995, Campos ranked second on the team in tackles with 97 stops (55 solos). He also made noise on the Cardinals' defensive statistical charts in sacks (two), passes deflected (nine), fumbles caused (three), fumbles recovered (one) and interceptions (three, one of which was returned 23 yards for a TD).

During the 1995 season, he recorded double-figure tackle totals in five games, including a season-high 15 stops against North Carolina. In that same game against the Tar Heels, Campos raced 70 yards with a fake punt for Louisville. He scored a touchdown on a 23-yard interception return in the season-ending game against North Texas State.

Campos was also the team's second leading tackler during his junior season—collecting a career-best 123 stops, while also recording three fumble recoveries, two forced fumbles, two sacks and an interception. Campos tallied at least 10 tackles in seven of the Cardinals 11 games in 1994. He scored the first touchdown of his college career by racing 20 yards with a fumble recovery in a 35-14 win over North Carolina State. Two weeks later, he registered a career high 22 tackles in a 35-14 win over Navy. Campos turned in



other solid performances in games against Boston College (16 tackles) and Tulsa (14).


Prior to becoming a full-time player in 1994 and 1995, Campos was a solid contributor to the Louisville special teams in his freshman and sophomore seasons.

A sports administration major at Louisville, Campos is a native of Miami, Fla., where he attended Palmetto High School. He was a first-team All-Dade County player as a senior, collecting 70 tackles and leading his team to a 9-3 record. Campos was born on March 3, 1973 in Miami.

CAMPOS' LOUISVILLE TOTALS

Year	Tackles			Sacks	Tkl/ Loss	QB Press.	Passes Def.	For. Fum.
	Solo	Ast.	Tot.					
1994	64	59	123	2.0	2(-7)	3	3	2
1995	55	42	97	2.0	1(-4)	5	9	3
Totals	119	101	220	4.0	3(-11)	8	12	5

Year	Pass Interceptions					Year	Opponents' Fumbles Recovered				
	No.	Yds.	Avg.	Long	TD		No.	Yds.	Avg.	Long	TD
1994	1	2	2.0	2	0	1994	3	20	6.7	20t	1
1995	3	58	19.3	24	1	1995	1	0	0.0	0	0
Totals	4	60	15.0	24	1	Totals	4	20	5.0	20t	1



Wendell Davis

Cornerback

5'10" ★ 183 ★ 6/27/73

Oklahoma

D-6 for '96



The Cowboys drafted Oklahoma cornerback Wendell Davis with the 207th overall selection (sixth-round) in the 1996 NFL Draft. Davis has the speed to stay tight with receivers on deep routes and has an explosive burst out of his backpedal. He plays the run well and knows how to get low and drive with his legs when delivering a hit. With the free agency departure of two Cowboys defensive backs, Davis will step in and compete for playing time in Dallas' nickel and prevent defenses. He will also be expected to make a contribution on special teams. Davis is only the seventh Sooner ever drafted by the Cowboys and the first since Mark Hutson was taken in the third-round of the 1988 NFL Draft.

Davis finished his final year of collegiate football with 25 tackles, two tackles for losses and five passes defended. He opened the season with three stops against San Diego State (9/9). He recorded two tackles and two passes broken up against Southern Methodist (9/16) before tallying three stops against North Texas (9/23). He contributed five stops at Iowa State (10/7) and two passes defended against Texas (10/14). He tallied three tackles and a pass break up against Oklahoma State (11/11). In his only start of the season, at Nebraska (11/24), he finished with a season-high six tackles, including a pair of stops behind the line of scrimmage.

After transferring to Oklahoma from Coffeyville, Kan., Community College and red-shirting a year, Davis saw action in every game as a junior and recorded 44 tackles, a tackle for a loss, two passes defended and a fumble recovery. In the season opener at Syracuse (9/3), he contributed a pass deflection that was intercepted by teammate Larry Bush. He tallied six tackles at Texas A&M (9/10) and five stops and a deflected pass at Colorado (10/15) in his only start of the year. Against Kansas State (10/29), he registered a season-high eight tackles. In the season finale against Nebraska (11/25), he was in on five tackles and returned his first Oklahoma interception 20 yards. He then registered three solo tackles against Brigham Young in the Copper Bowl (12/29).



Davis was an All-America honorable mention and was ranked by *SuperPrep* magazine as the third-best junior college player in the nation at Coffeyville Community College after recording 49 tackles, 17 passes defended and five interceptions in 1993.

Davis, born June 27, 1973, was a two-time All-City linebacker for North High School in Wichita, Kansas, where he also contributed on the offensive side of the ball as a fullback. He was a three year starter and led the team in tackles as a junior and senior. The sociology major was also a member of the basketball and track teams at North.

Year	DAVIS' OKLAHOMA TOTALS			Sacks	QB Press.	Tkl/Loss	Passes Def.	For. Fum.
	Solo	Ast.	Tot.					
1994.....	28	16	44	0.0	1(-3)	2	0	1
1995.....	14	11	25	0.0	2(-4)	5	0	0
Totals.....	80	38	118	0.0	5(-14)	24	1	2

Year	Pass Interceptions			Long	TD
	No.	Yds.	Avg.		
1994.....	1	20	20.0	20	0



Ryan Wood

Fullback

5'11" ★ 236 ★ 6/13/72

Arizona State

D-7 for '96



For the first time in a number of years, the Cowboys hope to have found a true back-up to fullback Daryl Johnston with the selection of Ryan Wood, a punishing blocker who is very adept at picking up the blitz. Wood has displayed many of the same skills Johnston, a two-time All-Pro, has brought to the Dallas offense over the past seven seasons. Wood averaged less than three carries a game during his collegiate career, but his real role in the Arizona State offense was very similar to that of the fullback in Dallas, protect the quarterback on passing plays and blast a linebacker on running plays.

"Ryan is one of those throwbacks," says Sun Devils' quarterback Jake Plummer. "He plays ball like it's meant to be played. It's like those old-time NFL films where they've got blood on their jerseys. He's always got blood on his jersey."

"When I pancake somebody I really get a charge," Wood says. "When you really hit somebody hard and you hear the wind come out of them and they're on the ground, it's a great feeling."

Wood played in every game, starting six, as a senior, gaining 100 yards and scoring two touchdowns on 35 carries. He also added 51 knockdown blocks, including a key block on a 58-yard touchdown run by Terry Battle in a 38-29 win over California. In that game, he also recorded six carries for 25 yards. He went over the top for a one-yard scoring run against Arizona and smashed his way into the end zone for a one-yard score in a 29-21 win over Brigham Young.

After sitting out the 1993 season due to NCAA transfer rules, Wood appeared in the first seven games of the 1994 season before suffering a season-ending ankle injury against Washington State. He scored his first touchdown for the Sun Devils on a one-yard plunge and snatched two passes for 19 yards against Louisville. He had another one-yard scoring run in a 36-35 win over Stanford.

Originally a fullback at Youngstown State University in Ohio before transferring to ASU in 1993, Wood rushed for a career-high 212 yards on 59 carries as a sophomore. His freshman year, Youngstown won the Division I-AA national championship. His sophomore year, the Penguins finished second.



Wood becomes the 14th player the Cowboys have drafted out of Arizona State, and he joins former Sun Devils Darren Woodson and Shante Carver on the current Dallas roster. The 243rd player selected overall in the 1996 NFL Draft, Wood was the only ASU player drafted.

Wood lettered in football at Loveland, Co., High School before spending 1990 at Fort Union Military Academy in Virginia. He was a history major at Arizona State.

WOOD'S COLLEGIATE TOTALS

Year	Rushing					Year	Receiving				
	No.	Yds.	Avg.	Long	TD		No.	Yds.	Avg.	Long	TD
1991 (YSU).....	11	47	4.3	11	1	1991 (YSU).....	0	0	0.0	0	0
1992 (YSU).....	59	212	3.6	13	0	1992 (YSU).....	5	28	5.6	14	0
1994 (ASU).....	8	21	2.6	5	2	1994 (ASU).....	4	37	9.3	15	0
1995 (ASU).....	35	100	2.9	12	2	1995 (ASU).....	1	3	3.0	3	0
Totals.....	113	380	3.4	13	5	Totals.....	10	68	6.8	15	0

Rookie Free Agents

Teka Brown, a 6-5, 350-pound tackle from Central State (OH), was a NAIA Division I first-team All-America selection as a junior and senior. He started every game as a senior, helping the Marauders average 424.3 offensive yards-per-game. He registered 12 knockdown blocks against Mississippi Valley while Central St. rolled up 582 yards of offense. Against North Carolina Central, he allowed quarterback Antonio Davis to pass for 356 yards. As a junior, he started every game and led the team to an average of 484.4 yards-per-game. He moved into the starting lineup at midseason of his sophomore campaign after seeing considerable action as a freshman reserve. Brown, born Sept. 18, 1971, was an all-area and all-conference two-way lineman at Wildwood, Fla., High School.

Kevin Dogins, a 6-1, 290-pound center from Texas A&M-Kingsville, was a consensus first-team All-America and All-Lone Star Conference choice as a senior when the Javelinas' offense averaged 450.2 yards-per-game. He helped the ground attack pile up 303 rushing yards in a 37-18 victory over East Texas State in 1995. As a junior, he garnered CoSIDA Division II All-America first-team and All-Lone Star Conference honors after helping A&M-Kingsville average 283.2 rushing yards-per-game. He was chosen to the All-Lone Star Conference first-team as a sophomore after earning Freshman All-America honors from Football Gazette as a freshman. Dogins, born Dec. 7, 1972, was selected all-district, all-conference, All-Greater Houston and All-America as a senior at Rice High School in Eagle Lake, Tex.

Mark Harris, a 6-3, 195-pound wide receiver from Stanford, was an All-Pac 10 Conference second-team selection after leading the Cardinals with 57 receptions for 984 yards, the third highest receiving yardage total in school history, and six touchdowns as a senior. He caught 15 passes for 182 yards and two touchdowns as a reserve his junior season. He finished his sophomore campaign with 35 catches for 580 yards and four touchdowns. Harris played his first year of college football at Ricks, Id., Junior College in 1992, where he made 52 receptions for 1,067 yards (20.5) and 12 touchdowns. He earned All-America and All-Western States Football League honors at Ricks. He sat out the 1991 season after serving on a Mormon Mission for two years in Barcelona, Spain. He was redshirted as a freshman at Southern Utah State in 1988. Harris, born April 28, 1970, was an all-state first-team pick as a senior at Box Elder, Ut., High and he lettered four times each in basketball and tennis.

Mike Harrison, a 6-3, 303-pound defensive tackle from North Carolina State, started every game at left tackle as a senior, registering 55 tackles, one and a half sacks, eight tackles for losses, five quarterback pressures and a pass deflection. He recorded 50 tackles, a sack, three stops behind the line of scrimmage, five pressures and a pass defended as he started every game at left tackle his junior season. He played in 10 games during his sophomore campaign, tallying 21 tackles, a tackle for



a loss and two pressures. He recorded 20 tackles, four stops for losses, three and a half sacks, five pressures and a forced fumble playing in every game as a freshman in 1992. Harrison, born June 28, 1974, was a Blue Chip and Super Prep All-America selection after registering 95 tackles and 11 sacks as a senior at Camden, N.J., High, where he performed as a two-way lineman.

Erick Herrin, a 6-1, 235-pound linebacker from Southern California, finished sixth on the team as a senior with 46 tackles, a sack, three tackles for losses, two passes defended, two fumbles caused and a fumble recovery despite playing in just six games. He was credited with 15 tackles against Northwestern in the Rose Bowl. He finished fourth on the team with 64 tackles, two sacks, seven tackles for losses, three caused fumbles and two passes broken up as a junior. As a sophomore at Mt. San Jacinto, Ca., Community College in 1993, Herrin earned All-America honors, was All-State Region III Defensive Most Valuable Player, Super Prep Juco 100 and All-Foothill Conference Defensive Player of the Year after recording 191 tackles, 12 pass deflections, eight sacks, 10 forced fumbles, six fumble recoveries, an interception and five blocked field goals. As a freshman, he tallied 151 tackles, seven sacks, eight passes defended, six forced fumbles, four fumble recoveries, two interceptions and a blocked kick, earning first-team All America, All-State Region III and All-Foothill Conference honors. He played cornerback and was an all-state choice as a wrestler at Central-Hower High in Akron, Oh. Herrin spent four years (1987-91) in the U.S. Marines, including a six month assignment in the Gulf War in 1991.

Rob Higbee, a 6-6, 260-pound tight end from Delaware, was an All-Yankee Conference second-team selection as a senior in 1994 after catching 20 passes for 306 yards (15.3 avg.) and two touchdowns. As a junior, he recorded one reception for 17 yards as a tight end and 18 tackles, one sack, a stop for a loss and an interception as a defensive tackle. He played in all 14 games as a sophomore, catching three pass for 34 yards (11.3) after sitting out a season after transferring from the University of Virginia, where he was redshirted as a freshman. He was an All-South Jersey and All-Cape Atlantic League choice in football, basketball and track at Mainland Regional High in Linwood, N.J. The two-time football team MVP caught 60 passes for 684 yards as a tight end and recorded 81 tackles with 10 sacks as a defensive end during his high school career. Higbee, born June 1, 1972, holds the Mainland basketball school record with 923 career rebounds and 1,119 career points.

Tony Hutson, a 6-3, 313-pound guard from Northeastern Oklahoma State, was a NAIA All-America and All-Oklahoma Intercollegiate Conference first-team choice after starting every game as a senior. He was a big factor in the team averaging 203.2 rushing yards-per-game in 1995 and recording a 349 yard rushing day against Ouachita Baptist. He was a NAIA All-America and All-OIC first-team selection as a junior after helping the Redmen gain 2,757 yards rushing (213.9 yards-per-game). He was a two-time all-conference selection at Kilgore, Tex., Junior College in 1992-93. Hutson, born March 13, 1974, was an all-state, All-Greater Houston and all-district choice at MacArthur High School in Houston, TX.

Harold Morrow, a 5-11, 210-pound fullback from Auburn, played in 10 games as a senior, gaining 88 yards on 17 carries (5.2 avg.) and catching 31 passes for 262 yards. He closed out his collegiate career with 10 carries for 39 yards against Penn State in the Outback Bowl. As a reserve fullback his junior year, he tallied 79 yards and two touchdowns on 24 carries while catching 15 passes for 171 yards (11.4 avg.) and two touchdowns. He also led the special teams with 12 tackles. He gained 49 yards on 13 carries and caught five passes for 41 yards in limited action in nine games because of a deep thigh bruise as a sophomore. After sitting out the 1991 season, he played strictly on special teams as a freshman in 1992, recording 16 special teams tackles. He lettered as a running back, defensive back, kick returner, punter and placekicker at Maplesville, Ala., High as a senior when he registered over 3,000 all-purposes yards, including 2,200 rushing yards with 27 touchdowns. He also competed in basketball and baseball. Morrow, born Feb. 24, 1973, is the cousin of former Cowboys fullback Tommie Agee.



Buster Owens, a 5-11, 202-pound cornerback from Georgia, registered 43 tackles, four pass deflections and a forced fumble as a senior. He played in every game, with three starts, as a junior, recording 44 tackles, three tackles for losses, two passes defended and a fumble recovery. He started nine games at strong safety as a sophomore, tallying 50 stops, three sacks, four tackles for losses, three interceptions and a pass broken up. Playing in every game as a reserve, he recorded 19 tackles, with three for losses, and an interception as a redshirt freshman in 1992. Owens, born Jan. 30, 1973, was an all-state Class AAAA selection at LaGrange, Ga., High as a receiver and a cornerback. He recorded 101 tackles, two forced fumbles and five interceptions (200 return yards) as a senior. He also lettered in track.

Jarvis Perry, a 6-0, 205-pound running back from Rowan, was an All-New Jersey Conference and All-Eastern College Athletic Conference first-team selection after averaging 6.6 yards-per-carry (663 yards on 101 carries) and scoring seven touchdowns in nine games as a senior in 1993. As a junior, he tallied 432 yards and nine touchdowns on 85 carries (5.1 avg.) and 97 yards on 14 receptions to earn All-NJAC honors. He gained 502 yards and two touchdowns on 113 carries (4.4) as a sophomore after registering 611 yards and five touchdowns on 148 carries as a freshman in 1990. He led the Rowan 4x100-meter relay team to a seventh place finish at the 1993 NCAA Outdoor Track & Field Championships to earn All-America honors. Perry, born Feb. 3, 1969, was selected all-state, all-district and all-area in football and track at Camden, N.J., High.

Reggie Reser, a 5-9, 176-pound cornerback from Washington, started every game at weakside corner as a senior, recording 42 tackles, three and a half tackles for losses, three interceptions and five passes defended. The All-Pac 10 Conference honorable mention corner tallied 29 tackles, four interceptions, four passes broken up and two fumble recoveries while starting 11 games as a junior. He returned his only interception 79 yards for a touchdown. He started every game his sophomore campaign and registered 38 tackles, seven pass deflections, three interceptions, two forced fumbles and a fumble recovery. He played in all 11 games as a redshirt freshman in 1992 and recorded 11 tackles. Reser, born Jan. 17, 1973, picked off 12 passes, eight as a senior, and tallied 250 tackles during his career at John Muir High School in Pasadena, Ca. The all-state and two-time All-Pacific League choice returned eight punts and four kickoffs for touchdowns in three seasons at John Muir.

Jason Shelley, a 6-1, 192-pound wide receiver from Central State (OH), was a NAIA All-America honorable mention as a senior. He started every game and tallied 58 receptions for 991 yards (17.1 avg.) and 12 touchdowns. He also returned 10 punts for 105 yards and eight kickoffs for 191 yards (22.6). He sat out his junior season after transferring from the University of Washington, where he caught 17 passes for 270 yards (15.9) and a touchdown while playing in only four games as a sophomore. He was a freshman All-America selection by *USA Today* after catching 20 passes for 382 yards (19.1) and two touchdowns playing as a reserve. He lettered as a receiver and defensive back at Vallejo, Ca., High School. He caught 39 passes for 860 yards (22.1) and 13 touchdowns and recorded 100 tackles with four interceptions as a senior. Shelley, born Aug. 5, 1974, is a cousin of Chicago Bears running back Rashaan Salaam.

Haywood Simmons, a 6-3, 260-pound defensive end from Wisconsin, recorded seven tackles in 11 games as a reserve weakside defensive end his senior season. Playing as a reserve right defensive tackle as a junior, he tallied 10 tackles and two tackles for losses. He performed on the Badgers scout team as a sophomore and as a redshirt freshman, and he was named the Scout Team Defensive Player of the Year during his sophomore campaign. Simmons, born Jan. 13, 1973, was selected all-city first-team after recording 62 tackles and 12 stops behind the line of scrimmage as a junior at Southwest High School in Macon, Ga. He registered 144 tackles, 21 sacks and seven fumble recoveries while also lettering in baseball and wrestling.

Rudy Smith, a 6-5, 250-pound defensive end from Rutgers, started 11 games at right end as a senior, recording 50 tackles, four sacks, a tackle for a loss and a forced fumble.



ble. He saw limited action in nine games as a junior because of a pinched nerve in his neck, but finished with 19 tackles and a tackle behind the line of scrimmage. He sat out his sophomore season after transferring from Maryland during his freshman campaign. He was a Blue Chip All-America, *Bergen Record* all-county and *Star-Ledger* all-state first-team choice at Don Bosco, N.J., Prep School as a senior. Smith, born April 11, 1973, lettered twice in both football and basketball and led the football team to the state title in 1990.

Stan Whitlock, a 5-11, 215-pound kicker from Wingate, handled placekicking and punting duties for the Bulldogs. He scored 53 points on 11-of-25 field goals and 20-of-23 extra point attempts as a senior while averaging 39.4 yards on 57 punts. He connected on eight-of-11 field goal attempts and 22-of-27 PATs for 46 points and punted 43 times for a 38.6 average during his junior campaign. He scored 54 points as a sophomore after connecting on six-of-10 field goals and 36-of-41 extra points while averaging 40.9 yards on 44 punts. He tallied 40 points on 7-of-12 field goal attempts and 19-of-21 PATs as a freshman. He also punted 43 times for a 39.0 average. He was an all-state, all-county and all-region Class 1-AAAA selection at District 55 High School in Laurens, S.C. Whitlock, born Jan. 19, 1974, was the team's Most Valuable Specialist as a senior when he led the state's kickers with 96 points. He was a three year letterman in football and a two-time letterman in baseball for District 55.

1996 Rookie and First-Year Roster

NO	NAME	POS	HGT	WGT	BIRTH-DATE	NFL EXP	COLLEGE	HOW ACQ.
7	Alsbury, Paul	P	6-1	203	9/15/68	1	SW Texas St.	FA-'96
77	Brown, Teka	T	6-5	350	9/18/71	R	Central State (OH)	FA-'95
4	Bullard, Kendrick	WR	6-2	190	4/30/72	1	Arkansas State	FA-'96
57	Campos, Alan	LB	6-3	236	3/3/73	R	Louisville	D5b-'96
35	Davis, Wendell	CB	5-10	183	6/27/73	R	Oklahoma	D6-'96
27	Dillard, Barry	CB	5-10	185	2/14/73	1	Memphis	FA-'96
65	Dogins, Kevin	C	6-1	290	12/7/72	R	Texas A&M-K'ville	FA-'96
82	Gadsden, Oronde	WR	6-3	216	8/20/71	1	Winston-Salem	FA-'95
56	Godfrey, Randall	LB	6-2	237	4/6/73	R	Georgia	D2b-'96
47	Goodwin, Matt	S	6-1	205	7/15/70	1	Iowa State	FA-'96
1	Harris, Mark	WR	6-3	195	4/28/70	R	Stanford	FA-'96
72	Harrison, Mike	DT	6-3	303	6/28/74	R	North Carolina St.	FA-'96
41	Hatch, Lawrence	CB	6-0	196	5/22/71	1	Florida	FA-'96
58	Herrin, Erick	LB	6-1	235	4/3/69	R	Southern Cal	FA-'96
89	Higbee, Rob	TE	6-6	260	6/1/72	R	Delaware	FA-'96
66	Hutson, Tony	G	6-3	313	3/13/74	R	N.E. Oklahoma St.	FA-'96
62	Jones, John	G	6-1	309	12/8/72	1	Kansas	FA-'95
76	McDaniel, Kenneth	G/T	6-3	322	12/20/73	R	Norfolk State	D5a-'96
46	Mock, Kerry	LB	6-1	232	8/17/73	1	North Carolina	FA-'96
33	Morrow, Harold	FB	5-11	210	2/24/73	R	Auburn	FA-'96
30	Owens, Buster	CB	5-11	202	1/30/73	R	Georgia	FA-'96
45	Perry, Jarvis	RB	6-0	205	2/3/70	R	Rowan	FA-'96
97	Pittman, Kavika	DE	6-6	263	10/9/74	R	McNeese State	D2a-'96
44	Reser, Reggie	CB	5-9	176	1/17/73	R	Washington	FA-'96
36	Ross, Dominique	RB	6-0	203	1/12/72	1	Valdosta State	FA-'95
9	Semptimpfelter, Scott	QB	6-2	215	5/15/72	1	Lehigh	FA-'96
6	Shelley, Jason	WR	6-1	192	8/5/74	R	Central State (OH)	FA-'96
50	Shiver, Clay	C	6-2	294	12/7/72	R	Florida State	D3a-'96
75	Simmons, Haywood	DE	6-3	260	1/13/73	R	Wisconsin	FA-'96
74	Smith, Rudy	DE	6-5	250	4/11/73	R	Rutgers	FA-'96
93	Ulufale, Mike	DT	6-4	277	2/1/72	R	Brigham Young	D3c-'96
3	Whitlock, Stan	K	5-11	215	1/19/74	R	Wingate	FA-'96
32	Williams, Germaine	FB	5-10	228	2/4/71	1	Louisiana State	FA-'96
80	Williams, Stepfret	WR	6-0	170	6/14/73	R	NE Louisiana	D3b-'96
34	Wood, Ryan	FB	5-11	236	6/13/72	R	Arizona State	D7-'96



Dallas Cowboys 1996 Veterans Roster

NO	NAME	POS	HGT	WGT	BIRTH- DATE	NFL EXP	COLLEGE	HOW ACQ.
8	Aikman, Troy	QB	6-4	223	11/21/66	8	UCLA	D1-'89
73	Allen, Larry	G/T	6-3	326	11/27/71	3	Sonoma State	D2-'94
40	Bates, Bill	S	6-1	211	6/6/61	14	Tennessee	FA-'83
68	Batiste, Michael	G/C	6-3	305	12/24/70	2	Tulane	FA-'95
91	Benson, Darren	DT	6-7	308	8/25/74	2	Trinity Valley C.C.	S3-'95
86	Bjornson, Eric	TE	6-4	236	12/15/71	2	Washington	D4a-'95
18	Boniol, Chris	K	5-11	167	12/9/71	3	Louisiana Tech	FA-'94
29	Brice, Alundis	CB	5-10	178	5/1/70	2	Mississippi	D4b-'95
96	Carver, Shante	DE	6-5	253	2/12/71	3	Arizona State	D1-'94
87	Davis, Billy	WR	6-1	197	7/6/72	2	Pittsburgh	FA-'95
53	Donaldson, Ray	C	6-3	311	5/18/58	17	Georgia	UFA(Sea)-'95
17	Garrett, Jason	QB	6-2	195	3/28/66	4	Princeton	FA-'93
94	Haley, Charles	DE	6-5	255	1/6/64	11	James Madison	T(SF)-'92
63	Hannah, Shane	G	6-5	329	10/21/71	2	Michigan State	D2c-'95
54	Hardy, Darryl	LB	6-2	230	11/22/68	2	Tennessee	W(Ariz)-'95
24	Harper, Roger	S	6-2	223	10/26/70	4	Ohio State	T(Atl)-'96
69	Hegamin, George	T	6-7	331	2/14/73	3	N. Carolina State	D3-'94
70	Hellestrae, Dale	G/C	6-5	286	7/11/62	12	SMU	T(Raid)-'90
95	Hennings, Chad	DT	6-6	295	10/20/65	5	Air Force	D11-'88
81	Hervey, Edward	WR	6-3	189	5/4/73	2	Southern Cal	D5a-'95
88	Irvin, Michael	WR	6-2	207	3/5/66	9	Miami, Fla.	D1-'88
19	Jett, John	P	6-0	199	11/11/68	4	East Carolina	FA-'93
48	Johnston, Daryl	FB	6-2	242	2/10/66	8	Syracuse	D2-'89
78	Lett, Leon	DT	6-6	291	10/12/68	6	Emporia State	D7-'91
31	Marion, Brock	S	5-11	193	6/11/70	4	Nevada-Reno	D7-'93
99	McCormack, Hurvin	DL	6-5	278	4/6/72	3	Indiana	FA-'94
98	Myles, Godfrey	LB	6-1	240	9/22/68	6	Florida	D3a-'91
61	Newton, Nate	G	6-3	320	12/20/61	11	Florida A&M	FA-'86
84	Novacek, Jay	TE	6-4	234	10/24/62	12	Wyoming	PB(Pho)-'90
2	Sanders, Deion	CB/WR	6-1	195	8/9/67	8	Florida State	UFA(SF)-'95
52	Schwartz, Jim	LB	6-2	240	1/23/70	3	Purdue	T(Chi)-'94
59	Smith, Darrin	LB	6-1	230	4/15/70	4	Miami, Fla.	D2b-'93
22	Smith, Emmitt	RB	5-9	209	5/15/69	7	Florida	D1-'90
26	Smith, Kevin	CB	5-11	188	4/7/70	5	Texas A&M	D1a-'92
55	Strickland, Fred	LB	6-2	250	8/15/66	9	Purdue	UFA(GB)-'96
90	Sturgis, Oscar	DL	6-5	278	1/12/71	2	North Carolina	D7-'95
51	Thomas, Broderick	LB	6-4	242	2/20/67	8	Nebraska	FA-'96
92	Tolbert, Tony	DE	6-6	263	12/29/67	8	Texas-El Paso	D4-'89
71	Tuinei, Mark	T	6-5	314	3/31/60	14	Hawaii	FA-'83
83	Watkins, Kendell	TE	6-1	282	3/8/73	2	Mississippi State	D2b-'95
42	Williams, Charlie	S	6-0	189	2/2/72	2	Bowling Green	D3-'95
79	Williams, Erik	T	6-6	324	9/7/68	6	Central State, OH	D3c-'91
85	Williams, Kevin	WR	5-9	194	1/25/71	4	Miami, Fla.	D2a-'93
20	Williams, Sherman	RB	5-8	191	8/13/73	2	Alabama	D2a-'95
11	Wilson, Wade	QB	6-3	206	2/1/59	16	East Texas State	FA-'95
28	Woodson, Darren	S	6-1	216	4/25/69	5	Arizona State	D2b-'92



Cowboys All-Time Roster

ASSISTANT COACHES

Alexander, Hubbard, 1989-95
 Allen, Ermal, 1962-83
 Armstrong, Neill, 1982-89
 Avezzano, Joe, 1990-95
 Berry, Raymond, 1968
 Blake, John, 1993-95
 Boller, Craig, 1995
 Brodsky, Joe, 1989-95
 Campo, Dave, 1989-95
 Dahms, Tom, 1960-62
 Davis, Butch, 1989-94
 Dimancheff, Babe, 1960-62
 Ditka, Mike, 1973-81
 Ecklund, Brad, 1960-63
 Eddy, Jim, 1993-95
 Erkenbeck, Jim, 1987-88
 Ford, Robert, 1991-95
 Franklin, Bobby, 1968-72
 Gillman, Sid, 1972
 Hackett, Paul, 1986-88
 Hickey, Red, 1964
 Hoffman, Steve, 1989-95
 Houck, Hudson, 1993-95
 Hughes, Ed, 1973-76
 Lavan, Al, 1980-88
 Lowry, Alan, 1982-90
 Mackovic, John, 1981-82
 Meeks, Ron, 1991
 Myers, Jim, 1962-86
 Nolan, Dick, 1962-67, 1982-90
 Reeves, Dan, 1970-80
 Renfro, Ray, 1968-72
 Rhome, Jerry, 1989
 Roy, Alvin, 1973-75
 Shofner, Jim, 1983-85
 Shula, Dave, 1989-90
 Slowik, Bob, 1992
 Solari, Mike, 1987-88
 Stallings, Gene, 1972-85
 Stautner, Ernie, 1966-88
 Tubbs, Jerry, 1966-88
 Turner, Norv, 1991-93
 Wannstedt, Dave, 1989-92
 Ward, Bob, 1976-89
 Wise, Tony, 1989-92
 Woicik, Mike, 1990-95
 Zampese, Ernie, 1994-95
 Zimmer, Mike, 1994-95

PLAYERS

A

50 Abrams, Bobby, LB, Michigan, 1992-93
 21 Adams, David, RB, Arizona, 1987
 26 Adderley, Herb, CB, Michigan State, 1970-72

23 Adkins, Margene, WR, Henderson J.C., 1970-71
 34 Agee, Tommie, FB, Auburn, 1990-94
 8 Aikman, Troy, QB, UCLA, 1989-95
 36 Albritton, Vince, S/LB, Washington, 1984-91
 87 Alexander, Ray, WR, Florida A&M, 1988-89
 31 Allen, Gary, RB, Hawaii, 1983-84
 73 Allen, Larry, G/T, Sonoma State, 1994-95
 19 Alworth, Lance, WR, Arkansas, 1971-72
 66 Andrie, George, DE, Marquette, 1962-72
 81 Ankrom, Scott, WR, Texas Christian, 1989
 10/35 Armstrong, Jimmy, DB, Appalachian State, 1987
 64 Arneson, Jim, C/G, Arizona, 1973-74
 78 Asher, Bob, T, Vanderbilt, 1970
 76 Aughtman, Dowe, OL, Auburn, 1984
 89 Awalt, Rob, TE, San Diego St., 1990-91

B

33 Babb, Gene, LB/RB, Austin College, 1960-61
 53 Babinecz, John, LB, Villanova, 1972-73
 23 Bailey, Robert, CB, Miami, Fla., 1995
 66 Baker, Jesse, DE, Jacksonville State, 1986
 10 Baker, Jon, K, Arizona State, 1995
 38 Baker, Sam, P/K, Oregon State, 1962-63
 62 Baldinger, Brian, OL, Duke, 1982-84, 1986-87
 87 Banks, Gordon, WR, Stanford, 1985-87
 80 Barksdale, Rod, WR, Arizona, 1987
 31 Barnes, Benny, DB, Stanford, 1972-82
 80 Barnes, Gary, WR, Clemson, 1963
 56 Barnes, Reggie, LB, Oklahoma, 1995
 56 Barnes, Rodrigo, LB, Rice, 1973-74
 81 Bateman, Marv, P, Utah, 1972-74
 40 Bates, Bill, S, Tennessee, 1983-95
 68 Batiste, Michael, DT/G, Tulane, 1995
 46 Baynham, Craig, RB, Georgia Tech, 1967-69
 11 Belden, Bob, QB, Notre Dame, 1969-70
 91 Benson, Darren, DT, Trinity Valley C.C., 1995
 20 Bercich, Bob, S, Michigan State, 1960-61
 76 Bethea, Larry, DL, Michigan State, 1978-83
 7 Beuerlein, Steve, QB, Notre Dame, 1991-92
 36 Bielski, Dick, TE, Maryland, 1960-61
 44 Bishop, Don, CB, CCLA, 1960-65
 86 Bjornson, Eric, TE, Washington, 1995
 24 Blackwell, Alois, RB, Houston, 1978-79
 89 Blackwell, Kelly, TE, Texas Christian, 1993
 46 Blake, Ricky, RB, Alabama A&M, 1991
 28 Blount, Alvin, RB, Maryland, 1987
 68 Boeke, Jim, T, Heidelberg, 1964-67
 18 Boniol, Chris, K, Louisiana Tech, 1994-95
 87 Borden, Nate, DE, Indiana, 1960-61
 84 Borresen, Rich, TE, Northwestern, 1987
 51 Braatz, Tom, LB, Marquette, 1960
 77 Bradfute, Byron, T, Southern Mississippi, 1960-61
 1 Brady, Kerry, K, Hawaii, 1987
 53 Breunig, Bob, LB, Arizona State, 1975-84
 21/23/29 Brice, Alundis, CB, Mississippi, 1995
 43 Briggs, Greg, S, Texas Southern, 1995



- 63 **Brinkley, Lester**, DL, Mississippi, 1990
 36 **Brinson, Larry**, RB, Florida, 1977-79
 77 **Brock, Clyde**, DT, Utah State, 1962-63
 99 **Brooks, Kevin**, DT, Michigan, 1985-88
 44 **Brooks, Michael**, S. No. Carolina St., 1990
 62 **Brotzki, Bob**, T, Syracuse, 1988
 79 **Broughton, Willie**, DT, Miami, Fla., 1989-90
 33 **Brown, Eric**, DB, Savannah State, 1989
 59 **Brown, Guy**, LB, Houston, 1977-82
 24 **Brown, Larry**, CB, Texas Christian, 1991-95
 31 **Brown, Otto**, DB, Prairie View, 1969
 59/50 **Brownlow, Darrick**, LB, Illinois, 1991, 1994
 22 **Bullocks, Amos**, RB, Southern Illinois, 1962-64
 15/89/82 **Burbage, Cornell**, WR, Kentucky, 1987-89
 60 **Burkett, Jackie**, LB, Auburn, 1968-69
 73 **Burnette, Dave**, T, Central Arkansas, 1987
 57 **Burton, Ron**, LB, North Carolina, 1987-89
 22 **Butler, Bill**, S. Tenn. Chattanooga, 1960

C

- 60 **Caffey, Lee Roy**, LB, Texas A&M, 1971
 52 **Cannon, Billy**, LB, Texas A&M, 1984
 59 **Capone, Warren**, LB, Louisiana State, 1975
 18 **Carano, Glenn**, QB, Nevada-Las Vegas, 1977-83
 17 **Carmichael, Harold**, WR, Southern, 1984
 10 **Carrell, Duane**, P, Florida State, 1974
 75 **Carter, Jon**, DT, Pittsburgh, 1989
 96 **Carver, Shante**, DE, Arizona State, 1994-95
 25 **Case, Scott**, S, Oklahoma, 1995
 75 **Casillas, Tony**, DT, Oklahoma, 1991-93
 79 **Cesario, Sal**, G, Cal. Poly SLO, 1987
 85/89 **Chandler, Thornton**, TE, Alabama, 1986-89
 72 **Cheek, Louis**, OL, Texas A&M, 1990
 77 **Cisowski, Steve**, T, Santa Clara, 1987
 42 **Clack, Darryl**, RB, Arizona State, 1986-89
 83/17 **Clark, Mike**, K, Texas A&M, 1968-71, 1973
 73 **Clark, Monte**, T, Southern California, 1962
 37 **Clark, Phil**, DB, Northwestern, 1967-69
 82 **Clarke, Frank**, TE/WR, Colorado, 1960-67
 47 **Clinkscale, Dexter**, S, South Carolina State, 1980, 1982-85

- 59 **Cobb, Garry**, LB, Southern California, 1988-89
 63 **Cole, Larry**, DL, Hawaii, 1968-80
 41 **Coleman, Anthony**, DB, Baylor, 1987
 44 **Coleman, Lincoln**, RB, Baylor, 1993-94
 86 **Coleman, Ralph**, LB, No. Carolina A&T, 1972
 10 **Collier, Reggie**, QB, Southern Mississippi, 1986
 77 **Colvin, Jim**, DT, Houston, 1964-66
 31 **Cone, Fred**, K, Clemson, 1960
 54/53 **Connelly, Mike**, C, Utah State, 1960-67
 40 **Conrad, Bobby Joe**, WR, Texas A&M, 1969
 61 **Cooper, Jim**, OL, Temple, 1977-86
 93 **Cooper, Reggie**, LB, Nebraska, 1991
 68 **Cornish, Frank**, C, UCLA, 1992-94
 85 **Cornwell, Fred**, TE, Southern California, 1984-85
 84 **Cosbie, Doug**, TE, Santa Clara, 1979-88
 44/81 **Courville, Vince**, WR, Rice, 1987
 90 **Crockett, Willis**, LB, Georgia Tech, 1990
 85 **Cronin, Gene**, LB, Pacific, 1960
 62 **Cvercko, Andy**, G, Northwestern, 1961-62

D

- 81 **Daniel, Tim**, WR, Florida A&M, 1993
 45/21 **Daniels, Dick**, S, Pacific, Ore., 1966-68
 87 **Davis, Billy**, WR, Pittsburgh, 1995
 89 **Davis, Donnie**, WR, Southern, 1962
 57 **Davis, Kyle**, C, Oklahoma, 1975
 88 **Davis, Sonny**, LB, Baylor, 1961
 55 **Del Rio, Jack**, LB, Southern California, 1989-91
 55 **DeOssie, Steve**, LB, Boston College, 1984-88
 21 **Dennison, Doug**, RB, Kutztown State, 1974-78
 83 **Deters, Harold**, K, No. Carolina State, 1967
 26 **Dial, Buddy**, WR, Rice, 1964-66
 51 **Dickerson, Anthony**, LB, Southern Methodist, 1980-84
 71 **Dickson, Paul**, T, Baylor, 1960
 76 **Diehl, John**, DT, Virginia, 1965
 89 **Ditka, Mike**, TE, Pittsburgh, 1969-72
 86/21 **Dixon, James**, WR/RB, Houston, 1989-91
 34 **Doelling, Fred**, S, Pennsylvania, 1960
 53 **Donaldson, Ray**, C, Georgia, 1995
 83 **Donley, Doug**, WR, Ohio State, 1981-84
 62 **Donohue, Leon**, G, Cal. State San Jose, 1965-67
 67 **Donovan, Pat**, T, Stanford, 1975-83
 83 **Doran, Jim**, WR, Iowa State, 1960-61
 33 **Dorsett, Tony**, RB, Pittsburgh, 1977-87
 34 **Douglas, Merrill**, RB, Utah, 1961
 30 **Dowdle, Mike**, RB/LB, Texas, 1960-62
 26 **Downs, Michael**, S, Rice, 1981-88
 86 **Duckett, Kenny**, WR, Wake Forest, 1985
 89 **Dugan, Fred**, WR, Dayton, 1960
 52 **Duliban, Chris**, LB, Texas, 1987
 37 **Dunn, Perry Lee**, RB, Mississippi, 1964-65
 45 **Dupre, L.G.**, RB, Baylor, 1960-61
 89 **DuPre, Billy Joe**, TE, Michigan State, 1973-83
 78 **Dutton, John**, DL, Nebraska, 1979-86
 71 **Dwyer, Mike**, DT, Massachusetts, 1987

E

- 42 **Easmon, Ricky**, DB, Florida, 1985
 79/77 **East, Ron**, DT, Montana State, 1967-70
 52 **Edwards, Dave**, LB, Auburn, 1963-75
 58 **Edwards, Dixon**, LB, Michigan State, 1991-95
 81/87 **Edwards, Kelvin**, WR, Liberty, 1987-88
 52 **Eidson, Jim**, G/C, Mississippi State, 1976
 53 **Elam, Onzy**, LB, Tennessee State, 1989
 2 **Elliott, Lin**, K, Texas Tech, 1992-93
 31/27 **Everett, Thomas**, S, Baylor, 1992-93

F

- 63 **Falls, Mike**, G, Minnesota, 1960-61
 27 **Fellows, Ron**, CB, Missouri, 1981-86
 54 **Fieldings, Anthony**, LB, Morningside College, 1995
 46 **Fishback, Joe**, S, Carson-Newman, 1993-94
 73 **Fisher, Ray**, T, Eastern Illinois, 1960
 62 **Fitzgerald, John**, C, Boston College, 1971-80
 55 **Flaherty, Harry**, LB, Holy Cross, 1987
 82 **Fleming, Cory**, WR, Tennessee, 1994-95
 45 **Flowers, Richmond**, S, Tennessee, 1969-71

ALL-TIME ROSTER



80/83 **Folkins, Lee**, TE, Washington, 1962-64
 85 **Folsom, Steve**, TE, Utah, 1987-90
 86 **Ford, Bernard**, WR, Central Florida, 1989
 40 **Fowler, Todd**, FB, Stephen F. Austin, 1985-88
 38 **Francis, Ron**, CB, Baylor, 1987-90
 32 **Franckhauser, Tom**, CB, Purdue, 1960-61
 76 **Frank, Bill**, T, Colorado, 1964
 71 **Frederick, Andy**, T, New Mexico, 1977-81
 15 **Fritsch, Toni**, K, Vienna, Austria, 1971-73, 1975
 79 **Frost, Ken**, DT, Kentucky, 1961-62
 75 **Fry, Bob**, T, Kentucky, 1960-64
 84 **Fugett, Jean**, TE, Amherst, 1972-75

G

80 **Gadsden, Oronde**, WR, Winston-Salem, 1995
 27 **Gaechter, Mike**, S, Oregon, 1962-69
 39 **Gainer, Derrick**, RB, Florida A&M, 1992-93
 89 **Galbraith, Scott**, TE, Southern California, 1993-94
 29 **Gant, Kenneth**, CB, Albany St., 1990-94
 17 **Garrett, Jason**, QB, Princeton, 1993-95
 32 **Garrison, Walt**, RB, Oklahoma State, 1966-74
 80 **Gay, Everett**, WR, Texas, 1988
 35 **Gent, Pete**, WR/TE, Michigan State, 1964-68
 67/63 **Gesek, John**, G, Cal. St.-Sacramento, 1990-93
 11 **Gibbs, Sonny**, QB, Texas Christian, 1963
 66 **Gogan, Kevin**, T, Washington, 1987-93
 76 **Gonzaga, John**, DE, No college, 1960
 83 **Gonzalez, Leon**, WR, Bethune, Cookman, 1985
 44 **Gowdy, Cornell**, DB, Morgan State, 1986
 71 **Granger, Charlie**, T, Southern, 1961
 28 **Granger, Norm**, RB, Iowa, 1984
 29/48 **Green, Alex**, CB, Indiana, 1987
 61 **Green, Allen**, P/K, Mississippi, 1961
 34 **Green, Cornell**, DB, Utah State, 1962-74
 79 **Gregg, Forrest**, G/T, Southern Methodist, 1971
 77 **Gregory, Bill**, DL, Wisconsin, 1971-77
 21 **Gregory, Glynn**, WR/DB, Southern Methodist, 1961-62
 64 **Grottkau, Bob**, G, Oregon, 1961
 60 **Guy, Buzz**, G, Duke, 1960

H

64 **Hagen, Halvor**, C/G, Weber State, 1969-70
 94 **Haley, Charles**, DE, James Madison, 1992-95
 38 **Hall, Chris**, S, East Carolina, 1993
 60 **Hamel, Dean**, DT, Tulsa, 1989-90
 63 **Hannah, Shane**, G, Michigan State, 1995
 52 **Hansen, Wayne**, LB, Texas Wesleyan, 1960
 54 **Hardy, Darryl**, LB, Tennessee, 1995
 80 **Harper, Alvin**, WR, Tennessee, 1991-94
 50 **Harper, Dave**, LB, Humboldt State, 1990
 43 **Harris, Cliff**, S, Ouachita, 1970-79
 86 **Harris, Duriel**, WR, New Mexico State, 1984
 40 **Harris, Jim**, S, Oklahoma, 1961
 80 **Harris, Rod**, WR, Texas A&M, 1990
 22 **Hayes, Bob**, WR, Florida A&M, 1965-74
 33 **Hayes, Wendell**, RB, Humboldt State, 1963
 27 **Haynes, Tommy**, S, Southern California, 1987
 56 **Hays, Harold**, LB, Southern Mississippi, 1963-67
 162

62/78 **Healy, Don**, DT, Maryland, 1960-61
 69 **Hegamin, George**, T, North Carolina State, 1994-95
 58 **Hegman, Mike**, LB, Tennessee State, 1976-88
 11 **Heinrich, Don**, QB, Washington, 1960
 62/70 **Hellestrae, Dale**, OL, Southern Methodist, 1990-95
 56 **Henderson, Thomas**, LB, Langston, 1975-79
 58/50 **Hendrickson, Steve**, LB, California, 1989
 45 **Hendrix, Manny**, CB, Utah, 1986-91
 85 **Hendrix, Tim**, TE, Tennessee, 1987
 95 **Hennings, Chad**, DT, Air Force, 1992-95
 72 **Herchman, Bill**, DT, Texas Tech, 1960-61
 1 **Herrerra, Efen**, K, UCLA, 1974, 1976-77
 81 **Hervey, Edward**, WR, Southern Cal, 1995
 21 **Higgs, Mark**, RB, Kentucky, 1988
 32 **Highsmith, Alonzo**, FB, Miami, Fla., 1990-91
 31 **Hill, Bill**, CB, Rutgers, 1987
 35 **Hill, Calvin**, RB, Yale, 1969-74
 25 **Hill, Rod**, CB, Kentucky State, 1982-83
 80 **Hill, Tony**, WR, Stanford, 1977-86
 60/90 **Hill, Tony**, DE, Tenn. Chattanooga, 1991-92
 10 **Hodson, Tommy**, QB, Louisiana State, 1994
 14 **Hogeboom, Gary**, QB, Central Michigan, 1980-85
 23 **Holloway, Johnny**, CB, Kansas, 1986
 47 **Holmes, Clayton**, CB, Carson-Newman, 1992-95
 30 **Holt, Issiac**, CB, Alcorn State, 1989-92
 24 **Homan, Dennis**, WR, Alabama, 1968-70
 9 **Hoopes, Mitch**, P, Arizona, 1975
 20 **Horton, Ray**, S, Washington, 1989-92
 67 **Houser, John**, C/G, Redlands, 1960-61
 86 **Houston, Bill**, WR, Jackson State, 1974
 21 **Howard, Carl**, CB, Rutgers, 1984
 99 **Howard, David**, LB, Cal. St. Long Beach, 1989-90
 81 **Howard, Percy**, WR, Austin Peay, 1975
 87 **Howard, Ron**, TE, Seattle, 1974-75
 54 **Howley, Chuck**, LB, West Virginia, 1961-73
 51 **Howton, Bill**, WR, Rice, 1960-63
 81 **Hoyem, Lynn**, C/G, Cal. St. Long Beach, 1962-63
 42 **Hughes, Randy**, S, Oklahoma, 1975-80
 11 **Humphrey, Buddy**, QB, Baylor, 1961
 79 **Hunt, John**, G/T, Florida, 1984
 34 **Hunter, Monty**, S, Salem, 1982
 52/58 **Hurd, Jeff**, LB, Kansas State, 1987
 40 **Hurt, Eric**, CB, Cal. State San Jose, 1980
 66 **Husmann, Ed**, DT, Nebraska, 1960
 59 **Hutcherson, Ken**, LB, Livingston State, 1974
 57/55 **Huther, Bruce**, LB, New Hampshire, 1977-80, 1983

I

88 **Irvin, Michael**, WR, Miami, Fla., 1988-95
 60 **Isbell, Joe Bob**, G, Houston, 1962-65

J

32 **Jackson, Tim**, S, Nebraska, 1989
 83 **Jackson, Willie**, WR, Florida, 1994
 53 **Jax, Garth**, LB, Florida State, 1986-88
 77 **Jeffcoat, Jim**, DE, Arizona State, 1983-94
 84 **Jennings, Keith**, TE, Clemson, 1989



- 37 Jensen, Jim, RB, Iowa, 1976
 19 Jett, John, P, East Carolina, 1993-95
 86 Johnson, Butch, WR, Calif.-Riverside, 1976-83
 23 Johnson, Mike, CB, Kansas, 1966-69
 64 Johnson, Mitch, G, UCLA, 1965
 29 Johnson, Udra, RB, West Virginia, 1989
 91 Johnson, Walter, DT, Pittsburgh, 1987
 48 Johnston, Daryl, FB, Syracuse, 1989-95
 51 Jones, Dale, LB, Tennessee State, 1987
 39 Jones, E.J., RB, Kansas, 1987
 72 Jones, Ed, DE, Tennessee State, 1974-78, 1980-89
 23 Jones, James, RB, Mississippi State, 1980-82, 1984-85
 97 Jones, Jimmie, DL, Miami, Fla., 1990-93
 55 Jones, Robert, LB, East Carolina, 1992-95
 55 Jordan, Lee Roy, LB, Alabama, 1963-76

K

- 57 Keller, Mike, LB, Michigan, 1972
 60 Kennard, Derek, G, Nevada-Reno, 1994-95
 68 Ker, Crawford, G, Florida, 1985-90
 60 Killian, Gene, G, Tennessee, 1974
 60 Kiner, Steve, LB, Tennessee, 1970
 57 King, Angelo, LB, South Carolina State, 1981-83
 73 Kitson, Syd, G, Wake Forest, 1984
 79 Klein, Dick, T, Iowa, 1960
 18 Kosar, Bernie, QB, Miami, Fla., 1993
 35 Kowalczyk, Walt, RB, Michigan State, 1960
 9 Kupp, Craig, QB, Pacific-Lutheran, 1991
 67 Kupp, Jake, G, Washington, 1964-65
 25 Kyle, Aaron, CB, Wyoming, 1976-79

L

- 35 Laidlaw, Scott, RB, Stanford, 1975-79
 38 Lang, David, RB, Northern Arizona, 1995
 15 Laufenberg, Babe, QB, Indiana, 1989-90
 25 Lassic, Derrick, CB, Alabama, 1993-94
 29 Lavette, Robert, RB, Georgia Tech, 1985-87
 66 Lawless, Burton, G, Florida, 1975-79
 14 LeBaron, Eddie, QB, Pacific, 1960-63
 78 Lett, Leon, DL, Emporia State, 1991-95
 50 Lewis, D.D., LB, Mississippi State, 1968, 1970-81
 23 Lewis, Woodley, WR, Oregon, 1960
 64/67 Lilja, George, C, Michigan, 1987
 74 Lilly, Bob, DL, Texas Christian, 1961-74
 97 Lilly, Kevin, DT, Tulsa, 1989
 72/64 Liscio, Tony, T, Tulsa, 1963-64, 1966-71
 20 Livingston, Bruce, DB, Arkansas Tech, 1987
 41 Livingston, Warren, CB, Arizona, 1961-66
 35 Lockett, J.W., RB, Central Oklahoma, 1961-62
 56 Lockhart, Eugene, LB, Houston, 1984-90
 25 Logan, Obert, S, Trinity Tex., 1965-66
 56 Long, Bob, LB, UCLA, 1962
 19 Longley, Clint, QB, Abilene Christian, 1974-75
 18 Lothridge, Billy, P/QB, Georgia Tech, 1964

M

- 47 Maegle, Dick, S, Rice, 1961

- 51 Manders, Dave, C, Michigan State, 1964-66, 1968-74
 22 Manning, Wade, CB, Ohio State, 1979
 31 Marion, Brock, S, Nevada-Reno, 1993-95
 31 Marsh, Amos, RB, Oregon State, 1961-64
 79 Martin, Harvey, DE, East Texas State, 1973-83
 83 Martin, Kelvin, WR, Boston College, 1987-92
 67 Maryland, Russell, DT, Miami, Fla., 1991-95
 25 Mathews, Ray, WR, Clemson, 1960
 99 McCormack, Hurvin, DT, Indiana, 1994-95
 70 McCreary, Bob, T, Wake Forest, 1961
 80 McDaniels, David, WR, Mississippi Valley, 1968
 14 McDonald, Paul, QB, Southern California, 1986-87
 25 McDonald, Tommy, WR, Oklahoma, 1964
 42 McIlhenny, Don, RB, Southern Methodist, 1960-61
 90 McIntosh, Toddrick, DT, Florida State, 1994
 85 McKinnon, Dennis, WR, Florida St., 1990
 52 McLean, Scott, LB, Florida State, 1983
 35 McSwain, Chuck, RB, Clemson, 1983-84
 70 Memmelear, Dale, G, Wyoming, 1962-63
 17 Meredith, Don, QB, Southern Methodist, 1960-68
 78 Meyers, John, DT, Washington, 1962-63
 83 Mickey, Joey, TE, Oklahoma, 1993
 7 Millen, Hugh, QB, Washington, 1993
 3 Miller, Jim, P, Mississippi, 1983-84
 34 Mitchell, Aaron, CB, Nevada-Las Vegas, 1979-80
 23 Montgomery, Mike, RB/WR, Kansas State, 1972-73
 24 Mooty, Jim, CB, Arkansas, 1960
 7 Morgan, Dennis, RB, Western Illinois, 1974
 14 Morton, Craig, QB, California, 1965-74
 80 Murchison, Ola Lee, WR, Pacific, 1961
 3 Murray, Eddie, K, Tulane, 1993
 98 Myles, Godfrey, LB, Florida, 1991-95

N

- 73 Neely, Ralph, G/T, Oklahoma, 1965-77
 44 Newhouse, Robert, FB, Houston, 1972-83
 30 Newsome, Timmy, RB, Winston-Salem, 1980-88
 67/61 Newton, Nate, G/T, Florida A&M, 1986-95
 76 Niland, John, G, Iowa, 1966-74
 25 Nolan, Dick, S, Maryland, 1962
 73 Noonan, Danny, DL, Nebraska, 1987-92
 84 Norman, Pettis, TE, J.C. Smith, 1962-70
 25 Norton, Jerry, S, Southern Methodist, 1962
 51 Norton, Ken, LB, UCLA, 1988-93
 84 Novacek, Jay, TE, Wyoming, 1990-95
 76 Nutting, Ed, T, Georgia Tech, 1963
 61 Nye, Blaine, G, Standord, 1968-76

O

- 62 Oswald, Paul, G, Kansas, 1988
 76 Otto, Bob, DL, Idaho State, 1986
 20 Overton, Jerry, S, Utah, 1963
 31 Owens, Billy, DB, Pittsburgh, 1988

P

- 26 Palmer, Paul, RB, Temple, 1989



- 21 **Parks, Billy**, WR, Cal. St. Long Beach, 1972
 62 **Parrish, James**, T, Temple, 1993-94
 56 **Patara, Jack**, LB, Oregon, 1960-61
 43 **Patterson, Elvis**, CB, Kansas, 1993
 28 **Pearson, Drew**, WR, Tulsa, 1973-83
 26 **Pearson, Preston**, RB, Illinois, 1975-80
 9 **Peete, Rodney**, QB, Southern California, 1994
 16 **Pelluer, Steve**, QB, Washington, 1984-88
 59 **Penn, Jesse**, LB, Virginia Tech, 1985-87
 22 **Peoples, George**, RB, Auburn, 1982
 33 **Percival, Mac**, K, Texas Tech, 1967
 43 **Perkins, Don**, RB, New Mexico, 1961-68
 92 **Perkins, Ray**, DE, Virginia, 1987
 39 **Perryman, Robert**, FB, Michigan, 1990
 65 **Petersen, Kurt**, G, Missouri, 1980-85
 58 **Peterson, Calvin**, LB, UCLA, 1974-75
 81 **Phillips, Kirk**, WR, Tulsa, 1984
 33 **Pinder, Cyril**, RB, Illinois, 1973
 73 **Ploeger, Kurt**, DL, Gustavus Adolphus, 1986
 62 **Poimboeuf, Lance**, K, Southwest Louisiana, 1963
 97 **Ponder, David**, DT, Florida State, 1985
 86 **Porterfield, Garry**, DE, Tulsa, 1965
 71 **Powe, Karl**, WR, Alabama State, 1985-86
 75 **Pozderac, Phil**, T, Notre Dame, 1982-87
 89 **Price, Jim**, TE, Stanford, 1993
 52 **Pruitt, Mickey**, LB, Colorado, 1991-92
 75 **Pugh, Jethro**, DT, Elizabeth City, 1965-78
 61 **Putnam, Duane**, G, Pacific, 1960
- R**
- 64 **Rafferty, Tom**, G/C, Penn State, 1976-89
 60 **Randall, Tom**, G, Iowa State, 1978
 88 **Randle, Sonny**, WR, Virginia, 1968
 82 **Reece, Beasley**, CB/WR, North Texas, 1976
 68 **Reese, Guy**, DT, Southern Methodist, 1962-63
 30 **Reeves, Dan**, RB/QB, South Carolina, 1965-72
 20 **Renfro, Mel**, DB/RB, Oregon, 1964-77
 82 **Renfro, Mike**, WR, Texas Christian, 1984-87
 19 **Rentzel, Lance**, WR, Oklahoma, 1967-70
 76 **Reynolds, Jerry**, T, Nevada-Las Vegas, 1994
 13 **Rhyme, Jerry**, QB, Tulsa, 1965-68
 27 **Richards, Curvin**, RB, Pittsburgh, 1991-92
 83 **Richards, Golden**, WR, Hawaii, 1973-78
 70 **Richards, Howard**, G/T, Missouri, 1981-86
 31 **Richardson, Gloster**, WR, Jackson State, 1971
 88 **Ridgway, Colin**, P/K, Lamar Tech, 1965
 42 **Ridlon, Jim**, S, Syracuse, 1963-64
 12 **Roach, John**, QB, Southern Methodist, 1964
 87 **Roberts, Alfredo**, TE, Miami, Fla., 1991-92
 45 **Robinson, Larry**, RB, Tennessee, 1973
 56 **Roe, Bill**, LB, Colorado, 1980
 50 **Rohrer, Jeff**, LB, Yale, 1982-87
 56 **Roper, John**, LB, Texas A&M, 1993
 36 **Ross, Dominique**, RB, Valdosta State, 1995
 88 **Rucker, Reggie**, WR, Boston University, 1970-71
 9 **Ruzek, Roger**, K, Weber State, 1987-89
- 89 **Salonen, Brian**, TE/LB, Montana, 1984-85
 70 **Sandeman, Bill**, DT, Pacific, 1966
 21 **Sanders, Deion**, CB/WR, Florida State, 1995
 39 **Sargent, Broderick**, FB, Baylor, 1989
 8 **Sawyer, Buzz**, P, Baylor, 1987
 4 **Saxon, Mike**, P, San Diego St., 1985-92
 78 **Schaum, Greg**, DE, Michigan State, 1976
 65 **Schoenke, Ray**, T, Southern Methodist, 1963-64
 66 **Schultz, Chris**, T, Arizona, 1983, 1985
 52 **Schwantz, Jim**, LB, Purdue, 1994-95
 47 **Scott, Chuck**, WR, Vanderbilt, 1987
 68 **Scott, Herb**, G, Virginia Union, 1975-84
 35 **Scott, Kevin**, RB, Stanford, 1989
 52 **Scott, Sean**, LB, Maryland, 1988
 22 **Scott, Victor**, DB, Colorado, 1984-88
 10 **Secules, Scott**, QB, Virginia, 1988
 88 **Sellers, Ron**, WR, Florida State, 1972
 1 **Septon, Rafael**, K, Southwest Louisiana, 1978-86
 94/53 **Shannon, Randy**, LB, Miami, Fla., 1989-90
 52 **Shaw, Robert**, C, Tennessee, 1979-81
 97 **Shearin, Joe**, C, Texas, 1987
 87/82 **Shepard, Derrick**, WR, Oklahoma, 1989-91
 86 **Sherer, Dave**, P, Southern Methodist, 1960
 86 **Sherrard, Mike**, WR, UCLA, 1986
 63 **Shields, Joe**, OL, Portland State, 1987
 46/25 **Shy, Les**, RB, Cal. St. Long Beach, 1966-69
 82 **Simmons, Cleo**, TE, Jackson State, 1983
 52 **Simmons, Dave**, LB, Georgia Tech, 1968
 53 **Simmons, Victor**, LB, Central State, Ohio, 1987
 65 **Slaton, Tony**, G, Southern Cal., 1990
 42 **Smagala, Stan**, DB, Notre Dame, 1990-91
 60 **Smerek, Don**, DL, Nevada-Reno, 1981-87
 59 **Smith, Darrin**, LB, Miami, Fla., 1993-95
 75/79 **Smith, Daryle**, T, Tennessee, 1987-88
 39 **Smith, Donald**, S, Liberty, 1991
 22 **Smith, Emmitt**, RB, Florida, 1990-95
 24 **Smith, J.D.**, RB, No. Carolina A&T, 1965-66
 81 **Smith, Jackie**, TE, Northwest Louisiana, 1978
 64 **Smith, Jim Ray**, G/T, Baylor, 1963-64
 82 **Smith, Jimmy**, WR, Jackson State, 1992
 26 **Smith, Kevin**, CB, Texas A&M, 1992-95
 67 **Smith, Sean**, DT, Grambling, 1989
 33 **Smith, Timmy**, RB, Texas Tech, 1990
 85 **Smith, Tody**, DL, Southern California, 1971-72
 57 **Smith, Vinson**, LB, East Carolina, 1990-92
 86 **Smith, Waddell**, WR, Kansas, 1984
 18 **Snyder, Loren**, QB, Northern Colorado, 1987
 54 **Solomon, Jesse**, LB, Florida State, 1989-90
 46 **Solomon, Roland**, S, Utah, 1980
 80 **Spivey, Sebron**, WR, Southern Illinois, 1987
 55 **Spradlin, Danny**, LB, Tennessee, 1981-82
 20 **Springs, Ron**, RB, Ohio State, 1979-84
 65 **Stalls, Dave**, DE, Northern Colorado, 1977-79
 12 **Staubach, Roger**, QB, Navy, 1969-79
 81/82 **Steele, Robert**, WR, Northern Alabama, 1978
 79/77 **Stephens, Larry**, DE, Texas, 1963-67
 70/53 **Stepnoski, Mark**, G/C, Pittsburgh, 1989-94
 28 **Stewart, Curtis**, RB, Auburn, 1989
 40 **Stiger, Jim**, RB, Washington, 1963-65
 56 **Stincic, Tom**, LB, Michigan, 1969-71
- S**

87 **Saldi, Jay**, TE, South Carolina, 1976-82



- 31 Stokes, Sim, WR, Northern Colorado, 1967
 65 Stone, Ron, T, Boston College, 1993-95
 18 Stoudt, Cliff, QB, Youngstown St., 1990-91
 82 Stowe, Otto, WR, Iowa State, 1973
 96 Stubbs, Daniel, DE, Miami, Fla., 1990-91
 30 Studstill, Darren, S, West Virginia, 1994
 90 Sturgis, Oscar, DE, North Carolina, 1995
 40 Strayhorn, Les, RB, East Carolina, 1973-74
 87 Stynchula, Andy, DE, Penn State, 1968
 72 Sullivan, Mike, T, Miami, Fla., 1991
 51/57 Swan, Russ, LB, Virginia, 1987
 19 Sweeney, Kevin, QB, Cal. St. Fresno, 1987-88

T

- 71/72 Talbert, Don, DE/OT, Texas, 1962, 1965, 1971
 25 Tautalatasi, Junior, RB, Washington State, 1989
 89 Tennell, Derek, TE, UCLA, 1992
 27 Thomas, Bill, RB, Boston College, 1972
 32 Thomas, Blair, RB, Penn State, 1994
 41 Thomas, Dave, CB, Tennessee, 1993-94
 33 Thomas, Duane, RB, West Texas State, 1970-71
 37 Thomas, Ike, CB, Bishop, 1971
 67 Thompson, Broderick, G, Kansas, 1985
 77 Thornton, Bruce, DL, Illinois, 1979-81
 32 Thurman, Dennis, DB, Southern California, 1978-85
 59 Timmer, Kirk, LB, Montana State, 1987
 98 Tippins, Ken, LB, Middle Tennessee St., 1989
 63 Titensor, Glen, G, Brigham Young, 1981-86, 1988
 62/92 Tolbert, Tony, DL, Texas-El Paso, 1983-95
 67 Toomay, Pat, DE, Vanderbilt, 1970-74
 71 Townes, Willie, DE, Tulsa, 1966-68
 27 Tremble, Greg, S, Georgia, 1995
 87 Truax, Billy, TE, Louisiana State, 1971-73
 50 Tubbs, Jerry, LB, Oklahoma, 1960-67
 71 Tuinei, Mark, OT/DL, Hawaii, 1983-95
 57 Turner, Jimmie, LB, Presbyterian, 1984

V

- 91 Vanderbeek, Matt, LB/DE, Michigan State, 1993-94
 30 Van Raaphorst, Dick, K, Ohio State, 1964
 76 Veingrad, Alan, OL, E. Texas St., 1991-92
 11 Villanueva, Danny, P/K, New Mexico State, 1965-67

W

- 95 Walen, Mark, DT, UCLA, 1987-88
 67 Walker, Gary, OL, Boston University, 1987
 34 Walker, Herschel, RB, Georgia, 1986-89
 57 Walker, Louie, LB, Colorado State, 1974
 57 Walker, Malcolm, C, Rice, 1966-69
 71 Wallace, Rodney, G/T, New Mexico, 1971-73

- 24 Walls, Everson, CB, Grambling, 1981-89
 3 Walsh, Steve, QB, Miami, Fla., 1989-90
 59 Walter, Mike, LB, Oregon, 1983
 78 Walton, Bruce, G, UCLA, 1973-75
 5 Warren, John, P, Tennessee, 1983-84
 37 Washington, James, S, UCLA, 1990-94
 46 Washington, Mark, CB, Morgan State, 1970-78
 41 Waters, Charlie, DB, Clemson, 1970-78, 1980-81
 83 Watkins, Kendall, TE, Mississippi State, 1995
 94 Watts, Randy, DE, Catawba, 1987
 33 Wayt, Russell, LB, Rice, 1965
 42 Welch, Claxton, RB, Oregon, 1969-71
 66 Wells, Norm, G, Northwestern, 1980
 65 Westberry, Gary, C, Hampton, 1987
 65/70 White, Bob, OL, Rhode Island, 1987-89
 11 White, Danny, QB/P, Arizona State, 1976-88
 37 White, Gerald, FB, Michigan, 1987
 54 White, Randy, DT/LB, Maryland, 1975-88
 42 Whitfield, A.D., RB, North Texas, 1965
 53 Whittingham, Fred, LB, Cal. Poly SLO, 1969
 12/10 Widby, Ron, P, Tennessee, 1968-71
 78 Widell, Dave, T, Boston College, 1988-89
 65 Wilbur, John, T, Stanford, 1966-69
 42 Williams, Charlie, S, Bowling Green, 1995
 79 Williams, Erik, T, Central (OH) State, 1991-95
 36 Williams, Joe, RB, Wyoming, 1971
 38 Williams, John, FB, Wisconsin, 1985
 85 Williams, Kevin, WR, Miami, Fla., 1993-95
 23 Williams, Robert, CB, Baylor, 1987-93
 20 Williams, Sherman, RB, Alabama, 1995
 86 Williams, Tyrone, WR, Western Ontario, 1993
 1 Willis, Ken, K, Kentucky, 1990-91
 98 Willis, Mitch, DT, Southern Methodist, 1990
 42 Wilson, Robert, FB, Texas A&M, 1994
 81/45 Wilson, Steve, WR/CB, Howard, 1979-81
 11 Wilson, Wade, QB, East Texas State, 1995
 84 Wisener, Gary, WR, Baylor, 1960
 28 Woodson, Darren, S, Arizona State, 1992-95
 45 Woolsey, Rolly, DB, Boise State, 1975
 81 Wright Alexander, WR, Auburn, 1990-92
 15 Wright, Brad, QB, New Mexico, 1982
 41 Wright, Charles, DB, Tulsa, 1988
 85/70 Wright, Rayfield, TE/T, Fort Valley State, 1967-79
 73 Wright, Steve, T, Northern Iowa, 1981-82

Y

- 78 Youmans, Maury, DE, Syracuse, 1964-65
 30 Young, Charles, RB, No. Carolina State, 1974-76

Z

- 6 Zendejas, Luis, K, Arizona State, 1987-89
 62 Zentic, Mike, C, Oklahoma State, 1987
 76 Zimmerman, Jeff, G, Florida, 1987-90



COWBOYS ALL-TIME COLLEGE ROSTER

Abilene Christian 1; Air Force 1; Alabama 5; Alabama A&M 1; Alabama State 1; Albany State 1; Alcorn State 1; Amherst 1; Appalachian State 1; Arizona 6; Arizona State 8; Arkansas 2; Arkansas Tech 1; Auburn 7; Austin College 1; Austin Peay 1; Baylor 12; Bethune-Cookman 1; Bishop 1; Boise State 1; Boston College 6; Boston University 2; Bowling Green 1; Brigham Young 1; Cal Poly SLO 2; Cal. St. Long Beach 4; Cal. St. Fresno 1; Cal. State Sacramento 1; Cal. State San Jose 2; Calif.-Riverside 1; California 2; Carson-Newman 2; Catawba 1; CCLA 1; Central Arkansas 1; Central Florida 1; Central Michigan 1; Central Oklahoma 1; Central State, Ohio 2; Clemson 6; Colorado 5; Colorado State 1; Dayton 1; Duke 2; East Carolina 5; East Texas State 3; Eastern Illinois 1; Elizabeth City 1; Emporia, KS State 1; Florida 9; Florida A&M 5; Florida State 9; Fort Valley State 1;

Georgia 3; Georgia Tech 6; Grambling 2; Gustavus Adolphus 1; Hampton 1; Hawaii 5; Heidelberg 1; Henderson J.C. 1; Holy Cross 1; Houston 7; Howard 1; Humboldt State 2; Idaho State 1; Illinois 4; Indiana 4; Iowa 4; Iowa State 3; J.C. Smith 1; Jackson State 4; Jacksonville State 1; James Madison 1; Kansas 7; Kansas State 2; Kentucky 5; Kentucky State 1; Kutztown State 1; Lamar Tech 1; Langston 1; Liberty 2; Livingston State 1; Louisiana State 3; Louisiana Tech 1; Marquette 2; Maryland 6; Massachusetts 1; Miami, Fla. 14; Michigan 7; Michigan State 11; Middle Tennessee State 1; Minnesota 1; Mississippi 5; Mississippi State 4; Mississippi Valley 1; Missouri 3; Montana 1; Montana State 2; Morgan State 2; Morrislands College 1; Navy 1; Nebraska 5; Nevada-Las Vegas 3; Nevada-Reno, 3; New Hampshire 1; New Mexico 4; New Mexico State 2; North Carolina 2; North Carolina A&T 2; North Carolina State 4; North Texas 2;

Northern Alabama 1; Northern Arizona 1; Northern Colorado 3; Northern Iowa 1; Northwest Louisiana 1; Northwestern 4; Notre Dame 4; Ohio State 4; Oklahoma 12; Oklahoma State 2; Oregon 7; Oregon State 2; Ouachita 1; Pacific 5; Pacific Lutheran 1; Pacific, Ore. 1; Penn State 3; Pennsylvania 1; Pittsburgh 8; Portland State 1; Prairie View 1; Presbyterian 1; Princeton 1; Purdue 2; Redlands 1; Rhode Island 1; Rice 8; Rutgers 2; Salem 1; San Diego State 2; Santa Clara 2; Savannah State 1; Seattle 1; Sonoma State 1; South Carolina 2; South Carolina State 2; Southern 3; Southern California 12; Southern Illinois 2; Southern Methodist 12;

Southern Mississippi 3; Southwest Louisiana 2; Stanford 9; Stephen F. Austin 1; Syracuse 4; Taylor 1; Temple 3; Tennessee 16; Tennessee-Chattanooga 2; Tennessee State 3; Texas 6; Texas A&M 9; Texas Christian 6; Texas Southern 1; Texas Tech 3; Texas Wesleyan 1; Texas-El Paso 1; Trinity, Tex 1; Trinity Valley C.C. 1; Tulane 2; Tulsa 9; UCLA 12; Utah 6; Utah State 3; Valdosta State 1; Vanderbilt 3; Vienna, Austria 1; Villanova 1; Virginia 5; Virginia Tech 1; Virginia Union 1; Wake Forest 3; Washington 11; Washington State 1; Weber State 2; West Texas State 1; West Virginia 3; Western Illinois 1; Western Ontario 1; Winston-Salem 2; Wisconsin 2; Wyoming 4; Yale 2; Youngtown State 1.

TOP SCHOOLS

Tennessee 16; Miami, Fla. 14; Baylor 12; Oklahoma 12; Southern California 12; Southern Methodist 12; UCLA 12; Michigan State 11; Washington 11; Florida 9; Florida State 9; Stanford 9; Texas A&M 9; Tulsa 9.



*All-Pro Guard
Larry Allen*



Cowboys All-Time Honor Roll

PRO BOWL

- 1960 (1) - Jim Doran, WR (1)
 Dick Bielski, TE (1)
 1961 (2) - # Don Perkins, RB (1)
 1962 (5) - Don Bishop, CB (1)
 Eddie LeBaron, QB (1)
 Bob Lilly, DE (1)
 Don Perkins, RB (2)
 Jerry Tubbs, LB (1)
 1963 (3) - Sam Baker, P (1)
 Lee Folkins, TE (1)
 Don Perkins, RB (3)
 1964 (2) - Bob Lilly, DT (2)
 # Mel Renfro, S (1)
 1965 (6) - George Andrie, DE (1)
 Cornell Green, CB (1)
 # Bob Hayes, WR (1)
 Chuck Howley, LB (1)
 Bob Lilly, DT (3)
 Mel Renfro, S (2)
 1966 (9) - George Andrie, DE (2)
 Cornell Green, CB (2)
 Bob Hayes, WR (2)
 Chuck Howley, LB (2)
 Bob Lilly, DT (4)
 Dave Manders, C (1)
 Don Meredith, QB (1)
 Don Perkins, RB (4)
 Mel Renfro, S (3)
 1967 (10) - George Andrie, DE (3)
 Cornell Green, CB (3)
 Bob Hayes, WR (3)
 Chuck Howley, LB (3)
 Lee Roy Jordan, LB (1)
 Bob Lilly, DT (5)
 Don Meredith, QB (2)
 Ralph Neely, T (1)
 Don Perkins, RB (5)
 Mel Renfro, S (4)
 1968 (8) - George Andrie, DE (4)
 Chuck Howley, LB (4)
 Lee Roy Jordan, LB (2)
 Bob Lilly, DT (6)
 Don Meredith, QB (3)
 John Niland, G (1)
 Don Perkins, RB (6)
 Mel Renfro, CB (5)
 1969 (8) - a George Andrie, DE (5)
 *# Calvin Hill, RB (1)
 Chuck Howley, LB (5)
 Lee Roy Jordan, LB (3)
 Bob Lilly, DT (7)
 Ralph Neely, T (2)
 John Niland, G (2)
 Mel Renfro, CB (6)
 Bob Lilly, DT (8)
 John Niland, G (3)
 b Mel Renfro, CB (7)
 1971 (8) - Cornell Green, S (4)
 Chuck Howley, LB (6)
 Bob Lilly, DT (9)
 John Niland, G (4)
 Mel Renfro, S (8)
 Roger Staubach, QB (1)

Pro Bowl

- 1971 (cont.) Ron Widby, P (1)
 Rayfield Wright, T (1)
 Walt Garrison, RB (1)
 1972 (7) - Cornell Green, S (5)
 Calvin Hill, RB (2)
 * Bob Lilly, DT (10)
 John Niland, G (5)
 * Mel Renfro, CB (9)
 Rayfield Wright, T (2)
 1973 (6) - * Calvin Hill, RB (3)
 * Lee Roy Jordan, LB (4)
 * Bob Lilly, DT (11)
 John Niland, G (6)
 Mel Renfro, CB (10)
 Rayfield Wright, T (3)
 1974 (6) - Cliff Harris, S (1)
 Calvin Hill, RB (4)
 Lee Roy Jordan, LB (5)
 Blaine Nye, G (1)
 Drew Pearson, WR (1)
 Rayfield Wright, T (4)
 Cliff Harris, S (2)
 1975 (3) - * Roger Staubach, QB (2)
 Rayfield Wright, T (5)
 1976 (8) - Billy Joe DuPree, TE (1)
 Cliff Harris, S (3)
 Harvey Martin, DE (1)
 Blaine Nye, G (2)
 Drew Pearson, WR (2)
 Roger Staubach, QB (3)
 Charlie Waters, S (1)
 Rayfield Wright, T (6)
 1977 (8) - Billy Joe DuPree, TE (2)
 Cliff Harris, S (4)
 Eflen Herrera, K (1)
 Harvey Martin, DE (2)
 Drew Pearson, WR (3)
 * Roger Staubach, QB (4)
 Charlie Waters, S (2)
 Randy White, DT (1)
 1978 (9) - Tony Dorsett, RB (1)
 Billy Joe DuPree, TE (3)
 Cliff Harris, S (5)
 Thomas Henderson, LB (1)
 Tony Hill, WR (1)
 * Harvey Martin, DE (3)
 Roger Staubach, QB (5)
 Charlie Waters, S (3)
 Randy White, DT (2)
 Bob Bruenig, LB (1)
 1979 (8) - Pat Donovan, T (1)
 Cliff Harris, S (6)
 Tony Hill, WR (2)
 Harvey Martin, DE (4)
 Herb Scott, G (1)
 Roger Staubach, QB (6)
 Randy White, DT (3)
 1980 (4) - Bob Bruenig, LB (2)
 Pat Donovan, T (2)
 Herb Scott, G (2)
 Randy White, DT (4)
 Pat Donovan, T (3)
 1981 (7) - Tony Dorsett, RB (2)

ALL-TIME HONORS



Pro Bowl

- 1981 (cont.) **Ed Jones, DE (1)**
Herb Scott, G (3)
 Rafael Septien, K (1)
 # Everson Walls, CB (1)
Randy White, DT (5)
 Bob Breunig, LB (3)
 1982 (7) - **Pat Donovan, T (4)**
Tony Dorsett, RB (3)
Ed Jones, DE (2)
Everson Walls, CB (2)
 Danny White, QB (1)
Randy White, DT (6)
 1983 (5) - Doug Cosbie, TE (1)
 Tony Dorsett, RB (4)
Ed Jones, DE (3)
Everson Walls, CB (3)
Randy White, DT (7)
 1984 (3) - Bill Bates, ST (1)
 Doug Cosbie, TE (2)
 Randy White, DT (8)
 1985 (4) - **Doug Cosbie, TE (3)**
 Tony Hill, WR (3)
Everson Walls, CB (4)
Randy White, DT (9)
 1987 (1) - Herschel Walker, RB (1)
 1988 (1) - **Herschel Walker, RB (2)**
 1990 (1) - # Emmitt Smith, RB (1)
 1991 (4) - Troy Aikman, QB (1)
 @ **Michael Irvin, WR (1)**
Jay Novacek, TE (1)
Emmitt Smith, RB (2)
 1992 (6) - Troy Aikman, QB (2)
 Michael Irvin, WR (2)
 Nate Newton, G (1)
Jay Novacek, TE (2)
Emmitt Smith, RB (3)
 Mark Stepnoski, C (1)
 1993 (11) - * **Troy Aikman, QB (3)**
 * Thomas Everett, S (1)
Michael Irvin, WR (3)
 Daryl Johnston, FB (1)
 Russell Maryland, DT (1)
Nate Newton, G (2)
 Ken Norton, LB (1)
Jay Novacek, TE (3)
 * **Emmitt Smith, RB (4)**
 * **Mark Stepnoski, C (2)**
Erik Williams, T (1)
 1994 (11) - Troy Aikman, QB (4)
Charles Haley, DE (1)
 Michael Irvin, WR (4)
 Daryl Johnston, FB (2)
Leon Lett, DT (1)
Nate Newton, G (3)
 Jay Novacek, TE (4)
 * **Emmitt Smith, RB (5)**
Mark Stepnoski, C (3)
 Mark Tuinei, T (1)
Darren Woodson, S (1)
 1995 (10) - * Troy Aikman, QB (5)
 Larry Allen, G (1)
 * Ray Donaldson, C (1)
Charley Haley, DE (2)
 Michael Irvin, WR (5)
Nate Newton, G (4)
Jay Novacek, TE (5)

Pro Bowl

- 1995 (cont.) **Emmitt Smith, RB (6)**
 Mark Tuinei, T (2)
Darren Woodson, S, (2)

* selected but did not play

BOLD starter

rookie

@ named most valuable player

a named outstanding lineman

b named outstanding back

% top vote getter

ALL PRO

- 1962 (2) - Don Perkins, RB (1, AP, NEA)
 Jerry Tubbs, LB (1, TSN)
 1963 (1) - Chuck Howley, LB (1, TSN)
 1964 (3) - Frank Clarke, TE (1, AP)
 Bob Lilly, DT (1, AP, UPI, NEA)
 Jim Ridlon, DB (1, TSN)
 1965 (3) - # Bob Hayes, WR (1, TSN)
 Bob Lilly, DT (2, AP, UPI, NEA, TSN)
 Mel Renfro, S (1, NEA, TSN)
 1966 (7) - Cornell Green, CB (1, AP, NEA, TSN)
 Bob Hayes, WR
 (2, AP, UPI, NEA, TSN)
 Chuck Howley, LB (2, AP, UPI, NEA)
 Lee Roy Jordan, LB (1, TSN)
 Bob Lilly, DT (3, AP, UPI, NEA, TSN)
 Ralph Neely, T (1, TSN)
 Dan Reeves, RB (1, TSN)
 1967 (7) - George Andrie, DE (1, TSN)
 Cornell Green, CB
 (2, AP, UPI, NEA, TSN)
 Bob Hayes, WR (3, TSN)
 Chuck Howley, LB (3, AP, TSN)
 Bob Lilly, DT (4, AP, UPI, NEA, TSN)
 Ralph Neely, T (2, AP, UPI, TSN)
 Mel Renfro, S (2, TSN)
 1968 (5) - Cornell Green, CB (3, NEA)
 Bob Hayes, WR (4, AP)
 Chuck Howley, LB (4, AP, NEA)
 Bob Lilly, DT (5, AP, UPI, NEA)
 Ralph Neely, T (3, AP, UPI, NEA)
 1969 (7) - Cornell Green, CB (4, UPI)
 # Calvin Hill, RB (1, AP, UPI)
 Chuck Howley, LB (5, AP, UPI, NEA)
 Bob Lilly, DT (6, AP, NEA)
 Ralph Neely, T (4, AP, UPI, NEA)
 John Niland, G (1, AP)
 Mel Renfro, S (3, NEA)
 1970 (1) - Chuck Howley, LB (6, AP, PFWA)
 1971 (4) - Bob Lilly, DT (7, AP, PFWA, NEA)
 John Niland, G (2, AP, PFWA)
 Mel Renfro, S (4, NEA)
 Rayfield Wright, T (1, AP, PFWA)
 1972 (3) - John Niland, G (3, AP)
 Blaine Nye, CB (1, NEA)
 Rayfield Wright, T
 (2, AP, UPI, PFWA, NEA)
 1973 (4) - Calvin Hill, RB (2, PFWA)
 Lee Roy Jordan, LB (2, NEA, PFWA)
 Mel Renfro, CB (5, NEA, PFWA)
 Rayfield Wright, T (3, AP, PFWA)
 1974 (1) - Drew Pearson, WR (1, AP, PFWA)
 1975 (2) - Cliff Harris, S (1, NEA)
 Rayfield Wright, T (4, NEA)

**All-Pro (cont.)**

- 1976 (2) - Cliff Harris, S (3, AP, PFWA, NEA)
Drew Pearson, WR (2, AP, PFWA)
- 1977 (5) - Cliff Harris, S (3, AP, PFWA, NEA)
Efen Herrera, K (1, AP, PFWA, NEA)
Harvey Martin, DE
(1, AP, PFWA, NEA)
Drew Pearson, WR
(3, AP, PFWA, NEA)
Charlie Waters, S (1, PFWA)
- 1978 (3) - Cliff Harris, S (4, AP, PFWA)
Charlie Waters, S (2, PFWA, NEA)
Randy White, DT (1, AP, PFWA, NEA)
- 1979 (1) - Randy White, DT (2, AP, PFWA, NEA)
- 1980 (2) - Herb Scott, G (1, AP, NEA)
Randy White, DT (3, PFWA, NEA)
- 1981 (5) - Tony Dorsett, RB (1, AP, PFWA, NEA)
Ed Jones, DE (1, NEA)
Herb Scott, G (2, AP)
Rafael Septien, K (1, AP, PFWA)
Randy White, DT (4, AP, PFWA, NEA)
- 1982 (3) - Ed Jones, DE (2, AP)
Everson Walls, CB (1, PFWA)
Randy White, DT (5, AP, PFWA, NEA)
- 1983 (2) - Everson Walls, CB (2, AP)
Randy White, DT (6, AP, PFWA)
- 1984 (2) - Michael Downs, S (PFWA)
Randy White, DT (7, AP, PFWA, NEA)
- 1985 (2) - Everson Walls, CB (3, PFWA)
Randy White, DT (8, AP, NEA)
- 1989 (1) - Eugene Lockhart, LB (1, TSN)
- 1991 (2) - Michael Irvin, WR
(1, AP, PFWA, NEA, TSN)
Jay Novacek, TE (1, CPFN)
- 1992 (4) - Kelvin Martin, PR (1, PFW, PFWA)
Jay Novacek, TE
(2, AP, PFW, PFWA, CPFN)
Emmitt Smith, RB (1, AP, PFW, PFWA,
NEA, TSN, CPFN, FD)
Mark Stepnoski, C (1, NEA)
- 1993 (3) - Troy Aikman, QB (1, TSN)
Emmitt Smith, RB
(2, AP, PFWA, PFW, TSN, CPFN, FD)
Erik Williams, T
(1, AP, PFWA, PFW, TSN, CPFN, FD)
- 1994 (4) - Charles Haley, DE
(1, AP, PFWA, PFW, TSN, CPFN, FD)
Nate Newton, G
(1, AP, PFWA, PFW, CPFN, FD)
Emmitt Smith, RB
(3, AP, PFWA, PFW, TSN, CPFN, FD)
Darren Woodson, S
(1, AP, PFWA, PFW, TSN, CPFN, FD)
- 1995 (6) - Larry Allen, G (1, TSN, CPFN, FD)
Nate Newton, G
(2, AP, PFWA, PFW, TSN, FD)
Deion Sanders, CB (1, TSN)
Emmitt Smith, RB
(4, AP, PFWA, PFW, TSN, CPFN, FD)
Erik Williams, T (2, TSN)
Darren Woodson, S
(2, AP, PFWA, PFW, TSN, CPFN, FD)

ALL-NFC

- 1970 (3) - Chuck Howley, LB (AP, UPI)
John Niland, G (UPI)
Mel Renfro, CB (AP)

All-NFC (cont.)

- 1972 (3) - Bob Lilly, DT (AP, UPI)
John Niland, G (AP, UPI)
Rayfield Wright, T (AP, UPI)
- 1973 (5) - Calvin Hill, RB (AP, UPI)
Lee Roy Jordan, LB (AP, UPI)
John Niland, G (AP, UPI)
Mel Renfro, CB (AP, UPI)
Rayfield Wright, T (AP, UPI)
- 1974 (3) - Cliff Harris, S (AP, UPI)
Drew Pearson, WR (AP, UPI)
Rayfield Wright, T (AP, UPI)
- 1976 (5) - Billy Joe DuPree, TE (AP, UPI)
Cliff Harris, S (AP, UPI)
Blaine Nye, G (AP)
Drew Pearson, WR (AP, UPI)
Roger Staubach, QB (AP)
- 1977 (5) - Cliff Harris, S (UPI)
Efen Herrera, K (UPI)
Harvey Martin, DE (UPI)
Drew Pearson, WR (UPI)
Roger Staubach, QB (UPI)
- 1978 (6) - Tony Dorsett, RB (UPI)
Billy Joe DuPree, TE (UPI)
Cliff Harris, S (UPI)
Herb Scott, G (UPI)
Charlie Waters, S (UPI)
Randy White, DT (UPI)
- 1979 (6) - Bob Breunig, LB (PFW)
Pat Donovan, T (UPI, PFW, TSN)
Cliff Harris, S (TSN)
Herb Scott, G (UPI, TSN)
Roger Staubach, QB (UPI, PFW, TSN)
Randy White, DT (UPI, PFW)
- 1980 (4) - Bob Breunig, LB (UPI)
Pat Donovan, T (UPI)
Herb Scott, G (UPI)
Randy White, DT (UPI, PFW, TSN)
- 1981 (5) - Tony Dorsett, RB (UPI)
Herb Scott, G (UPI)
Ed Jones, DE (UPI)
Rafael Septien, K (UPI)
Randy White, DT (UPI)
- 1982 (5) - Bob Breunig, LB (UPI)
Pat Donovan, T (UPI)
Tony Dorsett, RB (UPI)
Everson Walls, CB (UPI)
Randy White, DT (UPI)
- 1983 (4) - Bob Breunig, LB (UPI)
Ed Jones, DE (UPI, PFW)
Everson Walls, CB (PFW)
Randy White, DT (UPI, PFW)
- 1984 (4) - Bill Bates, S (PFW)
Michael Downs, S (UPI)
Everson Walls, CB (UPI)
Randy White, DT (UPI, FN)
- 1985 (5) - Doug Cosbie, TE (UPI)
Michael Downs, S (UPI)
Tony Hill, WR (FN)
Everson Walls, CB (UPI, FN)
Randy White, DT (UPI, FN)
- 1986 (1) - Randy White, DT (FN)
- 1987 (1) - Herschel Walker, RB (PFW)
- 1988 (1) - Herschel Walker, RB (UPI)
- 1991 (3) - Michael Irvin, WR (UPI, FN)
Jay Novacek, TE (UPI, FN, PFW)
Emmitt Smith, RB (UPI, FN, PFW)

ALL-TIME HONORS**All-NFC (cont.)**

- 1992 (4) - Nate Newton, G (UPI, FN)
 Jay Novacek, TE (UPI, FN)
 Emmitt Smith, RB (UPI, FN)
 Mark Stepnoski, C (UPI, FN)
- 1993 (5) - Troy Aikman, QB (FN)
 Ken Norton, LB (FN)
 Emmitt Smith, RB (UPI, FN)
 Mark Stepnoski, C (UPI, FN)
 Erik Williams, T (UPI, FN)
- 1994 (6) - Charles Haley, DE (UPI, FN)
 Leon Lett, DT (UPI, FN)
 Nate Newton, G (UPI, FN)
 Emmitt Smith, RB (UPI, FN)
 Mark Stepnoski, C (UPI, FN)
 Darren Woodson, S (UPI, FN)
- 1995 (5) - Larry Allen, G (FN)
 Nate Newton, G (UPI)
 Jay Novacek, TE (UPI)
 Emmitt Smith, RB (UPI, FN)
 Darren Woodson, S (UPI, FN)

ALL-ROOKIE

- 1974 - Efen Herrera, K (PFWA)
 Ed Jones, DE (PFWA)
- 1975 - Burton Lawless, G (PFWA)
 Randy White, LB (PFWA)
- 1977 - Tony Dorsett, (PFWA)
- 1979 - Aaron Mitchell, CB (UPI)
- 1981 - Everson Walls, (PFWA, UPI)
- 1983 - Bill Bates, S (PFWA, UPI, PFW)
- 1984 - Eugene Lockhart, LB
 (PFWA, UPI, PFW, FD)
- 1987 - Roger Ruzek, K (UPI, PFW)
- 1988 - Michael Irvin, WR (FD)
- 1989 - Troy Aikman, QB
 (PFWA, UPI, PFW, CPFN)
- 1990 - James Dixon, KR (UPI, PFW)
 Jimmie Jones, DT (PFWA, UPI, PFW)
 Emmitt Smith, RB
 (PFWA, UPI, FN, PFW, FD, CPFN)
- 1991 - Larry Brown, CB (PFWA, PFW, FD, FN)
 Darrick Brownlow, LB (PFWA)
 Russell Maryland, DT
 (PFWA, CPFN, PFW)
- 1992 - Robert Jones, LB
 (PFWA, PFW, CPFN, FN)
 Darren Woodson, ST (PFW, PFWA)
- 1993 - Darrin Smith, LB
 (PFWA, CPFN, PFW, FN, FD)
 Kevin Williams, WR (FN)
- 1994 - Larry Allen, T (PFWA, PFW, CPFN, FN)
 Chris Boniol, K (PFWA, PFW)

NFL COACH OF THE YEAR

- 1966 - Tom Landry (AP)
 1990 - Jimmy Johnson (AP)
 1991 - Jimmy Johnson (FD)

NFC COACH OF THE YEAR

- 1966 - Tom Landry (UPI)
 1975 - Tom Landry (UPI)
 1978 - Tom Landry (FN)
 1990 - Jimmy Johnson (UPI, CPFN)

NFL PLAYER OF THE YEAR

- 1993 - Emmitt Smith (AP, PFWA, TSN, PFW, FD)

BERT BELL AWARD

(presented by Maxwell Club to NFL Player of the Year)

- 1966 - Don Meredith, QB
 1971 - Roger Staubach, QB
 1993 - Emmitt Smith, RB

NFC PLAYER OF THE YEAR

- 1971 - Roger Staubach
 1981 - Tony Dorsett (UPI)
 1993 - Emmitt Smith (FN)

NFL OFFENSIVE PLAYER OF THE YEAR

- 1993 - Emmitt Smith (UPI, PFW, CPFN)

NFL DEFENSIVE PLAYER OF THE YEAR

- 1977 - Harvey Martin (UPI, PFW)
 1994 - Charles Haley (FD)

NFC DEFENSIVE PLAYER OF THE YEAR

- 1994 - Charles Haley (UPI)

NFC SPECIAL TEAMS PLAYER OF THE YEAR

- 1984 - Bill Bates (USA Today, NFLPA)

NFL DEFENSIVE BACK OF THE YEAR

- 1982 - Everson Walls (NFL Alumni)

NFL DEFENSIVE LINEMAN OF THE YEAR

- 1982 - Randy White (NFL Alumni)

NFL OFFENSIVE LINEMAN OF THE YEAR

- 1994 - Nate Newton (NFL Alumni)

NFL QUARTERBACK OF THE YEAR

- 1993 - Troy Aikman (NFL Alumni)

NFL RUNNING BACK OF THE YEAR

- 1993 - Emmitt Smith (NFL Alumni)

NFL WIDE RECEIVER OF THE YEAR

- 1991 - Michael Irvin (NFL Alumni)

NFL TIGHT END OF THE YEAR

- 1993 - Jay Novacek (NFL Alumni)

NFL SPECIAL TEAMS PLAYER OF THE YEAR

- 1983 - # Bill Bates (NFL Alumni)
 1984 - Bill Bates (NFL Alumni)

GOLDEN TOE TROPHY (PFW)

(top placekicker)

- 1981 - Rafael Septien

NFL ROOKIE OF THE YEAR

- 1977 - Tony Dorsett (NEA, PFWA, TSN)

NFC ROOKIE OF THE YEAR

- 1977 - Tony Dorsett (UPI, TSN)
 1992 - Robert Jones, (UPI)

NFL OFFENSIVE ROOKIE OF THE YEAR

- 1969 - Calvin Hill, RB (AP)
 1970 - Duane Thomas, RB (FN, PFG)
 1977 - Tony Dorsett, RB (AP, PFW, FD)
 1990 - Emmitt Smith, RB (AP, PFW, FN)

NFL MAN OF THE YEAR

- 1981 - Tom Landry (FN)

**NFL PLAYER OF THE WEEK**

- 1993 - Michael Irvin, vs. S.F., 10/17 (PFWA)
 1993 - Emmitt Smith, @ Phil., 10/31 (PFWA)
 Emmitt Smith, @ N.Y. Gia.,
 1/2/94 (PFWA)
 1994 - Jason Garrett, vs. G.B., 11/24
 (PFHOF)
 1995 - Emmitt Smith, @ N.Y. Gia., 9/4
 (PFHOF)
 Emmitt Smith, @ Minn., 9/17
 (PFHOF)

NFC DEFENSIVE PLAYER OF THE WEEK

- 1984 - Randy White, vs. G.B., 9/23
 Randy White, @ Phil., 12/2
 1985 - Jim Jeffcoat, @ Wash., 11/10
 Jim Jeffcoat, vs. N.Y. Gia., 12/15
 1986 - Ed Jones, @ S.D., 11/16
 1987 - Bill Bates, @ N.Y. Gia., 9/20
 Ed Jones, vs. N.Y. Gia., 11/2
 Ed Jones, vs. Atl., 9/25
 1990 - Issiac Holt @ T.B., 10/7
 James Washington, vs. Pho., 12/16
 1993 - Kevin Smith, @ N.Y. Jets, 12/18
 1994 - Charles Haley, @ Pitt., 9/4
 Darren Woodson, @ Phil., 12/4
 Darrin Smith, @ N.O., 12/19
 1995 - Charles Haley, vs. Den., 9/10

NFC OFFENSIVE PLAYER OF THE WEEK

- 1985 - Tony Dorsett, vs. Pit., 10/13
 Danny White, vs. StL., 11/28
 1987 - Kelvin Edwards, vs. Phil., 10/11
 Herschel Walker, vs. StL., 12/27
 1988 - # Michael Irvin, @ Wash., 12/11
 Emmitt Smith, @ Pho., 9/22
 Troy Aikman, vs. N.Y. Gia., 9/29
 Michael Irvin, vs. Atl., 12/22
 1992 - Emmitt Smith, vs. Wash., 9/7
 Michael Irvin, vs. Pho., 9/20
 Emmitt Smith, @ Raid., 10/25
 Erik Williams, vs. Phil., 11/1
 Emmitt Smith, vs. Chi., 12/27
 Troy Aikman, vs. Phil., 1/10/93
 Troy Aikman, @ S.F., 1/17/93
 1993 - Troy Aikman, vs. G.B., 10/3
 Michael Irvin, vs. S.F., 10/17
 Emmitt Smith, @ Phil., 10/31
 Emmitt Smith, @ N.Y. Gia., 1/2/94
 1994 - Troy Aikman, vs. Ariz., 10/9
 Alvin Harper, @ Cin., 10/30
 Jason Garrett, vs. G.B., 11/24
 Troy Aikman, vs. G.B., 1/8/95
 1995 - Emmitt Smith, @ N.Y. Gia., 9/4
 Emmitt Smith, @ Minn., 9/17
 Emmitt Smith, vs. G.B., 1/14/96

NFC SPECIAL TEAMS PLAYER OF THE WEEK

- 1993 - # Kevin Williams, vs. Gia., 11/7
 Eddie Murray, @ Minn., 12/12
 1994 - Bill Bates, vs. Phil., 10/16
 - Kevin Williams, vs. Wash., 11/20
 - Brock Marion, vs. G.B., 1/8/95
 1995 - John Jett, vs. G.B., 10/8
 Chris Boniol, vs. N.Y. Gia., 12/17

NFC OFFENSIVE PLAYER OF THE MONTH

- 1991 - Emmitt Smith, RB, December

NFC OFFENSIVE PLAYER OF THE MONTH (cont.)

- 1992 - Emmitt Smith, RB, November
 Emmitt Smith, RB, December
 1993 - Troy Aikman, QB, October
 Emmitt Smith, RB, December
 1995 - Emmitt Smith, RB, September

SUPER BOWL MOST VALUABLE PLAYER

- SB V** - Chuck Howley, LB
SB VI - Roger Staubach, QB
SB XII - Harvey Martin, DE
 Randy White, DT/LB
SB XXVII - Troy Aikman, QB
SB XXVIII - Emmitt Smith, RB
SB XXX - Larry Brown, CB

ED BLOCK COURAGE AWARD

(nominee from each NFL team for courage in battling injuries)

- 1984 - James Jones, RB
 1985 - Howard Richards, OL
 1986 - Tony Dorsett, RB
 1987 - Brian Baldinger, OL
 1988 - Randy White, DT
 1989 - Ed Jones, DE
 1990 - Kelvin Martin, WR
 1991 - Ken Norton, LB
 1992 - Daryl Johnston, FB
 1993 - Bill Bates, S
 1994 - Mark Stepnoski, C
 1995 - Erik Williams, T

BOB LILLY AWARD

(voted by Cowboys' fans for sportsmanship, dedication, leadership and achievement)

- 1985 - Randy White, DT
 1986 - Randy White, DT
 1987 - Danny White, QB
 1988 - Ed Jones, DE
 1989 - Ed Jones, DE
 1990 - Bill Bates, S
 1991 - Bill Bates, S
 1992 - Troy Aikman, QB
 1993 - Bill Bates, S
 1994 - Bill Bates, S
 1995 - Troy Aikman, QB

SPORTSMAN OF THE YEAR

- 1994 - Emmitt Smith (TSN)

DASA PRO ATHLETE OF THE YEAR

- 1991 - Michael Irvin, WR
 Emmitt Smith, RB
 1993 - Troy Aikman, QB
 Emmitt Smith, RB

DASA BIG "D" AWARD

- 1990 - Jimmy Johnson
 1991 - Jerry Jones
 1992 - Emmitt Smith

DASA FIELD SCOVELL AWARD

- 1970 - Dallas Cowboys
 1971 - Bob Lilly
 1975 - Roger Staubach
 1977 - Tom Landry
 1980 - Randy White
 1981 - Tony Dorsett
 1992 - Dallas Cowboys

ALL-TIME HONORS



DASA FIELD SCOVELL AWARD (cont.)

- 1994 - Troy Aikman
1995 - Emmitt Smith

DASA COACH OF THE YEAR

- 1995 - Barry Switzer

DASA LEGENDS AWARD

- 1993 - Tom Landry

DASA GARY BRIDELL COURAGE AWARD

- 1994 - Bill Bates

NFL MAN OF THE YEAR


(Dallas nominees, Club winner underlined, when selected)

- 1970 - Bob Lilly, John Niland, Pettis Norman
1971 - John Niland, Jethro Pugh, Roger Staubach
1972 - John Niland, Jethro Pugh, Roger Staubach
1973 - Calvin Hill, John Niland, Roger Staubach
1975 - John Fitzgerald, Bill Gregory, Roger Staubach

NFL MAN OF THE YEAR (cont.)

- 1976 - Ralph Neely, Roger Staubach, Mark Washington
1980 - Billy Joe DuPree, D.D. Lewis, Drew Pearson
1981 - Billy Joe DuPree, D.D. Lewis, Robert Newhouse
1982 - Bob Breunig, Tony Dorsett, Bill Joe DuPree
1983 - Bob Breunig, Butch Johnson, Danny White
1984 - Bob Breunig, Doug Cosbie, Howard Richards
1985 - Bill Bates
1986 - Jim Jeffcoat
1987 - Jim Jeffcoat
1988 - Herschel Walker
1989 - Everson Walls
1990 - Jim Jeffcoat
1991 - Troy Aikman
1992 - Troy Aikman, Jim Jeffcoat, James Washington
1993 - Troy Aikman, Russell Maryland, James Washington
1994 - Troy Aikman
1995 - Troy Aikman, Daryl Johnston, Russell Maryland

AP - Associated Press; **CPFN** - College & Pro Football Newsweekly; **DASA** - Dallas All Sports Association; **FD** - Football Digest; **FN** - Football News; **NEA** - Newspaper Enterprise Association; **PFG** - Pro Football Guide; **PFHF** - Pro Football Hall of Fame; **PFW** - Pro Football Weekly; **PFWA** - Pro Football Writers of America; **TSN** - The Sporting News; **UPI** - United Press International



Kicker Chris Boniol celebrates his game-winning field goal against the New York Giants.



Cowboys All-Time Draft

1960

EXPANSION DRAFT

FROM BALTIMORE

L.G. DUPRE

RB, Baylor, 5-11, 191

RAY KROUSE

DE, Maryland, 6-3, 275

DAVE SHERER

WR/P, Southern Methodist, 6-3, 210

FROM CHICAGO

DON HEALY

DT, Maryland, 6-3, 250

JACK JOHNSON

RB, Miami, Fla., 6-3, 198

PETE JOHNSON

RB, V.M.I., 6-2, 200

FROM CLEVELAND

LEROY BOLDEN

RB, Michigan State, 5-8, 175

FRANK CLARKE

WR/TE, Colorado, 6-0, 210

ED MODZELEWSKI

RB, Maryland, 6-1, 222

FROM DETROIT

CHARLES ANE

C, Southern California, 6-2, 260

GENE CRONIN

LB, Pacific, 6-2, 230

JIM DORAN

WR, Iowa State, 6-2, 200

FROM GREEN BAY

NATE BORDEN

DE, Indiana, 6-1, 240

BILL BUTLER

S, Tenn. Chattanooga, 5-10, 180

DON MCILHENNY

RB, Southern Methodist, 6-1, 195

FROM L.A. RAMS

TOM FRANCKHAUSER

CB, Purdue, 6-0, 192

BOB FRY

T, Kentucky, 6-4, 238

DUANE PUTNAM

G, Pacific, 6-0, 231

FROM N.Y. GIANTS

AL BARRY

G, Southern California, 6-2, 230

MELWOOD "BUZ" GUY

G, Duke, 6-3, 248

DON HEINRICH

QB, Washington, 6-0, 180

FROM PHILADELPHIA

DICK BIELSKI

TE, Maryland, 6-1, 218

GERRY DELUCCA

T, Middle Tennessee St., 6-2, 248

BILL STRIEGEL

LB, Pacific, 6-2, 230

FROM PITTSBURGH

RAY FISHER

T/DT, Eastern Illinois, 6-3, 230

BOBBY LUNA

RB, Alabama, 6-1, 190

RAY MATHEWS

WR, Clemson, 6-0, 195

FROM ST. LOUIS

BOB CROSS

T, Kilgore J.C., 6-4, 250

ED HUSMANN

DT, Nebraska, 6-0, 230

JACK PATERA

LB, Oregon, 6-1, 225

FROM SAN FRANCISCO

FRED DUGAN

WR, Dayton, 6-3, 195

JOHN GONZAGA

DE, no college, 6-3, 250

JERRY TUBBS

LB, Oklahoma, 6-2, 220

FROM WASHINGTON

TOM BRAATZ

LB, Marquette, 6-2, 211

JOE NICELY

C, West Virginia, 6-1, 235

DOYLE NIX

RB, Southern Methodist, 6-1, 188

1961

(Drafted 2nd)

- (A) NO CHOICE
Choice traded along with sixth choice to Washington for EDDIE LeBARON.
- (B) BOB LILLY
DT, TCU, 6-5, 242 - Choice from Cleveland for first round pick in 1962.
- E.J. HOLUB
LB, Texas Tech, 6-4, 218 (went to AFL).
- STEW BARBER
G, Penn State, 6-3, 230 (went to AFL).
- SONNY DAVIS
WR, Baylor, 6-2, 210.
- NO CHOICE
Choice traded to San Francisco for GENE BABB.
- NO CHOICE
Choice traded, along with first choice, to Washington for LeBARON.
- ART GILMORE
HB, Oregon State, 6-0, 200.
- DON TALBERT*
T, Texas, 6-5, 220.
- GLYNN GREGORY
HB, SMU, 6-2, 195.
- NO CHOICE
Choice traded to Green Bay for FRED CONE.
- NORRIS STEVENSON
HB, Missouri, 6-1, 205.
- LOWNDES SHINGLER
QB, Clemson, 6-1, 205.
- DON GOODMAN
HB, Florida, 6-0, 200.
- BILL SHAW
G, Georgia Tech, 6-3, 222

(went to AFL).

- JULIUS VARNADO
T, San Francisco State, 6-4, 220, (went to AFL).
- JERRY STEFFEN
HB, Colorado, 6-0, 190.
- EVERETT CLOUD
HB, Maryland, 6-0, 190.
- RANDY WILLIAMS
HB, Indiana, 6-3, 208.
- LYNN HOYEM*
C, Long Beach State, 6-4, 225.
- JERRY MORGAN
QB, Iowa State, 6-3, 195.

1962

(Drafted 4th)

- NO CHOICE
Choice traded to Cleveland for first round pick in 1961 when Cowboys picked BOB LILLY.
- SONNY GIBBS*
QB, TCU, 6-7, 225.
- (A) NO CHOICE
Choice to Chicago for DON MEREDITH.
- (B) BOBBY PLUMMER
G, TCU, 6-2, 235 - Choice from Cleveland for DUANE PUTNAM.
- NO CHOICE
Choice to San Francisco for BILL HERCHMAN.
- NO CHOICE
Choice to Los Angeles for JIMMY HARRIS.
- (A) DONNIE DAVIS
TE, Southern University, 6-2, 235.
- (B) GEORGE ANDRIE
DE, Marquette, 6-7, 247 - Choice and ALLEN GREEN from New York for FRED DUGAN.
- NO CHOICE
Choice to Los Angeles for JOHN HOUSER.
- KEN TUREAUD
RB, Michigan, 6-1, 198.
- NO CHOICE
Choice to Baltimore for DON PERKINS.
- JOHN M. LONGMEYER
G, Southern Illinois, 6-3, 230.
- LARRY HUDAS
WR, Michigan St., 6-4, 208.
- NO CHOICE
Choice to Green Bay for STEVE MEILINGER.
- ROBERT MOSES
TE, Texas, 6-3, 211.



14. **HAROLD HAYS***
G, Southern Mississippi, 6-3, 218.
15. **GUY REESE**
T, SMU, 6-5, 238.
16. **ROBERT JOHNSTON**
T, Rice, 6-4, 215.
17. **RAY JACOBS**
DT, Howard Payne, 6-3, 265 (went to AFL).
18. **DAVE CLOUTIER***
RB, Maine, 6-0, 195 (went to AFL).
19. **PAUL HOLMES**
T, Georgia, 6-5, 220.
20. **AMOS BULLOCKS**
RB, Southern Illinois, 6-1, 197.

1963

(Drafted 6th)

1. **LEE ROY JORDAN**
LB, Alabama, 6-2, 210.
2. **NO CHOICE**
Choice traded, along with ninth choice, to Chicago for **CHUCK HOWLEY**.
3. **JIM PRICE**
LB, Auburn, 6-3, 225.
4. **WHALEY HALL***
G, Mississippi, 6-3, 230.
5. **NO CHOICE**
Choice traded to New York for **DICK NOLAN**.
6. **NO CHOICE**
Choice traded to Green Bay for **JOHN SUTRO**.
7. **MARV CLOTHIER**
G, Kansas, 6-4, 220.
8. **NO CHOICE**
Choice traded to Green Bay for **LEE FOLKINS**.
9. **NO CHOICE**
Choice traded to Chicago.
10. **ROD SCHEYER**
T, Washington, 6-2, 220.
11. **RAY SCHOENKE**
C, Southern Methodist, 6-3, 225.
12. **BILL PERKINS**
FB, Iowa, 6-2, 218.
13. **PAUL WICKER***
T, Fresno State, 6-5, 248.
14. **LOU CIOCI**
LB, Boston College, 6-2, 225.
15. **JERRY OVERTON**
WR, Utah, 6-2, 192.
16. **DENNIS GOLDEN**
T, Holy Cross, 6-4, 235.
17. **ERNEST PARKS***
G, McMurry, 6-4, 230 (went to AFL).
18. **BILL FRANK**
T, Colorado, 6-4, 250.

19. **JIM STIGER**
RB, Washington, 5-11, 195.
20. **TOMMY LUCAS**
TE, Texas, 6-3, 218.

1964

(Drafted 4th)

1. **SCOTT APPLETON**
DT, Texas, 6-3, 240.
2. **MEL RENFRO**
DB, Oregon, 6-0, 195.
3. **NO CHOICE**
Choice traded to L.A. Rams for **BOB LONG** and **JOHN MEYERS**.
4. **PERRY LEE DUNN**
DB, Mississippi, 6-2, 205.
5. **NO CHOICE**
Choice traded to Green Bay for **GARY BARNES**.
6. **(A) BILLY LOTHBRIDGE**
K-QB, Georgia Tech, 6-1, 188.
6. **(B) JIM CURRY**
WR, Cincinnati, 6-4, 215 - Choice from Cleveland for **ANDY CVERCKO**.
6. **(C) JIMMY EVANS**
WR, Texas Western, 6-1, 194 - Choice from Green Bay for **JERRY NORTON**.
7. **BOB HAYES***
WR, Florida A&M, 5-11, 189.
8. **AL GEVERINK**
RB, UCLA, 6-2, 190.
9. **JAKE KUPP**
G, Washington, 6-3, 215.
10. **ROGER STAUBACH***
QB, Navy, 6-2, 190.
11. **BOBBY CRENSHAW**
G, Baylor, 6-3, 230 (went to AFL).
12. **JOHNNY NORMAN**
WR, Northwestern Louisiana, 6-1, 185.
13. **JERRY RHOME***
QB, Tulsa, 6-0, 185.
14. **JIM WORDEN**
LB, Wittenberg, 6-1, 230.
15. **BILL VAN BURKLEO**
WR, Tulsa, 5-11, 185.
16. **PAUL CERCEL**
C, Pittsburgh, 6-2, 222.
17. **HARRY ABELL***
LB, Missouri, 6-3, 212 (went to AFL).
18. **NO SELECTION**
Player chosen not eligible.
19. **H.D. MURPHY**
DB, Oregon, 6-0, 190.
20. **JOHN HUGHES**
LB, Southern Methodist, 6-2, 220.

1965

(Drafted 6th)

1. **CRAIG MORTON**
QB, California, 6-4, 215.
2. **MALCOLM WALKER**
LB, Rice, 6-4, 245.
3. **NO CHOICE**
Choice traded to Green Bay (who traded it to New York) for **JOHN ROACH**.
4. **(A) JIM SIDLE**
FB, Auburn, 6-2, 215.
4. **(B) BOB SVIHUS**
T, USC, 6-4, 240 (went to AFL) Choice from Detroit for **SONNY GIBBS**.
5. **ROGER PETTEE**
LB, Florida, 6-4, 230.
6. **SONNY UTZ**
RB, VPI, 5-11, 215.
7. **BRIG OWENS**
DB, Cincinnati, 5-11, 183.
8. **RUSSELL WAYT**
LB, Rice, 6-4, 235.
9. **JIM ZANIOS**
FB, Texas Tech, 6-0, 215.
10. **GAYLON MCCOLLOUGH**
C, Alabama, 6-3, 215.
11. **JETHRO PUGH**
DT, Elizabeth City State, 6-6, 255.
12. **ERNE KELLERMAN**
QB, Miami, OH, 6-0, 175.
13. **JACK SCHRAUB**
TE, California, 6-6, 210.
14. **GARRY PORTERFIELD**
DE, Tulsa, 6-3, 235.
15. **GENE FOSTER**
RB, Arizona State, 6-0, 195 (went to AFL).
16. **DOUG McDOUGAL**
E, Oregon State, 6-4, 228.
17. **MITCH JOHNSON**
T, UCLA, 6-4, 245.
18. **MARTIN AMSLER**
DT, Evansville, 6-5, 250.
19. **MERV RETTENMUND**
HB, Ball State, 5-10, 195.
20. **RON BARLOW***
T, Kansas State, 6-2, 230.

1966

(Drafted 5th)

1. **JOHN NILAND**
G, Iowa, 6-3, 245.
2. **WILLIE TOWNES***
DE, Tulsa, 6-5, 265.
3. **NO CHOICE**
Choice to San Francisco for **LEON DONOHUE**.
4. **NO CHOICE**
Choice to Baltimore for **RALPH NEELY**.



5. (A) NO CHOICE
Choice to San Francisco for J.D. SMITH
5. (B) **WALT GARRISON**
RB, Oklahoma State, 6-0, 209
Choice from Baltimore through Detroit for AMOS MARSH.
6. **BOB DUNLEVY**
WR, West Virginia, 6-4, 195.
7. **ART ROBINSON**
TE, Florida A&M, 6-0, 208.
8. **DON KUNIT**
RB, Penn State, 6-2, 200.
9. **DARRELL ELAM**
FL, West Virginia Tech, 6-2, 189.
10. **MASON MITCHELL**
RB, Washington, 6-1, 170.
11. **AUSTIN DENNEY***
TE, Tennessee, 6-2, 225.
12. (A) **LES SHY**
RB, Long Beach State, 6-1, 200. - Choice from Pittsburgh for LEE FOLKINS.
12. (B) **CRAIG BAYNHAM***
RB, Georgia Tech, 6-1, 200.
13. **RONNIE LAMB**
RB, South Carolina, 6-2, 216.
14. **LEWIS TURNER**
RB, Norfolk State, 6-2, 183.
15. **MARK GARTUNG***
DT, Oregon State, 6-4, 255.
16. **TOM PIGGEE**
RB, San Francisco State, 5-11, 200.
17. **GEORGE ALLEN**
T, West Texas State, 6-7, 245
(went to AFL).
18. **STEVE ORR**
DT, Washington, 6-4, 230.
19. **BRYON JOHNSON**
T, Central Washington State, 6-5, 255.
20. **LOU HUDSON**
FL, Minnesota, 6-5, 220.

1967**(Drafted 23rd)**

1. NO CHOICE
Choice given along with second and two fifths, to Houston for RALPH NEELY.
2. NO CHOICE
NEELY trade.
3. **PHIL CLARK**
DB, Northwestern, 6-2, 207.
4. **CURTIS MARKER**
G, Northern Michigan, 6-2, 253.
5. (A) NO CHOICE
Choice and JIM STEFFEN from Washington for BRIG OWENS, MITCH JOHNSON & JAKE KUPP. NEELY trade.

5. (B) NO CHOICE
Choice from Cleveland for JOE BOB ISBELL; NEELY trade.
5. (C) NO CHOICE
Choice to Green Bay for HENRY GREMMINGER.
6. **SIMS STOKES**
DB, Northern Arizona, 6-1, 198.
7. **RAYFIELD WRIGHT**
DE, Ft. Valley State, 6-7, 235.
8. **STEVE LAUB**
QB, Illinois Wesleyan, 6-1, 190.
9. **BYRON MORGAN**
DB, Findlay (Ohio), 6-3, 212.
10. **EUGENE BOWEN**
RB, Tennessee A&I, 5-8, 210.
11. **PAT RILEY**
WR, Kentucky, 6-2, 205.
12. **HAROLD DETERS**
K, North Carolina State, 6-0, 200.
13. **AL KERKIAN**
DE, Akron, 6-6, 235.
14. **TOM BOYD**
G, Tarleton State, 6-3, 250.
15. **LEAVIE DAVIS**
DB, Edward Waters College, FL, 6-4, 210.
16. **PAUL BROTHERS**
HB, Oregon State, 6-1, 193.
17. **GEORGE ADAMS**
LB, Morehead State, KY, 6-2, 218.

1968**(Drafted Alternately
20th, 19th, 21st)**

1. **DENNIS HOMAN**
FL, Alabama, 6-1, 181.
2. **DAVID McDANIELS**
WR, Mississippi Valley, 6-4, 200.
3. (A) NO CHOICE
Choice to Minnesota for LANCE RENTZEL.
3. (B) **ED HARMON**
LB, Louisville, 6-4, 246 -
Choice from Chicago for AUSTIN DENNEY and MAC PERCIVAL.
4. (A) NO CHOICE
Choice to New Orleans for LARRY STEPHENS.
4. (B) **JOHN DOUGLAS**
LB, Missouri, 6-2, 215 - Choice from New York for JIM COLVIN.
5. **BLAINE NYE**
G, Stantford, 6-4, 255.
6. **D.D. LEWIS**
LB, Mississippi State, 6-1, 210.
7. **BOB TAUCHER**
T, Nebraska, 6-4, 251.

8. **FRANK BROWN**
DE, Albany State, GA, 6-3, 249.
9. **KEN KMIEC**
DB, Illinois, 6-2, 187.
10. **BEN OLISON**
FL, Kansas, 6-1, 170.
11. **RON SHOTTS**
RB, Oklahoma, 6-0, 206.
12. **WILSON WHITTY**
LB, Boston University, 6-3, 224.
13. **CARTER LORD**
TE, Harvard, 6-2, 214.
14. **RON WILLIAMS**
DB, West Virginia, 6-2, 190.
15. **TOMMY LUNCEFORD**
P, Auburn, 6-5, 202.
16. **LARRY COLE**
DE, Hawaii, 6-5, 250.
17. **GEORGE NORDGREN**
RB, Houston, 6-0, 200.

1969**(Drafted Alternately
24th, 23rd, 22nd)**

1. **CALVIN HILL**
RB, Yale, 6-3, 230.
2. **RICHMOND FLOWERS**
WR, Tennessee, 6-0, 183.
3. (A) **TOM STINCIC**
LB, Michigan, 6-2, 226.
3. (B) **HALVOR HAGEN**
DE, Weber State, 6-5, 250 -
Choice from San Francisco for HAROLD HAYES.
4. NO CHOICE
Choice to New Orleans for -
DAVE SIMMONS.
5. (A) NO CHOICE
Choice to Baltimore for ANDY STYNCHULA.
5. (B) **CHUCK KYLE**
LB, Purdue, 6-1, 220 - Choice from Los Angeles for COY BACON.
6. **RICH SHAW**
FL, Arizona St., 6-4, 205.
7. **LARRY BALES**
WR, Emory & Henry, 5-11, 185.
8. **ELMER BENHARDT**
LB, Missouri, 6-2, 200.
9. **CLAXTON WELCH**
RB, Oregon, 5-11, 200.
10. **STUART GOTTLIEB**
G, Weber State, 6-5, 250.
11. **CLARENCE WILLIAMS**
DT, Prairie View A&M, 6-5, 250.
12. **BOB BELDEN**
QB, Notre Dame, 6-2, 210.
13. **RENE MATISON**
WR, New Mexico, 6-0, 185.
14. **GERALD LUTRI**
T, Northern Michigan, 6-4, 256.



15. **BILL JUSTUS**
DB, Tennessee, 6-1, 180.
16. **FLOYD KERR**
DB, Colorado State, 6-3, 195.
17. **BILL BAILEY**
DT, Lewis & Clark, 6-4, 260.

1970

(Drafted 23rd)

1. **DUANE THOMAS**
RB, West Texas, 6-1, 220.
2. **(A) BOB ASHER**
T, Vanderbilt, 6-5, 250 - Choice from Chicago for CRAIG BAYNHAM and PHIL CLARK.
2. **(B) MARGENE ADKINS**
WR, Herderson J.C., 5-10, 183.
3. **(A) CHARLIE WATERS**
CB, Clemson, 6-1, 193 - Choice from Houston through Cleveland for JERRY RHOME.
3. **(B) STEVE KINER**
LB, Tennessee, 6-1, 220 - Choice from Cleveland for JERRY RHOME.
3. **(C) DENTON FOX**
S, Texas Tech, 6-2, 205.
4. **JOHN FITZGERALD**
T, Boston College, 6-4, 265.
5. **NO CHOICE**
Choice to St. Louis for BOBBY JOE CONRAD.
6. **PAT TOOMAY**
DE, Vanderbilt, 6-5, 230.
7. **DON ABBEY**
LB, Penn State, 6-2, 252.
8. **JERRY DOSSEY**
G, Arkansas, 6-4, 244.
9. **ZENON ANDRUSYSHYN**
K, UCLA, 6-2, 212.
10. **PETE ATHAS**
S, Dade J.C., 6-0, 186.
11. **IVAN SOUTHERLAND**
DT, Clemson, 6-4, 246.
12. **JOE WILLIAMS**
RB, Wyoming, 6-1, 193.
13. **MARK WASHINGTON**
CB, Morgan State, 5-11, 183.
14. **JULIAN MARTIN**
WR, North Carolina Central, 6-3, 190.
15. **KEN DeLONG**
TE, Tennessee, 6-2, 223.
16. **SEABERN HILL**
CB, Arizona St., 6-2, 195.
17. **GLENN PATTERSON**
C, Nebraska, 6-3, 220.
3. **(A) SAM SCARBER**
RB, New Mexico, 6-2, 235 - Choice from St. Louis for JOHN WILLBUR.
3. **(B) BILL GREGORY**
DE, Wisconsin, 6-5, 240.
4. **(A) JOE CARTER**
TE, Grambling, 6-3, 219 - Choice from New Orleans for WILLIE TOWNES.
4. **(B) BUDDY MITCHELL**
T, Mississippi, 6-5, 232.
5. **RON KADZIEL**
LB, Stanford, 6-3, 215.
6. **STEVE MAIER**
WR, Northern Arizona, 6-3, 192.
7. **BILL GRIFFIN**
T-G, Catawba, 6-5, 250.
8. **RON JESSIE**
WR, Kansas, 6-0, 183.
9. **HONOR JACKSON**
WR, Pacific, 6-2, 190.
10. **RODNEY WALLACE**
DT, New Mexico, 6-5, 260.
11. **ERNEST BONWELL**
LB, Lane College, 6-4, 225.
12. **STEVE GOEPEL**
QB, Colgate, 6-2, 200.
13. **JAMES FORD**
RB, Texas Southern, 6-0, 200.
14. **TYRONE COUEY**
DB, Utah State, 6-2, 194.
15. **BOB YOUNG**
TE, Delaware, 6-5, 250.
16. **JOHN BRENNAN**
T, Boston College, 6-3, 260.
17. **JOHN BOMER**
C, Memphis State, 6-3, 230.

1972

(Drafted 26th)

1. **BILL THOMAS**
RB, Boston College, 6-2, 225.
2. **(A) ROBERT NEWHOUSE**
RB, Houston, 5-10, 202 - Choice from New England for HALVOR HAGEN and HONOR JACKSON.
2. **(B) JOHN BABINECZ**
LB, Villanova, 6-1, 222 - Choice from New Orleans for MARGENE ADKINS.
2. **(C) CHARLES McKEE**
WR, Arizona, 6-2, 199.
3. **(A) MIKE KELLER**
LB, Michigan, 6-4, 221 - Choice from New England for HALVOR HAGEN and HONOR JACKSON.
3. **(B) MARV BATEMAN**
P-K, Utah, 6-4, 213.
4. **(A) TIM KEARNEY**
LB, Northern Michigan, 6-2, 225 - Choice from New Orleans for JOE WILLIAMS.
4. **(B) ROBERT WEST**
WR, San Diego St., 6-4, 218 - Choice from New England for STEVE KINER.
4. **(C) CHARLES ZAPIEC**
LB, Penn State, 6-2, 222 - Choice from Detroit for RON JESSIE.
4. **(D) NO CHOICE**
Choice to New Orleans for DON TALBERT.
5. **NO CHOICE**
Choice to San Diego for TONY LISICIO.
6. **CHARLES BOLDEN**
DB, Iowa, 6-3, 195.
7. **NO CHOICE**
Choice to Chicago for LEE ROY CAFFEY.
8. **RALPH COLEMAN**
LB, North Carolina A&T, 6-4, 216.
9. **ROY BELL**
RB, Oklahoma, 5-10, 208.
10. **RICHARD AMMAN**
DE, Florida State, 6-5, 234.
11. **LONNIE LEONARD**
T-G, North Carolina A&T, 6-4, 244.
12. **JIMMY HARRIS**
WR, Ohio State, 5-10, 180.
13. **JEAN FUGETT**
TE, Amherst, 6-3, 219.
14. **ALAN THOMPSON**
RB, Wisconsin, 6-0, 225.
15. **CARLOS ALVAREZ**
WR, Florida, 5-10, 198.
16. **GORDON LONGMIRE**
QB, Utah, 6-1, 205.
17. **ALFONSO CAIN**
DT, Bethune-Cookman, 6-3, 271.

1973

(Drafted Alternately
20th, 22nd, 21st)

1. **BILLY JOE DuPREE**
TE, Michigan State, 6-4, 225.
2. **(A) GOLDEN RICHARDS**
WR, Hawaii, 6-0, 172 - Choice from Green Bay for RON WIDBY and IKE THOMAS.
2. **(B) NO CHOICE**
Choice to Chicago as compensation for signing JACK CON-CANNON.
3. **(A) HARVEY MARTIN**
DT, East Texas State, 6-5, 262 - Choice from Houston through New Orleans for TOM STINIC.
3. **(B) NO CHOICE**
Choice to New England for RON SELLERS.
4. **DRANE SCRIVENER**
DB, Tulsa, 6-0, 176.



5. **BRUCE WALTON**
T, UCLA, 6-6, 251.
6. **BOB LAYEN**
G, Yale, 6-4, 256.
7. **RODRIGO BARNES**
LB, Rice, 6-1, 215.
8. **DAN WERNER**
QB, Michigan State, 6-4, 195.
9. **MIKE WHITE**
CB, Minnesota, 6-0, 196.
10. **CARL JOHNSON**
LB, Tennessee, 6-1, 225.
11. **GERALD CASWELL**
G, Colorado State, 6-4, 250.
12. **JIM ARNESON**
G, Arizona, 6-3, 236.
13. **JOHN SMITH**
WR, UCLA, 6-1, 187.
14. **BOB THORNTON**
G-C, North Carolina, 6-3, 234.
15. **WALT BAISY**
LB, Grambling, 6-2, 222.
16. **JOHN CONLEY**
TE, Hawaii, 6-2, 228.
17. **LES STRAYHORN**
RB, East Carolina, 5-10, 205.

1974**(Drafted Alternately
22nd, 21st, 20th, 23rd)**

1. **(A) ED JONES**
DE, Tennessee State, 6-8, 260
Choice from Houston for TODY SMITH and BILLY PARKS.
1. **(B) CHARLES YOUNG**
RB, North Carolina State, 6-1, 215.
2. **NO CHOICE**
Choice and RON SELLERS to Miami for OTTO STOWE.
3. **(A) DANNY WHITE**
QB, Arizona State, 6-2, 180 -
Choice from Houston for TODY SMITH and BILLY PARKS.
3. **(B) CALVIN PETERSON**
LB, UCLA, 6-3, 218.
4. **(A) KEN HUTCHERSON**
LB, Livingston State, 6-1, 214 -
Choice from Oakland for GLOSTER RICHARDSON.
4. **(B) ANDY ANDRADE**
RB-DB, Northern Michigan, 5-11, 193.
5. **JOHN KELSEY**
T, Missouri, 6-6, 226.
6. **JIM BRIGHT**
DB, UCLA, 6-1, 210.
7. **RAYMOND NESTER**
LB, Michigan State, 6-2, 224.
8. **MIKE HOLT**
DB, Michigan State, 5-11, 176.
9. **BILL DULIN**
T, Johnson C. Smith, 6-6, 244.
10. **DENNIS MORGAN**
DB, Western Illinois, 5-11, 203.
11. **HARVEY MCGEE**
WR, Southern Mississippi, 6-2, 209.
12. **KEITH BOBO**
QB, Southern Methodist, 6-3, 196.
13. **FRED LIMA**
K, Colorado, 5-9, 202.
14. **DOUG RICHARDS**
DB, Brigham Young, 6-4, 185.
15. **BRUCE CRAFT**
DT, Geneva, Pa., 6-4, 232.
16. **GENE KILLIAN**
T, Tennessee, 6-4, 225.
17. **LAWRIE SKOLROOD**
T, North Dakota, 6-5, 230.

1975**(Drafted 18th)**

1. **(A) RANDY WHITE**
DE, Maryland, 6-4, 250 -
Choice from N.Y. Giants for CRAIG MORTON.
1. **(B) THOMAS HENDERSON**
LB, Langston, 6-2, 214.
2. **BURTON LAWLESS**
G, Florida, 6-4, 253.
3. **BOB BREUNIG**
LB, Arizona State, 6-2, 236.
4. **(A) PAT DONOVAN**
DE, Stanford, 6-5, 240 - Choice
from Houston for MIKE MONTGOMERY.
4. **(B) RANDY HUGHES**
DB, Oklahoma, 6-4, 209.
5. **(A) KYLE DAVIS**
C, Oklahoma, 6-3, 240 -
Choice from Green Bay for JACK CONCANNON.
5. **(B) NO CHOICE**
Choice to Cincinnati for CLINT LONGLEY.
6. **ROLLY WOOLSEY**
DB, Boise State, 6-1, 175.
7. **MICHAEL HEGMAN**
LB, Tennessee State, 6-4, 220.
8. **MITCH HOOPES**
P, Arizona, 6-0, 210.
9. **ED JONES**
DB, Rutgers, 6-0, 193.
10. **DENNIS BOOKER**
RB, Millersville State, 6-1, 235.
11. **GREG KRPALEK**
C, Oregon State, 6-5, 242.
12. **CHUCK BLAND**
DB, Cincinnati, 5-11, 188.
13. **HERB SCOTT**
G, Virginia Union, 6-2, 248.
14. **SCOTT LAIDLAW**
RB, Stanford, 6-0, 206.
15. **WILLIE HAMILTON**
RB, Arizona, 5-11, 182.
16. **PETE CLARK**
TE, Colorado State, 6-4, 234.
17. **JIM TESTERMAN**
TE, Dayton, 6-5, 225.

1976**(Drafted 27th)**

1. **AARON KYLE**
DB, Wyoming, 5-11, 183.
2. **(A) JIM JENSEN**
RB, Iowa, 6-4, 226 - Choice
from N.Y. Giants for CRAIG MORTON.
2. **(B) JIM EIDSON**
G, Mississippi St., 6-4, 253.
3. **(A) DUKE FERGERSON**
WR, San Diego St., 6-1, 186 -
Choice from San Francisco for BOB HAYES.
3. **(B) JOHN SMITH**
RB, Boise State, 6-0, 191 -
Choice from Denver for OTTO STOWE.
3. **(C) BUTCH JOHNSON**
WR, UC-Riverside, 6-1, 175.
4. **TOM RAFFERTY**
G, Penn State, 6-3, 248.
5. **WALLY PESUIT**
T, Kentucky, 6-4, 260.
6. **GREG MCGUIRE**
T, Indiana, 6-3, 265.
7. **(A) GREG SCHAUM**
DT, Michigan State, 6-4, 246 -
Choice from San Diego for KEN HUTCHERSON.
7. **(B) DAVID WILLIAMS**
RB, Colorado, 6-2, 210.
8. **HENRY LAWS**
DB, South Carolina, 5-10, 171.
9. **BEASLEY REECE**
DB, North Texas, 6-1, 193.
10. **LERoy COOK**
DE, Alabama, 6-4, 212.
11. **CORNELIUS GREEN**
QB, Ohio, 5-11, 170.
12. **CHARLES McSHANE**
LB, Cal Lutheran, 6-2, 211.
13. **MARK DRISCOLL**
QB, Colorado St., 6-1, 184.
14. **LARRY MUSHINSKIE**
TE, Nebraska, 6-3, 217.
15. **DALE CURRY**
LB, UCLA, 6-2, 222.
16. **RICH COSTANZO**
T, Nebraska, 6-4, 260.
17. **STAN WOODFILL**
K, Oregon, 6-0, 190.



1977

(Drafted Alternately
24th, 25th, 26th)

- TONY DORSETT**
RB, Pittsburgh, 5-11, 192 -
Choice from Seattle for Cow-
boys' first-round choice and
three second-round choices.
- GLENN CARANO**
QB, Nevada-Las Vegas, 6-3,
195 - Choice from Seattle for
DUKE FERGERSON.
- (A) TONY HILL**
WR, Stanford, 6-2, 196 -
Choice from Philadelphia for
JOHN NILAND.
- (B) VAL BELCHER**
G, Houston, 6-3, 250.
- GUY BROWN**
LB, Houston, 6-4, 215.
- ANDY FREDERICK**
OL, New Mexico, 6-6, 241.
- JIM COOPER**
T, Temple, 6-5, 252.
- DAVID STALLS**
DT, Northern Colorado, 6-4, 236.
- (A) AL CLEVELAND**
DL, Pacific, 6-4, 246 - Choice
from San Diego for MITCH
HOOPEES.
- (B) FRED WILLIAMS**
RB, Arizona State, 5-10, 189.
- MARK CANTRELL**
C, North Carolina, 6-3, 252.
- STEVE DeBERG**
QB, San Jose State, 6-2, 205.
- DON WARDLOW**
TE, Washington, 6-6, 230.
- GREG PETERS**
OL, California, 6-5, 257.

1978

(Drafted 28th)

- LARRY BETHEA**
DL, Michigan State, 6-5, 258.
- TODD CHRISTENSEN**
RB-TE, Brigham Young, 6-3,
224.
- DAVID HUDGENS**
OL, Oklahoma, 6-5, 245.
- ALOIS BLACKWELL**
RB, Houston, 6-3, 242.
- RICH ROSEN**
G, Syracuse, 6-3, 242.
- HAROLD RANDOLPH**
LB, East Carolina, 6-1, 191.
- TOM RANDALL**
DT, Iowa State, 6-5, 248.
- HOMER BUTLER**
WR, UCLA, 6-1, 184.
- RUSS WILLIAMS**
DB, Tennessee, 6-1, 197.

- BARRY TOMASETTI**
OL, Iowa, 6-3, 249.
- DENNIS THURMAN**
S, Southern Cal, 5-11, 172.
- LEE WASHBURN**
OL, Montana State, 6-6, 253.

1979

(Drafted 27th)

- ROBERT SHAW**
C, Tennessee, 6-4, 252.
- AARON MITCHELL**
CB, Nevada-Las Vegas, 6-1, 196.
- DOUG COSBIE**
TE, Santa Clara, 6-6, 230 -
Swapped choices with Seattle
in BILL GREGORY trade.
- RALPH DeLOACH**
DE, California, 6-5, 254.
- (A) BOB HUKILL**
OL, North Carolina, 6-5, 250 -
Choice from Chicago for
GOLDEN RICHARDS.
- (B) CURTIS ANDERSON**
DE, Central State, OH, 6-6, 240
- Choice from Seattle for
EFREN HERRERA.
- (C) RON SPRINGS**
RB, Ohio State, 6-0, 197.
- (A) TIM LAVENDER**
CB, Southern Cal, 6-3, 187 -
Choice from Seattle for BILL
GREGORY.
- (B) MIKE SALZANO**
OL, North Carolina, 6-3, 242 -
Choice from Denver for JIM
JENSEN.
- (C) CHRIS De FRANCE**
WR, Arizona State, 6-1, 205.
- GREG FITZPATRICK**
LB, Youngstown, 6-2, 227.
- BRUCE THORNTON**
DT, Illinois, 6-5, 266.
- GARRY COBB**
LB, Southern Cal., 6-2, 209.
- MIKE CALHOUN**
DT, Notre Dame, 6-4, 228.
- NO CHOICE**
Choice to Detroit for SKIP -
BUTLER.
- QUENTIN LOWRY**
QB, Youngstown, 6-2, 225.

1980

(Drafted Alternately
23rd, 24th, 25th)

- NO CHOICE**
Choice given along with sec-
ond-round choice to Baltimore
for JOHN DUTTON.
- NO CHOICE**
Choice given along with first-
round choice to Baltimore for
JOHN DUTTON.

- (A) BILL ROE**
LB, Colorado, 6-3, 220 -
Choice from Chicago for
GOLDEN RICHARDS.
- (B) JAMES JONES**
RB, Mississippi State, 5-10,
200.
- KURT PETERSEN**
DL, Missouri, 6-5, 255.
- GARY HOGEBROOM**
QB, Central Michigan, 6-4, 195.
- TIMMY NEWSOME**
RB, Winston-Salem State, 6-1,
228.
- LESTER BROWN**
RB, Clemson, 5-11, 176.
- LARRY SAVAGE**
LB, Michigan State, 6-3, 225.
- JACKIE FLOWERS**
WR, Florida State, 6-0, 194.
- MATTHEW TEAGUE**
DE, Prairie View A&M, 6-4, 238.
- GARY PADJEN**
LB, Arizona State, 6-1, 238.
- NORM WELLS**
DT, Northwestern, 6-5, 249.

1981

(Drafted Alternately
25th and 26th)

- HOWARD RICHARDS**
T, Missouri, 6-5, 255.
- DOUG DONLEY**
WR, Ohio State, 6-0, 180.
- GLEN TITENSOR**
DL, Brigham Young, 6-4, 250.
- (A) SCOTT PELLUER**
LB, Washington State, 6-1, 213
Choice from San Francisco for
THOMAS HENDERSON.
- (B) DERRIE NELSON**
LB, Nebraska, 6-2, 217.
- DANNY SPRADLIN**
LB, Tennessee, 6-1, 229.
- VINCE SKILLINGS**
DB, Ohio State, 5-11, 176.
- (A) RON FELLOWS**
DB, Missouri, 5-11, 165 -
Choice from Tampa Bay for
DAVE STALLS.
- (B) KEN MILLER**
DB, East Michigan, 5-11, 180.
- PAUL PIJROWSKI**
LB, Florida State, 6-2, 219.
- MIKE WILSON**
WR, Washington State, 6-3, 202.
- PAT GRAHAM**
DT, California, 6-3, 257.
- TIM MORRISON**
G, Georgia, 6-3, 258.
- NATE LUNDY**
WR, Indiana, 6-0, 169.

**1982**

(Drafted 26th)

- 1. ROD HILL**
CB, Kentucky State, 6-0, 185.
- 2. JEFF ROHRER**
LB, Yale, 6-3, 224
- 3. JIM ELIOPULOS**
LB, Wyoming, 6-3, 229.
- 4. (A) BRIAN CARPENTER**
CB, Michigan, 5-10, 166 -
Choice from Tampa Bay for
DAVE STALLS.
- 4. (B) MONTY HUNTER**
S, Salem College, 6-0, 201.
- 5. PHIL POZDERAC**
T, Notre Dame, 6-9, 260.
- 6. (A) KEN HAMMOND**
G, Vanderbilt, 6-4, 270 -
Choice from Cleveland for
BRUCE HUTHER.
- 6. (B) CHARLES DAUM**
DL, Cal Poly-SLO, 6-6, 241.
- 7. BILL PURIFOY**
DL, Tulsa, 6-7, 249.
- 8. (A) GEORGE PEOPLES**
RB, Auburn, 6-0, 211 - Choice
from Denver through Buffalo for
WADE MANNING.
- 8. (B) DWIGHT SULLIVAN**
RB, N. Carolina State, 6-0, 205.
- 9. JOE GARY**
DL, UCLA, 6-5, 273.
- 10. TODD ECKERSON**
T, North Carolina State, 6-4, 263.
- 11. (A) GEORGE THOMPSON**
WR, Albany State, GA, 6-3,
209 Choice from Tampa Bay
for AARON MITCHELL.
- 11. (B) MICHAEL WHITING**
RB, Florida State, 6-1, 210.
- 12. RICH BURTNESSE**
G, Montana, 6-4, 257.

1983(Drafted Alternately
23rd, 24th, 21st, 22nd)

- 1. JIM JEFFCOAT**
DE, Arizona State, 6-5, 260.
- 2. MIKE WALTER**
LB, Oregon, 6-3, 230.
- 3. BRYAN CALDWELL**
DE, Arizona State, 6-4, 248.
- 4. CHRIS FAULKNER**
TE, Florida, 6-4, 257.
- 5. CHUCK McSWAIN**
RB, Clemson, 6-0, 190.
- 6. REGGIE COLLIER**
QB, Southern Mississippi, 6-3,
207.
- 7. CHRIS SCHULTZ**
T, Arizona, 6-8, 259.
- 8. LAWRENCE RICKS**
RB, Michigan, 5-9, 194.

- 9. AL GROSS**
S, Arizona, 6-3, 186.
- 10. ERIC MORAN**
T, Washington, 6-5, 282.
- 11. DAN TAYLOR**
T, Idaho State, 6-3, 258.
- 12. LORENZO BOUIER**
RB, Maine, 6-0, 209.

1984(Drafted Alternately
25th and 26th)

- 1. BILLY CANNON**
LB, Texas A&M, 6-4, 235.
- 2. (A) VICTOR SCOTT**
DB, Colorado, 6-0, 192 -
Choice from Houston thru Minn-
esota for BUTCH JOHNSON.
- 2. (B) NO CHOICE**
Choice to Houston for MIKE
RENFRO.
- 3. FRED CORNWELL**
TE, Southern California, 6-6, 236.
- 4. STEVE DeOSSIE**
LB, Boston College, 6-2, 250.
- 5. (A) STEVE PELLUER**
QB, Washington, 6-4, 204 -
Choice from Tampa Bay for
DANNY SPRADLIN.
- 5. (B) NORM GRANGER**
RB, Iowa, 5-9, 217.
- 6. (A) EUGENE
LOCKHART**
LB, Houston, 6-2, 228 - Choice
from Chicago for JAY SALDI.
- 6. (B) JOE LEVELIS**
G, Iowa, 6-3, 270.
- 7. ED MARTIN**
LB, Indiana State, 6-3, 218.
- 8. MIKE REVELL**
RB, Bethune-Cookman, 5-11,
197.
- 9. (A) JOHN HUNT**
OL, Florida, 6-4, 262 - Choice
from Indianapolis for RAUL
ALLEGRE.
- 9. (B) NEAL MAUNE**
OL, Notre Dame, 6-4, 249.
- 10. BRIAN SALONEN**
TE, Montana, 6-3, 227.
- 11. DOWE AUGHTMAN**
DL, Auburn, 6-2, 272.
- 12. CARL LEWIS**
WR, Houston, 6-3, 187.

1984U.S.F.L. SUPPLEMENTAL
DRAFT(Drafted Alternately
25th and 26th)

- 1. TODD FOWLER**
FB, Stephen F. Austin, 6-3, 218
- From Houston Gamblers.

- 2. MALCOLM MOORE**
WR, Southern California, 6-5,
205 - From Los Angeles
Express.
- 3. JEFF SPEEK**
TE, San Diego State, 6-3, 230 -
From New Jersey Generals.

1985(Drafted Alternately
17th, 16th, 20th, 19th, 18th)

- 1. KEVIN BROOKS**
DE, Michigan, 6-7, 265.
- 2. JESSE PENN**
LB, Virginia Tech, 6-3, 255.
- 3. CRAWFORD KER**
G, Florida, 6-4, 290.
- 4. ROBERT LAVETTE**
RB, Georgia Tech, 5-11, 195.
- 5. (A) HERSHEL WALKER**
RB, Georgia, 6-1, 224 - Choice
from Houston for BUTCH
JOHNSON.
- 5. (B) MATT DARWIN**
C/G, Texas A&M, 6-4, 265 -
Choice from Cleveland thru
Buffalo for ROD HILL.
- 6. (A) KURT PLOEGER**
DT, Gustavus Adolphus, 6-5,
250 - Choice from Indianapolis
for STEVE WRIGHT.
- 6. (B) MATT MORAN**
C/G, Stanford, 6-4, 265.
- 7. (A) KARL POWE**
WR, Alabama State, 6-2, 175 -
Choice from San Diego thru
Kansas City for LAWRENCE
RICKS.
- 7. (B) JIM HERRMANN**
DE, Brigham Young, 6-6, 265.
- 8. LEON GONZALEZ**
WR, Bethune-Cookman, 5-10,
160.
- 9. SCOTT STRASBURGER**
LB, Nebraska, 6-1, 220.
- 10. JOE JONES**
TE, Virginia Tech, 6-4, 245.
- 11. NEAL DELLOCONO**
LB, UCLA, 6-1, 220.
- 12. KARL JORDAN**
LB, Vanderbilt, 6-2, 245.

1986(Drafted Alternately
21st, 20th, 19th, 18th)

- 1. (A) MIKE SHERRARD**
WR, UCLA, 6-2, 185 - Choice
from San Francisco for Cowboys
first and fifth-round choices.
- 1. (B) NO CHOICE**
Choice given to San Francisco
along with fifth-round choice
for San Francisco's first-round
choice.



2. **DARRYL CLACK**
RB, Arizona State, 5-10, 207 -
Choice from Indianapolis for
GARY HOGEBOOM.

3. **MARK WALEN**
DT, UCLA, 6-5, 265.

4. **MAX ZENDEJAS**
K, Arizona, 5-11, 184.

5. **NO CHOICE**
Choice given to San Francisco
along with first-round choice
for San Francisco's first-round
choice.

6. **(A) THORNTON
CHANDLER**
TE, Alabama, 6-5, 238 - Choice
from Buffalo for ROD HILL.

6. **(B) STAN GELBAUGH**
QB, Maryland, 6-3, 207 - Choice
from Detroit for ANGELO KING.

6. **(C) LLOYD YANCEY**
G, Temple, 6-4, 275.

7. **JOHNNY HOLLOWAY**
DB, Kansas, 5-11, 181.

8. **TOPPER CLEMONS**
RB, Wake Forest, 5-11, 205.

9. **JOHN IONATA**
G, Florida State, 6-2, 280.

10. **BRYAN CHESTER**
G, Texas, 6-4, 260.

11. **GARTH JAX**
LB, Florida State, 6-2, 225.

12. **(A) CHRIS DULIBAN**
LB, Texas, 6-2, 216 - Choice
from Buffalo for ROD HILL.

12. **(B) TONY FLACK**
DB, Georgia, 6-1, 184.

1987

(Drafted Alternately
12th and 11th)

1. **DANNY NOONAN**
DT, Nebraska, 6-4, 282.
2. **RON FRANCIS**
CB, Baylor, 5-9, 201.
3. **JEFF ZIMMERMAN**
OL, Florida, 6-3, 310.
4. **KELVIN MARTIN**
WR, Boston College, 5-9, 161.
5. **EVERETT GAY**
WR, Texas, 6-2, 204.
6. **JOE ONOSAI**
OL, Hawaii, 6-3, 283.
7. **KEVIN SWEENEY**
OB, Fresno State, 6-0, 191.
8. **KEVIN GOGAN**
T, Washington, 6-7, 295.
9. **ALVIN BLOUNT**
RB, Maryland, 5-9, 197.
10. **DALE JONES**
LB, Tennessee, 6-1, 234.
11. **JEFF WARD**
K, Texas, 5-9, 169.

12. **SCOTT ARMSTRONG**
LB, Florida, 6-1, 230.

1988

(Drafted Alternately
11th, 14th, 13th, 12th)

1. **MICHAEL IRVIN**
WR, Miami, Fla., 6-2, 198.
2. **KEN NORTON, JR.**
LB, UCLA, 6-2, 224.
3. **MARK HUTSON**
G, Oklahoma, 6-3, 292.
4. **DAVE WIDELL**
T, Boston College, 6-6, 297.
5. **NO CHOICE**
Choice given to Seattle for
RON ESSINK.
6. **SCOTT SECULES**
CB, Virginia, 6-3, 220.
7. **OWEN HOOVEN**
T, Oregon State, 6-8, 302.
8. **MARK HIGGS**
RB, Kentucky, 5-7, 188.
9. **BRIAN BEDFORD**
WR, California, 6-4, 209.
10. **BILLY OWENS**
DB, Pittsburgh, 6-1, 198.
11. **CHAD HENNINGS**
DE, Air Force, 6-5, 251.
12. **BEN HUMMEL**
LB, UCLA, 6-4, 234.

1989

(Drafted 1st)

1. **TROY AIKMAN**
QB, UCLA, 6-3, 220.
2. **(A) NO CHOICE**
Choice given along with sixth-
round choice to L.A. Raiders
for their second, third and fifth-
round choices.
2. **(B) DARYL JOHNSTON**
FB, Syracuse, 6-2, 237 -
Choice from L.A. Raiders along
with third and fifth-round choi-
ces for Cowboys' second and
sixth-round choices.
3. **(A) MARK STEPENSKI**
OL, Pittsburgh, 6-2, 269.
3. **(B) RHONDY WESTON**
DE, Florida, 6-5, 274 - Choice from
L.A. Raiders along with second and
fifth-round choices for Cowboys'
second and sixth-round choices.
4. **TONY TOLBERT**
DE, Texas-El Paso, 6-6, 245.
5. **(A) KEITH JENNINGS**
TE, Clemson, 6-4, 241.
5. **(B) WILLIS CROCKETT**
LB, Georgia Tech, 6-3, 221 -
Choice from L.A. Raiders along
with second and third-round
choices for Cowboys' second
and sixth-round choices.

5. **(C) JEFF ROTH**
DT, Florida, 6-3, 256 - Choice
from Denver for TONY
DORSETT.

6. **NO CHOICE**
Choice given to L.A. Raiders
along with second-round
choice for Raiders' second,
third and fifth-round choices.

7. **KEVIN PETERSON**
LB, Northwestern, 6-2, 227.

8. **CHARVEZ FOGER**
RB, Nevada-Reno, 5-10, 211.

9. **TIM JACKSON**
DB, Nebraska, 5-11, 192.

10. **ROD CARTER**
LB, Miami, Fla., 6-1, 228.

11. **RANDY SHANNON**
LB, Miami, Fla., 6-0, 224.

12. **SCOTT ANKROM**
WR, Texas Christian, 6-1, 200.

1990

(Drafted 1st)

1. **(A) NO CHOICE**
Choice used to select STEVE
WALSH in the 1989 suppl-
emental draft.
1. **(B) EMMITT SMITH**
RB, Florida, 5-9, 199 - Choice
from Pittsburgh for first-round
choice obtained from Minn-
esota and third-round choice
obtained from San Francisco.
2. **ALEXANDER WRIGHT**
WR, Auburn, 6-0, 187.
3. **(A) NO CHOICE**
Choice to Minnesota in HER-
SCHEL WALKER trade.
3. **(B) JIMMIE JONES**
DT, Miami, Fla., 6-4, 284 -
Choice from New England
along with sixth and eighth-
round choices for third-round
choice obtained from Denver,
fifth-round choice obtained from
Miami and Cowboys' seventh-
round choice.
4. **NO CHOICE**
Choice to Denver in KEVIN
BROOKS trade.
5. **(A) NO CHOICE**
Choice to Washington for
DEAN HAMEL.
5. **(B) STAN SMAGALA**
CB, Notre Dame, 5-10, 184 -
Choice from L.A. Raiders for
sixth-round choice obtained
from Minnesota, eighth-round
choice obtained from New-
England, ninth-round choice
obtained from Seattle, 10th-
round choice obtained from
Indianapolis and 11th-round
choice obtained from San
Francisco.



6. **NO CHOICE**
Choice to San Diego along with sixth-round choice obtained from New England and sixth-round choice obtained from N.Y. Giants for San Diego's third-round choice in 1991.
7. **NO CHOICE**
Choice given to New England along with third-round choice obtained from Denver and fifth-round choice obtained from Miami for New England's third, sixth and eighth-round choices.
8. **NO CHOICE**
Choice to Detroit for PAUL PALMER.
9. **KENNETH GANT**
CB, Albany State, GA, 5-11, 178.
10. **NO CHOICE**
Choice to Minnesota in HERSCHEL WALKER trade.
11. **DAVE HARPER**
LB, Humboldt State, 6-1, 220.
12. **NO CHOICE**
Choice used to select MIKE LOWMAN in the 1989 supplemental draft.

1991**(Drafted Alternately 13th and 14th)**

1. **(A) RUSSELL MARYLAND**
DT, Miami, 6-1, 274 - Choice from New England for first-round choice obtained from Minnesota, second-round choice. RON FRANCIS, DAVID HOWARD and EUGENE LOCKHART.
1. **(B) ALVIN HARPER**
WR, Tennessee, 6-3, 204.
2. **(A) DIXON EDWARDS**
LB, Michigan State, 6-1, 220 - Choice from Detroit for first-round choice obtained from Washington.
2. **(B) NO CHOICE**
Choice to New England along with first-round choice obtained from Minnesota, RON FRANCIS, DAVID HOWARD and EUGENE LOCKHART for New England's first-round draft choice.
3. **(A) GODFREY MYLES**
LB, Florida, 6-1, 242 - Choice obtained from San Diego for 1990 draft choices.
3. **(B) JAMES RICHARDS**
G, California, 6-4, 289 - Choice obtained from Detroit for first-round choice obtained from Washington.
3. **(C) NO CHOICE**
Choice to Minnesota in Herschel Walker trade.

3. **(D) ERIK WILLIAMS**
T, Central St. (OH), 6-5, 304 - Choice obtained from New Orleans in STEVE WALSH trade.
4. **(A) CURVIN RICHARDS**
RB, Pittsburgh, 5-9, 200.
4. **(B) BILL MUSGRAVE**
QB, Oregon, 6-2, 196 - Choice obtained from Kansas City in STEVE PELLUER trade.
4. **(C) TONY HILL**
DE, Tenn.-Chattanooga, 6-6, 250 - Choice obtained from Detroit for first-round choice obtained from Washington.
4. **(D) KEVIN HARRIS**
DE, Texas Southern, 6-5, 248 - Choice obtained from New England for first-round pick obtained from Minnesota.
5. **(A) NO CHOICE**
Choice sent to L.A. Raiders for JOHN GESEK.
5. **(B) DARRICK BROWNLOW**
LB, Illinois, 5-10, 245 - Choice obtained from Washington for first-round choice obtained from New England.
6. **MIKE SULLIVAN**
OL, Miami, 6-3, 278.
7. **(A) LEON LETT**
DE, Emporia (KS) St., 6-6, 273 - Choice obtained from Denver in DAVE WIDELL trade.
7. **(B) NO CHOICE**
Choice sent to L.A. Raiders for DALE HELLESTRAE.
8. **NO CHOICE**
Choice sent to Phoenix for ROB AWALT.
9. **DAMON MAYS**
WR, Missouri, 5-9, 166.
10. **SEAN LOVE**
G, Penn State, 6-3, 285.
11. **TONY BOLES**
RB, Michigan, 6-1, 196.
12. **LARRY BROWN**
CB, Tex. Christian, 5-11, 184.

1992**(Drafted Alternately 24th, 23rd, 22nd, 21st)**

1. **(A) KEVIN SMITH**
CB, Texas A&M, 5-11, 173 - Choice from Atlanta along with fifth-round choice for first and fourth-round choices obtained from New England.
1. **(B) ROBERT JONES**
LB, East Carolina, 6-2, 236.
2. **(A) JIMMY SMITH**
WR, Jackson State, 6-1, 200 - Choice from Cleveland along

with fifth-round choice for second-round choice obtained from New Orleans, eighth-round choice obtained from Denver and the Cowboys' third, sixth and twelfth-round choices.

2. **(B) DARREN WOODSON**
S, Arizona State, 6-1, 216 - Choice from New England along with first and fourth-round choices for first and third-round choices obtained from Minnesota.
2. **(C) NO CHOICE**
Choice sent to Atlanta along with eighth-round choice for TONY CASILLAS.
3. **(A) CLAYTON HOLMES**
CB, Carson-Newman, 5-10, 178 - Choice from Washington along with second-round choice for second and third-round choices obtained from Kansas City.
3. **(B) NO CHOICE**
Choice sent to Cleveland along with second-round choice obtained from New Orleans, eighth-round choice obtained from Denver and the Cowboys' sixth and twelfth-round choices for second and fifth-round choices.
3. **(C) JAMES BROWN**
T, Virginia State, 6-6, 331 - Choice from Detroit along with fourth and ninth-round choices for second-round choice obtained from Washington.
4. **(A) NO CHOICE**
Choice sent to L.A. Raiders for STEVE BEUERLEIN.
4. **(B) TOM MYSLINSKI**
G, Tennessee, 6-2, 291 - Choice from Detroit along with third and ninth-round choices for second-round choice obtained from Washington.
5. **(A) GREG BRIGGS**
S, Texas Southern, 6-3, 209 - Choice from Atlanta along with first-round choice for first and fourth-round choices obtained from New England.
5. **(B) ROD MILSTEAD**
G, Delaware State, 6-2, 293 - Choice from Cleveland along with second-round choice for second-round choice obtained from New Orleans, eighth-round choice obtained from Denver and the Cowboys' third, sixth, and twelfth-round choices.
5. **(C) NO CHOICE**
Choice sent to Houston in the ALONZO HIGHSMITH trade.
6. **(A) FALLON WACASEY**
TE, Tulsa, 6-7, 241 - Choice from New England for JESSE SOLOMON.



6. (B) NO CHOICE
Choice sent to Cleveland along with second-round choice obtained from New Orleans, eighth-round choice obtained from Denver and the Cowboys' third and twelfth-round choices for second and fifth-round choices.
7. NO CHOICE
Choice sent to L.A. Raiders for GARRY LEWIS.
8. NO CHOICE
Choice sent to Atlanta along with second-round choice for TONY CASILLAS.
9. (A) NATE KIRTMAN
S, Pomona-Pitzer, 6-1, 186.
9. (B) CHRIS HALL
S, East Carolina, 6-2, 184 - Choice from Detroit along with third and fourth-round choices for second-round choice obtained from Washington.
10. JOHN TERRY
G, Livingstone College, 6-4, 232.
11. TIM DANIEL
WR, Florida A&M, 5-11, 184.
12. (A) DONALD HARRIS
S, Texas Tech, 6-0, 185 - Choice from New England for RICH GICEWICZ.
12. (B) NO CHOICE
Choice sent to Cleveland along with second-round choice obtained from New Orleans, the Cowboys' third and sixth-round choices and the eighth-round choice obtained from Denver for second and fifth-round choices.

1993

(Drafted 28th)

1. NO CHOICE
Choice to Green Bay along with fourth-round choice for two second, a fourth and eighth-round choices.
2. (A) KEVIN WILLIAMS
WR, Miami, Fla., 5-9, 190 - Choice from Green Bay along with second, fourth and eighth-round choices for first and fourth-round choices.
2. (B) DARRIN SMITH
LB, Miami, Fla., 6-1, 237 - Choice from Green Bay along with second, fourth and eighth-round choices for first and fourth-round choices.
2. (C) NO CHOICE
Choice to San Francisco in Charles Haley trade.
3. MIKE MIDDLETON
S, Indiana, 5-10, 211.

4. (A) DERRICK LASSIC
RB, Alabama, 5-10, 192 - Choice from Green Bay along with two second-round choices and an eighth-round choice for first and fourth-round choices.
4. (B) RON STONE
T, Boston College, 6-5, 306 - Choice from L.A. Raiders for ALEXANDER WRIGHT.
4. (C) NO CHOICE
Choice to Green Bay along with first-round choice for two second, a fourth and eighth round choices.
5. NO CHOICE
Choice to Pittsburgh for THOMAS EVERETT.
6. BARRY MINTER
LB, Tulsa, 6-2, 236.
7. BROCK MARION
S, Nevada-Reno, 5-11, 178.
8. (A) DAVE THOMAS
CB, Tennessee, 6-2, 205 - Choice from Tampa Bay for Gary Lewis and an eighth-round choice.
8. (B) REGGIE GIVENS
S, Penn State, 6-0, 219 - Choice from Green Bay along with two second-round choices and a fourth-round choice for first and fourth-round choices.
8. (C) NO CHOICE
Choice to Tampa Bay along with Gary Lewis for an eighth-round choice.

1994

(Drafted 28th)

1. (A) SHANTE CARVER
DE, Arizona State, 6-5, 240 - Choice from San Francisco along with seventh-round choice for Cowboys' first and second-round choices.
1. (B) NO CHOICE
Choice to San Francisco along with second-round choice for first and seventh-round choice.
2. (A) LARRY ALLEN
OL, Sonoma State, 6-3, 325 - Compensatory choice.
2. (B) NO CHOICE
Choice to San Francisco along with first-round choice for first and seventh-round choice.
3. (A) NO CHOICE
Choice to San Francisco in Charles Haley trade.
3. (B) GEORGE HEGAMIN
T, North Carolina State, 6-7, 355 - Compensatory choice.
4. (A) WILLIE JACKSON
WR, Florida, 6-1, 205 - Choice from Tampa Bay in Thomas Everett trade.
4. (B) DEWAYNE DOTSON
LB, Mississippi, 6-1, 250.
5. NO CHOICE
Choice to L.A. Raiders along with seventh-round choice obtained from San Francisco for Elvis Patterson and L.A. Raiders seventh-round choice.
6. (A) NO CHOICE
Choice to L.A. Rams for Jim Price.
6. (B) DARREN STUDSTILL
DB, West Virginia, 6-1, 186 - Choice from L.A. Rams for Cowboys' fourth-round choice in 1995.
7. (A) TODDRICK McINTOSH
DL, Florida State, 6-3, 277 - Choice from L.A. Raiders along with Elvis Patterson for Cowboys' fifth-round choice and seventh-round choice obtained from San Francisco.
7. (B) NO CHOICE
Choice to New England for Hugh Millen.

1995

(Drafted Alternately
28th and 27th)

1. (A) NO CHOICE
Choice to Tampa Bay for two second-round draft choices.
2. (A) SHERMAN WILLIAMS
RB, Alabama, 5-8, 190 - Choice from Atlanta along with fourth-round choice for a second-round choice obtained from Tampa Bay.
2. (B) KENDELL WATKINS
TE, Mississippi State, 6-1, 305.
2. (C) SHANE HANNAH
G, Michigan State, 6-5, 345 - Choice from Tampa Bay along with second-round choice for first-round choice.
3. CHARLIE WILLIAMS
S, Bowling Green, 6-0, 190.
4. (A) ERIC BJORNSON
TE, Washington, 6-4, 215 - Choice from Atlanta along with second-round choice for a second-round choice obtained from Tampa Bay.
4. (B) NO CHOICE
Choice to St. Louis for 1994 sixth-round choice.
4. (C) ALUNDIS BRICE
CB, Mississippi, 5-10, 178 - Compensatory choice.
4. (D) LINC HARDEN
LB, Oklahoma State, 6-3, 238 - Compensatory choice.



5. (A) **NO CHOICE**
Choice used to select JOHN DAVIS in the 1994 supplemental draft.
5. (B) **EDWARD HERVEY**
WR, Southern Cal, 6-3, 179 -
Compensatory choice.
5. (C) **DANA HOWARD**
LB, Illinois, 6-0, 238 -
Compensatory choice.
6. **NO CHOICE**
Choice to Chicago along with VINSON SMITH and BARRY MINTER for KELLY BLACKWELL, MARKUS PAUL and JOHN ROPER.
7. **OSCAR STURGIS**
DE, North Carolina, 6-5, 280

1996

(Drafted 30th)

1. **NO CHOICE**
Choice to Washington for a second and third-round draft choice.
2. (A) **KAVIKA PITTMAN**
DE, McNeese State, 6-6, 263

- Choice from Washington along with third-round choice for first-round choice.
2. (B) **RANDALL GODFREY**
LB, Georgia, 6-2, 237 -
Choice from Miami for second-round choice and fourth-round choice obtained from N.Y. Giants as compensation for signing of Ron Stone.
2. (C) **NO CHOICE**
Choice sent to Miami along with fourth-round choice obtained from N.Y. Giants as compensation for signing of Ron Stone for second-round choice.
3. (A) **CLAY SHIVER**
C, Florida State, 6-2, 294 -
Choice from Washington along with second-round choice for first-round choice.
3. (B) **NO CHOICE**
Choice used to select DAREN BENSON in the 1995 supplemental draft.
3. (C) **STEFFRET WILLIAMS**
WR, N.E. Louisiana, 6-0, 170 -

- Compensatory choice.
3. (D) **MIKE ULUFALE**
DL, Brigham Young, 6-4, 277 -
Compensatory choice.
4. **NO CHOICE**
Choice to Atlanta along with fifth-round choice for ROGER HARPER.
5. (A) **KENNETH McDANIEL**
G, Norfolk State, 6-3, 322 -
Choice from Baltimore for fourth-round choice in 1997.
5. (B) **NO CHOICE**
Choice to Atlanta along with fourth-round choice for ROGER HARPER.
5. (C) **ALAN CAMPOS**
LB, Louisville, 6-3, 236 -
Compensatory choice.
6. (A) **NO CHOICE**
Choice to Chicago for JIM SCHWANTZ.
6. (B) **WENDELL DAVIS**
CB, Oklahoma, 5-10, 183 -
Compensatory choice.
7. **RYAN WOOD**
FB, Arizona State, 5-11, 236.

BOLD Indicates Made Active Roster *Drafted As Future**Cowboys and Free Agency****1989****PLAN B****PLAYERS SIGNED (5):**

- C Eric Coyle
(from Washington)
- DB Ray Horton
(from Cincinnati)
- TE Anthony Jones
(from San Diego)
- LB Eric Naposki
(from New England)
- RB Kevin Scott
(from San Diego)

PLAYERS LOST (6):

- C Bob Brotzki
(by Atlanta)
- TE Doug Cosbie
(by Denver)
- RB Mark Higgs
(by Philadelphia)
- LB Garth Jax
(by Phoenix)
- WR Mike Sherrard
(by San Francisco)
- QB Kevin Sweeney
(by San Francisco)

1990**PLAN B****PLAYERS SIGNED (16):**

- FB Tommie Agee
(from Kansas City)

- T Louis Cheek
(from Miami)
- LB Terrence Cooks
(from New England)
- DB Antonio Gibson
(from New Orleans)
- WR Rod Harris
(from New Orleans)
- OL Greg Johnson
(from Miami)
- LB Walter Johnson
(from New Orleans)
- RB Keith Jones
(from Cleveland)
- WR Dennis McKinnon
(from Chicago)
- TE Jay Novacek
(from Phoenix)
- DE Lybrant Robinson
(from Washington)
- G Tony Stalon
(from L.A. Rams)
- LB Vinson Smith
(from Pittsburgh)
- DE Anthony Spears
(from Houston)
- S James Washington
(from L.A. Rams)
- WR Mike Williams
(from Detroit)

PLAYERS LOST (4):

- WR Cornell Burbage
(by Minnesota)
- WR Bernard Ford
(by Houston)
- RB Paul Palmer
(by Cincinnati)

- C Bob White
(by New England)

1991**PLAN B****PLAYERS SIGNED (4):**

- DB Odie Harris
(from Tampa Bay)
- TE Craig Hudson
(from Green Bay)
- TE Alfredo Roberts
(from Kansas City)
- OL Alan Veingard
(from Green Bay)

PLAYERS LOST (2):

- G Crawford Ker
(by Denver)
- FB Robert Perryman
(by Denver)

1992**PLAN B****PLAYERS SIGNED (4):**

- LB Bernard Clark
(from Cincinnati)
- Gi/C Frank Cornish
(from San Diego)
- K Brad Daluiso
(from Buffalo)
- CB Brian Mitchell
(from Atlanta)

PLAYERS LOST (6):

- TE Rob Awalt
(by Denver)



LB Darrick Brownlow
(by Buffalo)
LB Jack Del Rio
(by Minnesota)
CB Manny Hendrix
(by San Francisco)
S Stan Smagala
(by Pittsburgh)
K Ken Willis
(by Tampa Bay)

1993

PLAYERS SIGNED (0):

PLAYERS LOST (2):

QB Steve Beuerlein
(by Phoenix)
WR Kelvin Martin
(by Seattle)

1994

PLAYERS SIGNED (2):

G Derek Kennard
(from New Orleans)
QB Rodney Peete
(from Detroit)

PLAYERS LOST (8):

DT Tony Casillas
(by Kansas City)
G/C Frank Cornish
(by Minnesota)

G John Gesek
(by Washington)
G/T Kevin Gogan
(by L.A. Raiders)
DT Jimmie Jones
(by L.A. Rams)
QB Bernie Kosar
(by Miami)
K Eddie Murray
(by Philadelphia)
LB Ken Norton
(by San Francisco)

1995

PLAYERS SIGNED (4):

S Scott Case
(from Atlanta)
C Ray Donaldson
(from Seattle)
RB David Lang
(from St. Louis)
CB Deion Sanders
(from San Francisco)

PLAYERS LOST (11):

LB Darrick Brownlow
(by Washington)
G/C Frank Cornish
(by Jacksonville)
TE Scott Galbraith
(by Washington)
S Kenneth Gant
(by Tampa Bay)

WR Alvin Harper
(by Tampa Bay)
DE Jim Jeffcoat
(by Buffalo)
QB Rodney Peete
(by Philadelphia)
C Mark Stepnoski
(by Houston)
RB Blair Thomas
(by Atlanta)
LB Matt Vanderbeek
(by Washington)
S James Washington
(by Washington)

1996

PLAYERS SIGNED (1):

LB Fred Strickland
(from Green Bay)

PLAYERS LOST (6):

CB Robert Bailey
(by Miami)
CB Larry Brown
(by Oakland)
LB Dixon Edwards
(by Minnesota)
LB Robert Jones
(by St. Louis)
DT Russell Maryland
(by Oakland)
G/T Ron Stone*
(by N.Y. Giants)

*Restricted Free Agent

JERRY JONES MINORITY COACHING FELLOWSHIP

The Jerry Jones Minority Coaching Fellowship was established eight years ago to give minority college football coaches an intensive working experience on the NFL level. The purpose of this fellowship is to create an experience that will enable an individual coach to understand all dimensions of coaching with the Dallas Cowboys, from working with players in the classroom and on the field, to studying techniques and strategies with the other coaches, to handling administrative duties.

Beginning with training camp, the fellowship coaches are Dallas Cowboys coaches until responsibilities at their respective institutions begin. The coaches are housed at the Cowboys' training facilities at St. Edward's University and take part in every aspect of the football program, including on-field coaching, staff meeting participation and daily evaluation of current and prospective NFL players. During their stay with the Cowboys, each fellowship coach develops an understanding of the role of an NFL coach, of how to organize and formulate practice plans and game plans and of player evaluations.

"The fellowship coaches are an important part of our team during training camp," says Cowboys owner Jerry Jones. "We want them not only to learn, but to help us during this crucial time of preparing our team for the season. We believe this experience with the Cowboys will help minority coaches develop the background and contacts to move more rapidly into the NFL."

Past recipients of the Jerry Jones Minority Coaching Fellowship include:

1989 Clarence Brooks, Syracuse University
Desmond Robinson, West Virginia University

1990 John Blake, University of Oklahoma
Robert Ford, Texas A&M University
Luther Palmer, Norfolk State University
Michael Simpson, Albany State University

1991 John Blake, University of Oklahoma
Clarence James, University of Texas
Michael Simpson, Albany State University
Charlie Williams, Texas Christian University

1992 Keith Armstrong, Oklahoma State University
Charles Coe, University of Tennessee
Cary Godette, Georgia Tech University
Charlie Williams, University of Minnesota


1993 Ron Burton, University of North Carolina
Osia Lewis, Oregon State University
Randy Shannon, University of Miami
Ron Taylor, University of Tulsa

1994 Ron Aiken, University of New Mexico
Calvin Miller, Oklahoma State University
Leon Perry, Marshall University

1995 Ron Aiken, Vanderbilt University
Luther Palmer, Virginia Union University
Leon Perry, Marshall University
Ron Taylor, University of Tulsa
Chris Wilson, Northern Illinois University

BOLD denotes coaches who later coached in the NFL

1995 Season





The 1995 Season At A Glance

Dallas 35, N.Y. Giants 0 At New York, Sept. 4, 1995

DALLAS	7	14	7	7	-	35
N.Y. GIANTS	0	0	0	0	-	0

Cowboys - E. Smith 60 run (Boniol kick)
Cowboys - Irvin 7 pass from Aikman (Boniol kick)
Cowboys - E. Smith 1 run (Boniol kick)
Cowboys - E. Smith 1 run (Boniol kick)
Cowboys - E. Smith 1 run (Boniol kick)
Attendance - 77,454

	Cowboys	Giants
First Downs	26	16
Total Net Yards	461	211
Net Yards Rushing	232	65
Net Yards Passing	229	146
Passes	21-16	34-20
Sacked/Yards	0/0	2/9
Passes Intercepted By	1	0
Punts-Average	3-41.3	5-43.8
Fumbles-Lost	2-1	1-0
Penalties-Yards	6-48	9-49
Time of Possession	30:26	29:34

Rushing

Cowboys - E. Smith, 21 for 163, 4 touchdowns; S. Williams, 9 for 46; K. Williams, 1 for 12; Lang, 1 for 7; Johnston, 1 for 4; Wilson, 2 for 0.
Giants - Hampton, 14 for 48; Elias, 2 for 9; Brown, 2 for 6; Walker, 2 for 2.

Passing

Cowboys - Aikman, 15 of 20 for 228 yards, 1 touchdown; Wilson, 1 of 1 for 1 yard.
Giants - Brown, 20 of 34 for 155 yards, 1 interception.

Receiving

Cowboys - Irvin, 7 for 109, 1 touchdown; Novacek, 5 for 91; K. Williams, 1 for 21; Johnston, 1 for 7; S. Williams, 1 for 1; E. Smith, 1 for 0.
Giants - Sherrard, 4 for 32; Walker, 4 for 28; Calloway, 3 for 35; Pierce, 3 for 18; Elias, 2 for 21; Hampton, 2 for 7; Cross, 1 for 11; Lewis, 1 for 3.

Dallas 31, Denver 21 At Dallas, Sept. 10, 1995

DENVER	0	7	7	7	-	21
DALLAS	0	14	7	10	-	31

Cowboys - Johnston 5 pass from Aikman (Boniol kick)
Cowboys - Aikman 2 run (Boniol kick)
Broncos - Miller 11 pass from Elway (Elam kick)
Cowboys - Novacek 7 pass from Aikman (Boniol kick)
Broncos - Miller 59 pass from Elway (Elam kick)
Cowboys - E. Smith 1 run (Boniol kick)
Cowboys - Irvin 45 FG
Broncos - Miller 3 pass from Miller (Elam kick)
Attendance - 64,578

	Broncos	Cowboys
First Downs	17	27
Total Net Yards	287	358
Net Yards Rushing	89	162
Net Yards Passing	198	196
Passes	35-17	31-18

	Broncos	Cowboys
Sacked/Yards	3/24	0/0
Passes Intercepted By	1	1
Punts-Average	5-46.4	3-34.3
Fumbles-Lost	1-1	1-0
Penalties-Yards	9-58	7-49
Time of Possession	25:13	34:47

Rushing

Broncos - Davis, 11 for 61; Bernstine, 5 for 19; Millen, 1 for 7; Elway, 1 for 4; Pritchard, 1 for 0; Craver, 1 for -1; Milburn, 1 for -1.
Cowboys - E. Smith, 26 for 114, 1 touchdown; Johnston, 3 for 22; Aikman, 4 for 19, 1 touchdown; K. Williams, 2 for 9; S. Williams, 1 for 0; Wilson, 2 for -2.

Passing

Broncos - Elway, 11 of 24 for 152 yards, 2 touchdowns, 1 interception; Millen, 6 of 11 for 70 yards, 1 touchdown.
Cowboys - Aikman, 18 of 31 for 196 yards, 2 touchdowns, 1 interception.

Receiving

Broncos - Miller, 6 for 108, 3 touchdowns; Sharpe, 5 for 67; Davis, 3 for 26; Bernstine, 2 for 6; Pritchard, 1 for 15.
Cowboys - Irvin, 6 for 94; Novacek, 5 for 56, 1 touchdown; E. Smith, 4 for 35; Bjornson, 1 for 5; Johnston, 1 for 5; K. Williams, 1 for 1.

Dallas 23, Minnesota 17 (OT) At Minneapolis, Sept. 17, 1995

DALLAS	6	3	0	8	6	23
MINNESOTA	3	7	0	7	0	17

Cowboys - Irvin 19 pass from Aikman (kick no good)
Vikings - FG Reviez 42
Vikings - Reed 3 pass from Moon (Reviez kick)
Cowboys - FG Boniol 39
Cowboys - E. Smith 2 run (Novacek pass from Aikman)
Vikings - Carter 8 pass from Moon (Reviez kick)
Cowboys - E. Smith 31 run
Attendance - 60,088

	Cowboys	Vikings
First Downs	20	17
Total Net Yards	387	252
Net Yards Rushing	154	92
Net Yards Passing	233	160
Passes	38-24	38-22
Sacked/Yards	2/13	3/25
Passes Intercepted By	0	0
Punts-Average	5-42.8	7-42.1
Fumbles-Lost	3-2	2-1
Penalties-Yards	5-40	6-48
Time of Possession	29:42	32:44

Rushing

Cowboys - E. Smith, 20 for 150, 2 touchdowns; Johnston, 1 for 4; Aikman 2 for 0.
Vikings - R. Smith, 17 for 73; Lee, 6 for 12; Moon, 2 for 4; Evans, 1 for 3; Graham, 1 for 0.

Passing

Cowboys - Aikman, 24 of 38 for 246 yards, 1 touchdown.
Vikings - Moon, 22 of 38 for 185 yards, 2 touchdowns.

**Receiving**

Cowboys - Irvin, 8 for 107, 1 touchdown; E. Smith, 6 for 12; Novacek, 5 for 68; Johnston, 4 for 43; Fleming, 1 for 16.

Vikings - Reed, 7 for 107, 1 touchdown; Carter, 5 for 39, 1 touchdown; Jordan, 4 for 28; Lee, 3 for 4; Palmer, 1 for 4; Evans, 1 for 2; R. Smith, 1 for 1.

Dallas 34, Arizona 20 At Dallas, Sept. 24, 1995

ARIZONA	0	10	3	7	-	20
DALLAS	14	10	3	7	-	34

Cowboys - Novacek 2 pass from Aikman (Boniol kick)

Cowboys - E. Smith 6 run (Boniol kick)

Cardinals - FG Davis 31

Cowboys - E. Smith 1 run (Boniol kick)

Cardinals - Centers 13 pass from Krieg (Davis kick)

Cowboys - FG Boniol 25

Cowboys - FG Boniol 30

Cardinals - FG Davis 19

Cowboys - S. Williams 44 run (Boniol kick)

Cardinals - Moore 25 pass from Krieg (Davis kick)

Attendance - 64,560

	Cardinals	Cowboys
First Downs	22	26
Total Net Yards	381	440
Net Yards Rushing	52	189
Net Yards Passing	329	251
Passes	34-25	30-19
Sacked/Yards	3/28	0/0
Passes Intercepted By	0	3
Punts-Average	3-43.3	3-30.7
Fumbles-Lost	0-0	1-1
Penalties-Yards	11-63	9-61
Time of Possession	28:33	31:27

Rushing

Cardinals - Centers, 4 for 29; Hearst, 13 for 23.
Cowboys - E. Smith, 21 for 116, 2 touchdowns; S. Williams, 8 for 79, 1 touchdown; Johnston, 1 for 4; Aikman, 2 for 1; Wilson, 3 for 4; K. Williams, 1 for 7.

Passing

Cardinals - Krieg, 24 of 33 for 324 yards, 2 touchdowns, 3 interceptions; Moore, 1 of 1 for 33 yards.

Cowboys - Aikman, 19 of 30 for 251 yards, 1 touchdown.

Receiving

Cardinals - Moore, 9 for 154, 1 touchdown; Centers, 7 for 83, 1 touchdown; Sanders, 4 for 74; Gaines, 2 for 26; McBride, 1 for 12; Dowdell, 1 for 6; Hearst, 1 for 2.

Cowboys - Irvin, 5 for 105; K. Williams, 4 for 49; E. Smith, 3 for 53; Novacek, 3 for 19, 1 touchdown; Johnston, 2 for 9; Bjornson, 1 for 8; Watkins, 1 for 8.

Washington 27, Dallas 23 At Washington, Oct. 1, 1995

DALLAS	10	0	3	10	-	23
WASHINGTON	3	17	7	0	-	27

Cowboys - FG Boniol 32
Redskins - FG Murray 38
Cowboys - Woodson 37 interception return (Boniol kick)
Redskins - Logan 9 pass from Frerotte (Murray kick)
Redskins - FG Murray 46
Redskins - Allen 5 pass from Frerotte (Murray kick)
Redskins - Allen 1 run (Murray kick)
Cowboys - FG Boniol 34
Cowboys - Irvin 28 pass from Wilson (Boniol kick)
Cowboys - FG Boniol 23
Attendance - 55,489

	Cowboys	Redskins
First Downs	19	19
Total Net Yards	356	319
Net Yards Rushing	118	136
Net Yards Passing	238	183
Passes	32-23	24-13
Sacked/Yards	2/16	1/9
Passes Intercepted By	1	1
Punts-Average	3-49.7	3-40.3
Fumbles-Lost	2-1	3-0
Penalties-Yards	7-49	1-5
Time of Possession	32:44	27:16

Rushing

Cowboys - E. Smith, 22 for 95; K. Williams, 1 for 12; Wilson, 2 for 11; Johnston, 1 for 0.
Redskins - Allen, 30 for 121, 1 touchdown; Mitchell, 2 for 13; Logan, 1 for 4; Frerotte, 1 for 2.

Passing

Cowboys - Wilson, 21 of 29 for 224 yards, 1 touchdown, 1 interception; Aikman 2 of 3 for 30 yards.

Redskins - Frerotte, 13 of 24 for 192 yards, 2 touchdowns, 1 interception.

Receiving

Cowboys - E. Smith, 8 for 38; Irvin, 7 for 105, 1 touchdown; K. Williams, 4 for 66; Novacek, 4 for 45.

Redskins - Allen, 4 for 34, 1 touchdown; Westbrook, 3 for 56; Logan, 3 for 31, 1 touchdown; Ellard, 2 for 30; Shepherd, 1 for 41.

Dallas 34, Green Bay 24 At Dallas, Oct. 8, 1995

GREEN BAY	0	3	7	14	-	24
DALLAS	0	17	7	10	-	34

Cowboys - Novacek 10 pass from Aikman (Boniol kick)
Packers - FG Jacke 42
Cowboys - FG Boniol 24
Cowboys - E. Smith 1 run (Boniol kick)
Cowboys - Irvin 48 pass from Aikman (Boniol kick)
Packers - Favre 4 run (Jacke kick)
Cowboys - E. Smith 16 run (Boniol kick)
Packers - Chmura 11 pass from Favre (Jacke kick)
Packers - Favre 21 run (Jacke kick)
Cowboys - FG Boniol 35
Attendance - 64,806

	Packers	Cowboys
First Downs	20	25
Total Net Yards	369	448



	Packers	Cowboys
Net Yards Rushing	74	136
Net Yards Passing	295	312
Passes	41-21	31-24
Sacked/Yards	0/0	1/4
Passes Intercepted By	0	1
Punts-Average	5-42.4	4-51.5
Fumbles-Lost	0-0	1-0
Penalties-Yards	5-30	5-25
Time of Possession	27:01	32:59

Rushing

Packers - Bennett, 16 for 50; Favre, 2 for 25, 2 touchdowns; Henderson, 1 for -1.

Cowboys - E. Smith, 31 for 106, 2 touchdowns; Johnston, 2 for 20; S. Williams, 1 for 10.

Passing

Packers - Favre, 21 of 41 for 295 yards, 1 touchdown, 1 interception.

Cowboys - Aikman, 24 of 31 for 316 yards, 2 touchdowns.

Receiving

Packers - Brooks, 10 for 124; Bennett, 4 for 79; Morgan, 3 for 21; Chmura, 2 for 32, 1 touchdown; Jordan, 1 for 30; Henderson, 1 for 9.

Cowboys - Irvin, 8 for 150, 1 touchdown; Novacek, 7 for 83, 1 touchdown; Johnston, 3 for 43; E. Smith, 3 for 19; K. Williams, 2 for 18; S. Williams, 1 for 3.

Dallas 23, San Diego 9 At San Diego, Oct. 15, 1995

DALLAS	7	7	6	3	-	23
SAN DIEGO	2	0	7	0	-	9

Chargers - Aikman sacked by R. Davis for safety.

Cowboys - E. Smith 4 run (Boniol kick)

Cowboys - E. Smith 1 run (Boniol kick)

Chargers - Harmon 48 run (Carney kick)

Cowboys - Johnston 1 run (kick no good)

Cowboys - FG Boniol 30

Attendance - 62,664

	Cowboys	Chargers
First Downs	22	20
Total Net Yards	320	331
Net Yards Rushing	105	159
Net Yards Passing	215	172
Passes	30-21	32-20
Sacked/Yards	1/7	6/34
Passes Intercepted By	3	0
Punts-Average	5-39.4	3-54.3
Fumbles-Lost	2-1	2-1
Penalties-Yards	6-42	9-87
Time of Possession	31:29	28:31

Rushing

Cowboys - E. Smith, 22 for 68, 2 touchdowns; S. Williams, 8 for 21; Johnston, 4 for 16, 1 touchdown.

Chargers - Means, 22 for 90; Harmon, 3 for 54, 1 touchdown; Gilbert, 3 for 9; Fletcher, 1 for 6.

Passing

Cowboys - Aikman, 21 of 30 for 222 yards.

Chargers - Gilbert, 20 of 32 for 206 yards, 3 interceptions.

Receiving

Cowboys - Irvin, 7 for 103; E. Smith, 5 for 15; Novacek, 4 for 47; Johnston, 3 for 18; K. Williams, 2 for 39.

Chargers - Harmon, 8 for 52; Jefferson, 4 for 30; Coleman, 3 for 67; Martin, 2 for 23; Pupunu, 1 for 20; Young, 1 for 8; Seay, 1 for 6.

Dallas 28, Atlanta 13 At Atlanta, Oct. 29, 1995

DALLAS	0	14	7	7	-	28
ATLANTA	7	3	3	0	-	13

Falcons - Metcalf 42 pass from George (Andersen kick)

Falcons - FG Andersen 21

Cowboys - E. Smith 1 run (Boniol kick)

Cowboys - Novacek 1 pass from Aikman (Boniol kick)

Cowboys - Irvin 43 pass from Aikman (Boniol kick)

Falcons - FG Andersen 40

Cowboys - Johnston 8 run (Boniol kick)

Attendance - 70,089

	Cowboys	Falcons
First Downs	23	16
Total Net Yards	380	258
Net Yards Rushing	186	100
Net Yards Passing	194	158
Passes	25-19	30-18
Sacked/Yards	1/4	3/17
Passes Intercepted By	0	1
Punts-Average	1-46.0	2-43.5
Fumbles-Lost	0-0	0-0
Penalties-Yards	4-22	3-30
Time of Possession	30:10	29:50

Rushing

Cowboys - E. Smith, 26 for 167, 1 touchdown; Johnston, 4 for 23, 1 touchdown; Aikman, 3 for -4.

Falcons - Heyward, 14 for 67; Anderson, 8 for 34; Metcalf, 1 for -1.

Passing

Cowboys - Aikman, 19 of 25 for 198 yards, 2 touchdowns, 1 interception.

Falcons - George, 18 of 30 for 175 yards, 1 touchdown.

Receiving

Cowboys - Irvin, 10 for 135, 1 touchdown; E. Smith, 5 for 30; K. Williams, 2 for 26; Sanders, 1 for 6; Novacek, 1 for 1, 1 touchdown.

Falcons - Mathis, 6 for 48; Metcalf, 5 for 52, 1 touchdown; Emanuel, 2 for 23; Heyward, 2 for 21; Anderson, 2 for 20; Birden, 1 for 11.

Dallas 34, Philadelphia 12 At Dallas, Nov. 6, 1995

PHILADELPHIA	3	3	6	0	-	12
DALLAS	10	7	7	10	-	34

Eagles - FG Anderson 36

Cowboys - E. Smith 39 run (Boniol kick)

Cowboys - FG Boniol 42

Cowboys - Irvin 11 pass from Aikman (Boniol kick)

Eagles - FG Anderson 37

Eagles - Watters 2 run (two point attempt failed)

Cowboys - E. Smith 3 run (Boniol kick)

Cowboys - FG Boniol 37

Cowboys - Brown 20 interception return (Boniol kick)



Attendance - 64,876

Eagles		Cowboys	
First Downs	14	22	
Total Net Yards	230	366	
Net Yards Rushing	110	164	
Net Yards Passing	120	202	
Passes	26-11	24-17	
Sacked/Yards	3/13	0/0	
Passes Intercepted By	1	2	
Punts-Average	6-46.3	3-29.3	
Fumbles-Lost	0-0	2-1	
Penalties-Yards	7-92	6-65	
Time of Possession	26:55	33:05	

Rushing

Eagles - Watters, 18 for 80, 1 touchdown; Garner, 5 for 17; Peete, 4 for 13; McCrary, 2 for 0.

Cowboys - E. Smith, 27 for 158, 2 touchdowns; Aikman, 1 for 4; S. Williams, 4 for 3; Johnston, 1 for 0; K. Williams, 1 for -1.

Passing

Eagles - Peete, 11 of 26 for 133 yards, 2 interceptions.

Cowboys - Aikman, 17 of 24 for 202 yards, 1 touchdown, 1 interception.

Receiving

Eagles - C. Williams, 5 for 71; Martin, 3 for 42; Jones, 1 for 10; West, 1 for 6; Garner, 1 for 4.

Cowboys - Irvin, 8 for 115, 1 touchdown; Novacek, 3 for 37; E. Smith, 3 for 22; K. Williams, 2 for 20; Johnston, 1 for 8.

San Francisco 38, Dallas 20

At Dallas, Nov. 12, 1995

SAN FRANCISCO	17	14	0	7	-	38
DALLAS	0	7	6	7	-	20

- 49ers - Rice 81 pass from Grbac (Wilkins kick)
- 49ers - Hanks 38 fumble return (Wilkins kick)
- 49ers - FG Wilkins 26
- 49ers - Loville 1 run (Wilkins kick)
- Cowboys - E. Smith 1 run (Boniol kick)
- 49ers - Loville 19 pass from Grbac (Wilkins kick)
- Cowboys - FG Boniol 26
- Cowboys - FG Boniol 37
- 49ers - Grbac 1 run (Wilkins kick)
- Cowboys - Irvin 8 pass from Garrett (Boniol kick)

Attendance - 65,180

49ers		Cowboys	
First Downs	21	19	
Total Net Yards	386	296	
Net Yards Rushing	86	108	
Net Yards Passing	300	188	
Passes	30-20	37-23	
Sacked/Yards	2/5	3/21	
Passes Intercepted By	3	0	
Punts-Average	4-35.8	3-47.3	
Fumbles-Lost	1-0	1-1	
Penalties-Yards	6-62	6-30	
Time of Possession	31:28	28:32	

Rushing

49ers - Loville, 23 for 61, 1 touchdown; Walker, 3 for 10; Ervins, 3 for 9; Grbac, 3 for 6, 1 touchdown.

Cowboys - E. Smith, 18 for 100, 1 touchdown; Wilson, 1 for 7; S. Williams, 1 for 2; Garrett, 1 for -1.

Passing

49ers - Grbac, 20 of 30 for 305 yards, 2 touchdowns.

Cowboys - Wilson, 15 of 26 for 134 yards, 2 interceptions; Aikman, 4 of 6 for 29 yards, 1 interception; Garrett, 4 of 5 for 46 yards, 1 touchdown.

Receiving

49ers - Rice, 5 for 161, 1 touchdown; Popson, 4 for 38; Jones, 4 for 25; Thomas, 2 for 30; Loville, 2 for 27, 1 touchdown; Stokes, 2 for 20; Walker, 1 for 4.

Cowboys - Novacek, 7 for 55; E. Smith, 6 for 50; Irvin, 4 for 37, 1 touchdown; Johnston, 2 for 17; Bjornson, 2 for 14; S. Williams, 1 for 24; K. Williams, 1 for 12.

Dallas 34, Oakland 21

At Oakland, Nov. 19, 1995

DALLAS	7	10	14	3	-	34
OAKLAND	0	7	7	7	-	21

Cowboys - Irvin 17 pass from Aikman (Boniol kick)

Cowboys - E. Smith 4 run (Boniol kick)

Raiders - H. Williams 7 run (Jaeger kick)

Cowboys - FG Boniol 26

Cowboys - E. Smith 13 run (Boniol kick)

Cowboys - E. Smith 8 run (Boniol kick)

Raiders - T. Brown 24 pass from Evans

(Jaeger kick)

Raiders - Cash 16 pass from Evans (Jaeger kick)

Cowboys - FG Boniol 38

Attendance - 54,092

Cowboys		Raiders	
First Downs	25	32	
Total Net Yards	336	449	
Net Yards Rushing	113	140	
Net Yards Passing	223	309	
Passes	24-19	55-27	
Sacked/Yards	1/4	0/0	
Passes Intercepted By	3	0	
Punts-Average	3-43.3	2-31.5	
Fumbles-Lost	1-1	1-0	
Penalties-Yards	7-79	13-113	
Time of Possession	29:40	30:20	

Rushing

Cowboys - E. Smith, 29 for 110, 3 touchdowns; Johnston, 1 for 3; Sanders, 1 for 1; Aikman, 1 for -1.

Raiders - H. Williams, 15 for 59, 1 touchdown; Kaufman, 8 for 50; Ismail, 1 for 13; Evans, 3 for 10; Fenner, 2 for 8; Hostetler, 1 for 0.

Passing

Cowboys - Aikman, 19 of 24 for 227 yards, 1 touchdown.

Raiders - Evans, 20 of 41 for 232 yards, 2 touchdowns, 1 interception; Hostetler, 7 of 14 for 77 yards, 2 interceptions.

Receiving

Cowboys - Irvin, 7 for 109, 1 touchdown; Novacek, 6 for 67; Johnston, 3 for 29; E. Smith, 3 for 22.

Raiders - T. Brown, 12 for 161, 1 touchdown; H. Williams, 6 for 43; Hobbs, 4 for 43; Cash, 3 for 34, 1 touchdown; Ismail, 1 for 17; Glover, 1 for 11.



Dallas 24, Kansas City 12

At Dallas, Nov. 23, 1995

KANSAS CITY.....	0	6	6	0	-	12
DALLAS.....	14	0	7	3	-	24

Cowboys - E. Smith 15 run (Boniol kick)
 Cowboys - Irvin 33 pass from Aikman (Boniol kick)
 Chiefs - FG Elliott 37
 Chiefs - FG Elliott 37
 Cowboys - Novacek 33 pass from Aikman (Boniol kick)
 Chiefs - Dawson 45 pass from Bono (two point attempt failed)
 Cowboys - FG Boniol 20

Attendance - 64,901

	Chiefs	Cowboys
First Downs.....	19	23
Total Net Yards.....	334	293
Net Yards Rushing.....	73	118
Net Yards Passing.....	261	175
Passes.....	36-20	29-21
Sacked/Yards.....	1/15	2/17
Passes Intercepted By.....	0	0
Punts-Average.....	3-38.0	3-39.0
Fumbles-Lost.....	1-1	0-0
Penalties-Yards.....	11-68	5-29
Time of Possession.....	23:05	36:55

Rushing

Chiefs - Hill, 8 for 41; Anders, 5 for 16; Vanover, 1 for 7; Thompson, 2 for 5; Allen, 3 for 4.
 Cowboys - E. Smith, 18 for 56, 1 touchdown; S. Williams, 11 for 44; Johnston, 5 for 11; K. Williams, 1 for 7.

Passing

Chiefs - Bono, 20 of 36 for 276 yards, 1 touchdown.
 Cowboys - Aikman, 21 of 29 for 192 yards, 2 touchdowns.

Receiving

Chiefs - Vanover, 4 for 85; Dawson, 3 for 61, 1 touchdown; Davis, 3 for 54; Cash, 3 for 31; Anders, 2 for 11; Slaughter, 1 for 13; Allen, 1 for 11; Thompson, 1 for 6; Hill, 1 for 2; Hughes, 1 for 2.
 Cowboys - Irvin, 11 for 121, 1 touchdown; Novacek, 4 for 52, 1 touchdown; E. Smith, 3 for 11; Johnston, 2 for 4; Bjornson, 1 for 4.

Washington 24, Dallas 17

At Dallas, Dec. 3, 1995

WASHINGTON.....	0	7	7	10	-	24
DALLAS.....	0	10	0	7	-	17

Cowboys - E. Smith 7 run (Boniol kick)
 Redskins - Allen 2 run (Murray kick)
 Cowboys - FG Boniol 37
 Redskins - Ellard 10 pass from Shuler (Murray kick)
 Redskins - Allen 1 run (Murray kick)
 Redskins - FG Murray 47
 Cowboys - Irvin 3 pass from Aikman (Boniol kick)

Attendance - 64,866

	Redskins	Cowboys
First Downs.....	18	24
Total Net Yards.....	292	381
Net Yards Rushing.....	140	96
Net Yards Passing.....	152	285

	Redskins	Cowboys
Passes.....	24-11	47-29
Sacked/Yards.....	1/2	0/0
Passes Intercepted By.....	1	0
Punts-Average.....	6-45.5	6-40.3
Fumbles-Lost.....	0-0	4-1
Penalties-Yards.....	2-31	4-35
Time of Possession.....	29:51	30:09

Rushing

Redskins - Allen, 25 for 98, 2 touchdowns; Shuler, 9 for 21; Mitchell, 3 for 17; Logan, 2 for 4.
 Cowboys - E. Smith, 21 for 91, 1 touchdown; Johnston, 1 for 4; Aikman, 3 for 1.

Passing

Redskins - Shuler, 11 of 24 for 154 yards, 1 touchdown.
 Cowboys - Aikman, 29 of 47 for 285 yards, 1 touchdown, 1 interception.

Receiving

Redskins - Shepherd, 3 for 59; Ellard, 3 for 32, 1 touchdown; Mitchell, 3 for 31; Asher, 2 for 32.
 Cowboys - Irvin, 10 for 101, 1 touchdown; K. Williams, 5 for 73; Novacek, 5 for 46; E. Smith, 4 for 16; Fleming, 3 for 42; Johnston, 2 for 7.

Philadelphia 20, Dallas 17

At Philadelphia, Dec. 10, 1995

DALLAS.....	7	10	0	0	-	17
PHILADELPHIA.....	3	3	8	6	-	20

Eagles - FG Anderson 42
 Cowboys - E. Smith 10 run (Boniol kick)
 Cowboys - FG Boniol 21
 Cowboys - Brown 65 interception return (Boniol kick)
 Eagles - FG Anderson 27
 Eagles - Watters 1 run (Barnett pass from Peete)
 Eagles - FG Anderson 38
 Eagles - FG Anderson 42
 Attendance - 66,198

Cowboys

Eagles

First Downs.....	15	19
Total Net Yards.....	196	311
Net Yards Rushing.....	109	149
Net Yards Passing.....	87	162
Passes.....	28-11	29-20
Sacked/Yards.....	3/23	3/25
Passes Intercepted By.....	1	0
Punts-Average.....	6-39.3	4-36.5
Fumbles-Lost.....	1-1	1-1
Penalties-Yards.....	4-55	8-47
Time of Possession.....	27:36	32:24

Rushing

Cowboys - E. Smith, 27 for 108, 1 touchdown; Aikman, 2 for 1.
 Eagles - Watters, 33 for 112, 1 touchdown; Peete, 5 for 35; Garner, 2 for 2.

Passing

Cowboys - Aikman, 11 of 28 for 110 yards.
 Eagles - Peete, 20 of 29 for 187 yards, 1 interception.

Receiving

Cowboys - Irvin, 3 for 40; E. Smith, 3 for 8; Fleming, 2 for 25; Sanders, 1 for 19; Novacek, 1 for 15; Johnston, 1 for 3.
 Eagles - C. Williams, 6 for 47; Watters, 6 for 36; Carpenter, 3 for 48; Monk, 2 for 23; Barnett, 1 for 19; C.T. Jones, 1 for 9; Johnson, 1 for 5.



Dallas 21, N.Y. Giants 20

At Dallas, Dec. 17, 1995

N.Y. GIANTS	0	14	0	6	-	20
DALLAS	3	3	6	9	-	21

Cowboys - FG Boniol 27
 Giants - Wheatley 1 run (Daluiso kick)
 Cowboys - FG Boniol 32
 Giants - Brown 5 run (Daluiso kick)
 Cowboys - FG Boniol 23
 Cowboys - FG Boniol 45
 Giants - FG Daluiso 20
 Cowboys - E. Smith 5 run (two point attempt failed)
 Giants - FG Daluiso 27
 Cowboys - FG Boniol 35

Attendance - 64,400

	Giants	Cowboys
First Downs	21	21
Total Net Yards	347	332
Net Yards Rushing	244	110
Net Yards Passing	103	222
Passes	20-10	34-16
Sacked/Yards	2/8	0/0
Passes Intercepted By	1	1
Punts-Average	3-44.0	2-50.0
Fumbles-Lost	0-0	0-0
Penalties-Yards	7-108	6-44
Time of Possession	33:05	26:55

Rushing

Giants - Hampton, 34 for 187; Brown, 5 for 47, 1 touchdown; Wheatley, 4 for 5, 1 touchdown; Elias, 1 for 5.

Cowboys - E. Smith, 24 for 103, 1 touchdown; Sanders, 1 for 8; Aikman, 1 for 1.

Passing

Giants - Brown, 10 of 20 for 111 yards, 1 interception.

Cowboys - Aikman, 16 of 34 for 222 yards, 1 interception.

Receiving

Giants - Hampton, 3 for 28; Sherrard, 2 for 35; Calloway, 2 for 28; Pierce, 1 for 11; Elias, 1 for 6; Way, 1 for 3.

Cowboys - Irvin, 5 for 90; K. Williams, 5 for 85; Novacek, 2 for 23; Johnston, 2 for 18; E. Smith, 2 for 6.

Dallas 37, Arizona 13

At Arizona, Dec. 25, 1995

DALLAS	17	7	3	10	-	37
ARIZONA	0	3	10	0	-	13

Cowboys - K. Williams 25 pass from Aikman (Boniol kick)
 Cowboys - Marion 32 interception return (Boniol kick)
 Cowboys - FG Boniol 39
 Cowboys - K. Williams 48 pass from Aikman (Boniol kick)
 Cardinals - FG Davis 21
 Cardinals - A. Williams 48 interception return (Davis kick)
 Cardinals - FG Davis 23
 Cowboys - FG Boniol 23
 Cowboys - E. Smith 3 run (Boniol kick)
 Cowboys - FG Boniol 24

Attendance - 72,394

Cowboys Cardinals

First Downs	27	12
Total Net Yards	474	285
Net Yards Rushing	101	63
Net Yards Passing	373	222
Passes	33-22	35-18
Sacked/Yards	2/9	3/7
Passes Intercepted By	2	1
Punts-Average	2-28.5	4-41.8
Fumbles-Lost	3-2	2-1
Penalties-Yards	3-22	5-22
Time of Possession	34:43	25:17

Rushing

Cowboys - E. Smith, 24 for 68, 1 touchdown; K. Williams, 3 for 21; Aikman, 2 for 12; S. Williams, 5 for 0.

Cardinals - Hearst, 14 for 57; Krieg, 2 for 6; Centers, 2 for 0; Buck, 1 for 0.

Passing

Cowboys - Aikman, 21 of 32 for 350 yards, 2 touchdowns, 1 interception; Wilson, 1 of 1 for 32 yards.

Cardinals - Krieg, 12 of 28 for 152 yards, 2 interceptions; Buck, 5 of 6 for 61 yards; Hearst, 1 of 1 for 16 yards.

Receiving

Cowboys - K. Williams, 9 for 203, 2 touchdowns; Irvin, 5 for 82; E. Smith, 3 for 38; Johnston, 3 for 37; Bjornson, 2 for 22.

Cardinals - Centers, 12 for 172; Anderson, 2 for 22; Edwards, 1 for 11; McBride, 1 for 11; Hearst, 1 for 7; Moore, 1 for 6.

NFC Divisional Playoff Game

Dallas 30, Philadelphia 11

At Dallas, Jan. 7, 1996

PHILADELPHIA	0	3	0	8	-	11
DALLAS	3	14	6	7	-	30

Cowboys - FG Boniol 24
 Eagles - FG Anderson 26
 Cowboys - Sanders 21 run (Boniol kick)
 Cowboys - E. Smith 1 run (Boniol kick)
 Cowboys - FG Boniol 18
 Cowboys - FG Boniol 51
 Cowboys - Irvin 9 pass from Aikman (Boniol kick)
 Eagles - Cunningham 4 run (Johnson pass from Cunningham)
 Attendance - 64,371

Eagles Cowboys

First Downs	13	21
Total Net Yards	227	397
Net Yards Rushing	74	153
Net Yards Passing	153	244
Passes	31-14	24-17
Sacked/Yards	5/36	1/9
Passes Intercepted By	1	1
Punts-Average	8-41.4	4-42.5
Fumbles-Lost	1-0	0-0
Penalties-Yards	3-21	7-89
Time of Possession	24:14	35:46

Rushing

Eagles - Watters, 13 for 39; Cunningham, 3 for 19, 1 touchdown; Garner, 5 for 13; Peete, 1 for 3.



Cowboys - E. Smith, 21 for 99, 1 touchdown; S. Williams, 10 for 30; Sanders, 1 for 21, 1 touchdown; Aikman, 1 for 3; Johnston, 3 for 2; Wilson, 2 for -2.

Passing

Eagles - Cunningham, 11 of 26 for 161 yards, 1 interception; Peete, 3 of 5 for 28 yards.

Cowboys - Aikman, 17 of 24 for 253 yards, 1 touchdown, 1 interception.

Receiving

Eagles - C. Williams, 5 for 56; Watters, 4 for 45; Carpenter, 2 for 43; Barnett, 2 for 28; Jones, 1 for 17.

Cowboys - K. Williams, 6 for 124; Johnston, 3 for 40; E. Smith, 3 for 40; Novacek, 3 for 27; Sanders, 1 for 13; Irvin, 1 for 9, 1 touchdown.

NFC Championship Game

Dallas 38, Green Bay 27 At Dallas, Jan. 14, 1996

GREEN BAY.....	10	7	10	0	-	27
DALLAS.....	14	10	0	14	-	38

Packers - FG Jacke 46
Cowboys - Irvin 6 pass from Aikman (Boniol kick)
Cowboys - Irvin 4 pass from Aikman (Boniol kick)
Packers - Brooks 73 pass from Favre (Jacke kick)
Packers - Jackson 24 pass from Favre (Jacke kick)
Cowboys - FG Boniol 34
Cowboys - E. Smith 1 run (Boniol kick)
Packers - FG Jacke 37
Packers - Brooks 1 pass from Favre (Jacke kick)
Cowboys - E. Smith 5 run (Boniol kick)
Cowboys - E. Smith 16 run (Boniol kick)
Attendance - 65,135

	Packers	Cowboys
First Downs.....	17	26
Total Net Yards.....	328	419
Net Yards Rushing.....	48	169
Net Yards Passing.....	280	250
Passes.....	39-21	33-21
Sacked/Yards.....	4/27	1/5
Passes Intercepted By.....	0	2
Punts-Average.....	3-48.0	5-36.6
Fumbles-Lost.....	0-0	0-0
Penalties-Yards.....	11-84	6-65
Time of Possession.....	21:04	38:56

Rushing

Packers - Bennett, 9 for 46; Henderson, 1 for 2; Levens, 1 for 1; Favre, 1 for -1.
Cowboys - E. Smith, 35 for 150, 3 touchdowns; Johnston, 2 for 8; Aikman, 3 for 6; S. Williams, 1 for 3; Sanders, 2 for 2.

Passing

Packers - Favre, 21 of 39 for 307 yards, 3 touchdowns, 2 interceptions.

Cowboys - Aikman, 21 of 33 for 255 yards, 2 touchdowns.

Receiving

Packers - Brooks, 6 for 105, 2 touchdowns; Jackson, 5 for 99, 1 touchdown; Bennett, 3 for 20; Mickens, 2 for 38; Levens, 2 for 11; Chmura, 1 for 16; Freeman, 1 for 10; Ingram, 1 for 8.

Cowboys - Irvin, 7 for 100, 2 touchdowns; Novacek, 5 for 56; K. Williams, 3 for 32; Johnston, 3 for 15; E. Smith, 2 for 17; Sanders, 1 for 35.

SUPER BOWL XXX

Dallas 27, Pittsburgh 17 At Tempe, AZ, Jan. 28, 1996

DALLAS.....	10	3	7	0	-	27
PITTSBURGH.....	0	7	0	10	-	17

Cowboys - FG Boniol 42
Cowboys - Novacek 3 pass from Aikman (Boniol kick)
Cowboys - FG Boniol 35
Steelers - Thigpen 6 pass from O'Donnell (Johnson kick)
Cowboys - E. Smith 1 run (Boniol kick)
Steelers - FG Johnson 46
Steelers - Morris 1 run (Johnson kick)
Cowboys - E. Smith 4 run (Boniol kick)
Attendance - 76,347

	Cowboys	Steelers
First Downs.....	15	25
Total Net Yards.....	254	310
Net Yards Rushing.....	56	103
Net Yards Passing.....	198	207
Passes.....	23-15	49-28
Sacked/Yards.....	2/11	4/32
Passes Intercepted By.....	3	0
Punts-Average.....	5-38.2	4-44.8
Fumbles-Lost.....	0-0	2-0
Penalties-Yards.....	5-25	2-15
Time of Possession.....	26:11	33:49

Rushing

Cowboys - E. Smith, 18 for 49, 2 touchdowns; Johnston, 2 for 8; K. Williams, 1 for 2; Aikman, 4 for -3.

Steelers - Morris, 19 for 73, 1 touchdown; Pegram, 6 for 15; Stewart, 4 for 15; O'Donnell, 1 for 0; J. Williams, 1 for 0.

Passing

Cowboys - Aikman, 15 of 23 for 209 yards, 1 touchdown.

Steelers - O'Donnell, 28 of 49 for 239 yards, 1 touchdown, 3 interceptions.

Receiving

Cowboys - Irvin, 5 for 76; Novacek, 5 for 50, 1 touchdown; K. Williams, 2 for 29; Sanders, 1 for 47; Johnston, 1 for 4; E. Smith, 1 for 3.

Steelers - Hastings, 10 for 98; Mills, 8 for 78; Thigpen, 3 for 19, 1 touchdown; Morris, 3 for 18; Holliday, 2 for 19; J. Williams, 2 for 7.





1995 Regular Season Statistics

RESULTS AND ATTENDANCE (12-4)

W 35-0	@ New York Giants	77,454	SO
W 31-21	DENVER BRONCOS	64,578	SO
W 23-17	@ Minnesota (OT)	60,088	SO
W 34-20	ARIZONA	64,560	SO
L 23-27	@ Washington	55,489	SO
W 34-24	GREEN BAY	64,806	SO
W 23-9	@ San Diego	62,664	SO
	- BYE -		
W 28-13	@ Atlanta	70,089	SO
W 34-12	PHILADELPHIA	64,876	SO
L 20-38	SAN FRANCISCO	65,180	SO
W 34-21	@ Oakland	54,092	SO
W 24-12	KANSAS CITY	64,901	SO
L 17-24	WASHINGTON	64,866	SO
L 17-20	@ Philadelphia	66,198	SO
W 21-20	NEW YORK GIANTS	64,400	SO
W 37-13	@ Arizona	72,394	SO

TEAM STATISTICS

	DALLAS	OPP
FIRST DOWNS.....	364	303
Rushing.....	141	113
Passing.....	195	165
Penalty.....	28	25
Third Down-Made/Att.....	83/186	97/216
Third Down Efficiency.....	44.6	44.9
Fourth Down-Made/Att.....	8/13	8/19
TOTAL NET YARDS.....	5,824	5,044
Avg. Per Game.....	364.0	315.3
Total Plays.....	1,007	1,001
Avg. Per Play.....	5.8	5.0
NET YARDS RUSHING.....	2,201	1,772
Avg. Per Game.....	137.6	110.8
Total Rushes.....	495	442
Avg. Per Rush.....	4.4	4.0
NET YARDS PASSING.....	3,623	3,272
Avg. Per Game.....	226.4	204.5
Sacked/Yards Lost.....	18/118	36/219
Gross Yards.....	3,741	3,491
Attempts/Completions.....	494/322	523/293
Pct. of Completions.....	65.2	56.0
Had Intercepted.....	10	19
PUNTS/AVERAGE.....	55/40.8	65/42.7
Net Punting Average.....	34.7	37.8
PUNT RET./AVG.....	23/11.1	22/9.8
KICKOFF RET./AVG.....	58/22.0	85/19.5
INT./AVG. RET.....	19/13.7	10/15.5
PENALTIES/YARDS.....	90/695	112/913
FUMBLES/BALL LOST.....	24/13	16/6
TOUCHDOWNS.....	51	32
Rushing.....	29	13
Passing.....	18	17
Returns.....	4	2
EXTRA POINT/ATTEMPTS.....	47/50	30/32
Kicking Made-Attempts.....	46/48	29/29
Passing Made-Attempts.....	1/2	1/3
Rushing Made-Attempts.....	0/0	0/0
FIELD GOALS/ATTEMPTS.....	27/28	22/27
AVG TIME OF POSS.....	31:15	28:45

RUSHING	ATT	YDS	AVG	LG	TD
E. Smith.....	377	1,773	4.7	60t	25
S. Williams.....	48	205	4.3	44t	1
Johnston.....	25	111	4.4	18	2
K. Williams.....	10	53	5.3	14	0
Aikman.....	21	32	1.5	12	1
Wilson.....	10	12	1.2	11	0
Sanders.....	2	9	4.5	8	0
Lang.....	1	7	7.0	7	0
Garrett.....	1	-1	-1.0	-1	0
COWBOYS TOT.....	495	2,201	4.4	60t	29
Opp. Totals.....	442	1,772	4.0	48t	13

RECEIVING	NO	YDS	AVG	LG	TD
Irvin.....	111	1,603	14.4	50	10
Novacek.....	62	705	11.4	33t	5
E. Smith.....	62	375	6.0	40	0
K. Williams.....	38	613	16.1	48t	2
Johnston.....	30	248	8.3	24	1
Bjornson.....	7	53	7.6	16	0
Fleming.....	6	83	13.8	16	0
S. Williams.....	3	28	9.3	24	0
Sanders.....	2	25	12.5	19	0
Watkins.....	1	8	8.0	8	0
COWBOYS TOT.....	322	3,741	11.6	50	18
Opp. Totals.....	293	3,491	11.9	81t	17

INTERCEPTIONS	NO	YDS	AVG	LG	TD
Brown.....	6	124	20.7	65t	2
Marion.....	6	40	6.7	32t	1
Woodson.....	2	46	23.0	37t	1
Sanders.....	2	34	17.0	34	0
Myles.....	1	15	15.0	15	0
Brice.....	1	2	2.0	2	0
Holmes.....	1	0	0.0	0	0
COWBOYS TOT.....	19	261	13.7	65t	4
Opp. Totals.....	10	155	15.5	48t	1

PUNTING	NO	YDS	AVG	TB	IN20	LGBL	NET
Jett.....	53	2,166	40.9	6	17	58	0 34.5
Boniol.....	2	77	38.5	0	2	56	0 38.5
COWBOYS TOT.....	55	2,243	40.8	6	19	58	0 34.7
Opp. Totals.....	65	2,775	42.7	3	22	60	0 37.8

PUNT RETURNS	NO	FC	YDS	AVG	LG	TD
K. Williams.....	18	15	166	9.2	30	0
Holmes.....	4	1	35	8.8	13	0
Sanders.....	1	1	54	54.0	43	0
COWBOYS TOT.....	23	17	255	11.1	43	0
Opp. Totals.....	22	10	216	9.8	21	0

1995 SEASON



SCORING	TDR	TDP	TDR1	FG	PAT	S	TP
E. Smith.....	25	0	0	0/0	0/0	0	150
Boniol.....	0	0	0	27/28	46/48	0	127
Irvine.....	0	10	0	0/0	0/0	0	60
Novacek.....	0	5	0	0/0	0/0	0	32
Johnston.....	2	1	0	0/0	0/0	0	18
Brown.....	0	0	2b	0/0	0/0	0	12
K. Williams.....	0	2	0	0/0	0/0	0	12
Aikman.....	1	0	0	0/0	0/0	0	6
Marion.....	0	0	1e	0/0	0/0	0	6
S. Williams.....	1	0	0	0/0	0/0	0	6
Woodson.....	0	0	1a	0/0	0/0	0	6

COWBOYS

TOTALS.....	29	18	4	27/28	46/48	0	435
Opp. Totals.....	13	17	2d	22/27	29/29	1c	291

2-Pt Conversions: Team 1-2, Opponents 1-3

Aikman pass to Novacek @ Minnesota (9/17)

a: 37 yard interception return @ Washington (10/1)

b: 20 yard interception return vs. Philadelphia (11/6)

65 yard interception return @ Philadelphia (12/10)

c: Aikman sacked in end zone @ San Diego (10/15)

d: Hanks 38 yard fumble return vs San Francisco (11/12)

d: Williams 48 yard interception return @ Arizona (12/25)

e: 32 yard interception return @ Arizona (12/25)

KICKOFF RETURNS	NO	YDS	AVG	LG	TD
K. Williams.....	49	1,108	22.6	43	0
Holmes.....	5	134	26.8	46	0
Marion.....	1	16	16.0	16	0
Sanders.....	1	15	15.0	15	0
Schwartz.....	1	9	9.0	9	0
Watkins.....	1	-6	-6.0	-6	0

COWBOY TOTALS..	58	1,276	22.0	46	0
Opp. Totals.....	85	1,661	19.5	59	0

SCORE BY QUARTERS

	1	2	3	4	OT	T
COWBOYS.....	102	133	83	111	6	435
Opponents.....	38	104	78	71	0	291

FIELD GOALS

	11-19	20-29	30-39	40-49	50+
Boniol.....	0-0	11-12	13-13	3-3	0-0
COWBOYS.....	0-0	11-12	13-13	3-3	0-0
Opponents.....	1-1	7-7	7-8	7-10	0-1

Boniol: (1),(45),(39,20M),(25,30),(32,34,23),(24,35), (30),(1),(42,37),(26,37),(26,38),(20),(37),(21), (27,32,23,45,35),(39,23,24)

Opponents: (42B),(1),(42,48M),(54M,31,19),(38,46), (42),(1),(21,40),(36,37),(26),(31M),(34, 37),(47),(42,27,38,42),(40M,20,27),(21, 23)

PASSING	ATT	COMP	YDS	PCT	AVG	PCT			LG	SKS/YDS	RATING	
						TD	INT	INT				
Aikman.....	432	280	3,304	64.8	7.65	16	3.7	7	1.6	50	14/89	93.6
Wilson.....	57	38	391	66.7	6.86	1	1.8	3	5.3	38	4/29	70.1
Garrett.....	5	4	46	80.0	9.20	1	20.0	0	0.0	24	0/0	144.6
COWBOY TOT.....	494	322	3,741	65.2	7.57	18	3.6	10	2.0	50	18/118	91.7
Opp. Totals.....	523	293	3,491	56.0	6.67	17	3.3	19	3.6	81t	36/219	72.3



Defensive end Tony Tolbert has led all defensive linemen in tackles for five consecutive seasons.



1995 Postseason Statistics

RESULTS AND ATTENDANCE (3-0)

W 30-11	PHILADELPHIA	64,371	SO
W 38-27	GREEN BAY	65,135	SO
W 27-17	PITTSBURGH (SB XXX)	76,347	SO

TEAM STATISTICS

	DALLAS	OPP
FIRST DOWNS	62	55
Rushing	26	16
Passing	34	34
Penalty	2	5
Third Down-Made/Att	15/38	14/42
Third Down Efficiency	39.5	33.3
Fourth Down-Made/Att	2/2	3/7
TOTAL NET YARDS	1,070	865
Avg. Per Game	356.7	288.3
Total Plays	190	197
Avg. Per Play	5.6	4.4
NET YARDS RUSHING	378	225
Avg. Per Game	126.0	75.0
Total Rushes	106	65
Avg. Per Rush	3.6	3.5
NET YARDS PASSING	692	640
Avg. Per Game	230.7	213.3
Sacked/Yards Lost	4/25	13/95
Gross Yards	717	735
Attempts/Completions	80/53	119/63
Pct. of Completions	66.3	52.9
Had Intercepted	1	6
PUNTS/AVERAGE	14/38.9	15/43.9
Net Punting Average	31.7	35.7
PUNT RET./AVG.	4/9.5	8/10.0
KICKOFF RET./AVG.	9/19.1	19/16.2
INT./AVG. RET.	6/19.3	1/34.0
PENALTIES/YARDS	18/179	16/120
FUMBLES/BALL LOST	0/0	3/0
TOUCHDOWNS	11	6
Rushing	7	2
Passing	4	4
Returns	0	0
EXTRA POINTS/ATTEMPTS	11/11	6/6
Kicking Made/Attempts	11/11	5/5
Passing Made/Attempts	0/0	1/1
Rushing Made/Attempts	0/0	0/0
FIELD GOALS/ATTEMPTS	6/7	4/4
AVG. TIME OF POSS.	33:38	26:22

SCORING	TDR	TDP	TDRt	FG	PAT	S	TP
E. Smith	6	0	0	0/0	0/0	0	36
Bonioli	0	0	0	6/7	11/11	0	29
Irvin	0	3	0	0/0	0/0	0	18
Novacek	0	1	0	0/0	0/0	0	6
Sanders	1	0	0	0/0	0/0	0	6

COWBOYS	TOTALS	OPP.	TOTALS	OPP.	TOTALS	OPP.	TOTALS
TOTALS	7	4	0	6/7	11/11	0	95
Opp. Totals	2	4	0	4/4	5/5	0	55

2-PT Conversions: Team 0-0, Opponents 1-1*

*Cunningham pass to Johnson vs Philadelphia (1/7)

RUSHING	ATT	YDS	AVG	LG	TD
E. Smith	74	298	4.0	25	6
S. Williams	11	33	3.0	10	0
Sanders	3	23	7.7	21t	1
Johnston	7	18	2.6	6	0
Aikman	8	6	0.8	9	0
K. Williams	1	2	2.0	2	0
Wilson	2	-2	-1.0	-1	0

COWBOYS TOT	106	378	3.6	25	7
Opp. Totals	65	225	3.5	18	2

RECEIVING	NO	YDS	AVG	LG	TD
Irvin	13	185	14.2	36	3
Novacek	13	133	10.2	25	1
K. Williams	11	185	16.8	37	0
Johnston	7	59	8.4	26	0
E. Smith	6	60	10.0	22	0
Sanders	3	95	31.7	47	0

COWBOYS TOT	53	717	13.5	47	4
Opp. Totals	63	735	11.7	73t	4

INTERCEPTIONS	NO	YDS	AVG	LG	TD
Brown	3	105	35.0	44	0
Sanders	1	12	12.0	12	0
Marion	1	0	0.0	0	0
Letl	1	-1	-1.0	-1	0

COWBOYS TOT	6	116	19.3	44	0
Opp. Totals	1	34	34.0	34	0

PUNTING	NO	YDS	AVG	TB	IN20	LG	BL	NET
Jett	13	544	41.8	1	2	54	1	31.7

COWBOYS TOT	14	544	38.9	1	2	54	1	31.7
Opp. Totals	15	654	43.6	4	3	57	0	35.7

PUNT RETURNS	NO	FC	YDS	AVG	LG	TD
Sanders	4	2	38	9.5	11	0

COWBOYS TOT	4	2	38	9.5	11	0
Opp. Totals	8	2	80	10.0	39	0

KICKOFF RETURNS	NO	YDS	AVG	LG	TD
K. Williams	8	159	19.9	27	0
Marion	1	13	13.0	13	0

COWBOYS TOTALS	9	172	19.1	27	0
Opp. Totals	19	307	16.2	28	0

SCORE BY QUARTERS	1	2	3	4	OT	T
COWBOYS	27	27	13	28	-	95
Opponents	10	17	10	18	-	55

FIELD GOALS	11-19	20-29	30-39	40-49	50+
Bonioli	1-1	1-1	2-3	1-1	1-1

COWBOYS	1-1	1-1	2-3	1-1	1-1
Opponents	0-0	1-1	1-1	2-2	0-0

Bonioli: (24,18,51),(34,34M),(42,35)

Opponents: (26),(46,37),(46)

PASSING	ATT	COMP	YDS	PCT	AVG	PCT	PCT	PCT	INT	LG	SKS/YDS	RATING	
Aikman	80	53	717	66.3	8.96	TD	TD	INT	1	1.3	47	4/25	106.1
COWBOY TOTALS	80	53	717	66.3	8.96	4	5.0	1	1.3	47	4/25	106.1	
Opp. Totals	119	63	735	52.9	6.18	4	3.4	6	5.0	73t	13/95	62.1	



1995 REGULAR-SEASON DEFENSIVE STATISTICS

	Tackles		Sacks	Tkl/ Loss	QB Pres.	Int	Pass Def.	Fumbles For.-Rec.	Blk. Kick	Special Teams	
	Solo-Asst.	Total								Solo-Asst.	Total
1. Woodson	90-54	— 144		6(-11)	3	2	8	1-0		6-3	— 9
2. Marion	74-40	— 114				6	13	1-0		10-3	— 13
3. Edwards	51-58	— 109		2(-3)	1		5			0-2	— 2
4. Jones	57-43	— 100	1.0	6(-9)	1		3	1-0			
5. Myles	57-42	— 99		2(-8)	1	1	5	1-1			
6. Tolbert	50-49	— 99	5.5	1(-1)	41	1	1	2-0			
7. D. Smith	43-22	— 65	3.0		4			0-1		1-1	— 2
8. Hennings	34-22	— 56	5.5	1(-1)	22		2	0-1			
9. Lett	29-24	— 53	3.0	6(-11)	19		3	1-2	1		
10. Brown	39-8	— 47		1(-3)		6	11				
11. Haley	30-5	— 35	10.5	1(-3)	33		1	2-0			
12. Holmes	24-10	— 34				1	7			1-0	— 1
13. Maryland	22-12	— 34	2.0	3(-6)	16		2	1-0			
14. Case	15-17	— 32					4			4-9	— 13
15. Sanders	22-6	— 28				2	10				
16. Bates	16-9	— 25			1					11-14	— 25
17. McCormack	16-6	— 22	2.0	2(-3)	9						
18. Carver	8-13	— 21	2.5	1(-1)	3		1	0-1			
19. Schwartz	13-2	— 15					1			12-11	— 23
20. Bailey	6-3	— 9					1			4-1	— 5
21. Brice	6-3	— 9				1	1			2-2	— 4
22. Tremble	2-4	— 6								4-2	— 6
23. Barnes	3-1	— 4								3-4	— 7
K. Smith	3-1	— 4									
25. Benson	2-2	— 4									
26. Batiste	0-1	— 1			1					2-3	— 5
Fieldings	0-1	— 1								9-9	— 18
C. Williams	0-1	— 1								6-10	— 16
Lang								1-0		17-13	— 30
Davis										6-10	— 16
Briggs										6-3	— 9
Bjornson										5-1	— 6
Hellestrae										0-3	— 3
Ross										2-0	— 2
Hardy										1-1	— 2
Boniol										1-0	— 1

1995 POSTSEASON DEFENSIVE STATISTICS

	Tackles		Sacks	Tkl/ Loss	QB Pres.	Int	Pass Def.	Fumbles For.-Rec.	Blk. Kick	Special Teams	
	Solo-Asst.	Total								Solo-Asst.	Total
1. Woodson	18-5	— 23		1(-1)	2		1			2-0	— 2
2. Brown	15-3	— 18				3	4				
3. Tolbert	13-4	— 17	5.0	1(-6)	10						
4. Edwards	11-5	— 16					1			0-1	— 1
5. R. Jones	8-8	— 16									
6. Marion	6-8	— 14				1	2			1-3	— 4
7. D. Smith	6-7	— 13			3		1	1-0			
8. Case	9-3	— 12					1	1-0		2-2	— 4
9. Lett	6-2	— 8	2.0		4	1	1				
10. Maryland	5-2	— 7			4						
Sanders	5-2	— 7			1	3					
12. Carver	4-2	— 6	0.5		4						
Hennings	4-2	— 6	3.5		7					4-2	— 6
14. Bates	3-3	— 6									
15. Haley	4-1	— 5	1.0		3						
16. Bailey	4-0	— 4					1			2-1	— 3
Myles	4-0	— 4	1.0	1(-1)	3		1				
18. Brice	1-0	— 1									
19. Schwartz	0-1	— 1								5-5	— 10
20. McCormack					1						
Lang										6-0	— 6
C. Williams										2-2	— 4
Briggs										1-1	— 2
Hellestrae										1-0	— 1
Jett										1-0	— 1
Davis										0-1	— 1

1995 Game-by-Game

COWBOYS OFFENSE

	FIRST DOWNS				TOTAL OFFENSE										SCORING											
	T	R	Pa	Pe	YDS	PLYS	RUSH	ATT	PASS	SKYD	ATT	COM	I	PUNTS	NO-AVG	KO-RET.	NO-AVG.	PEN.	FUM.	NO-LT	TD	TDR	TDR	PAT	FG	
@ NY Giants	26	13	13	0	459	56	230	35	229	0/0	21	16	0	3-41.3	1-6.0	0-0.0	6-48	7/1	5	4	1	0	5/5	0/0		
DENVER	27	10	14	3	358	69	162	38	196	0/0	31	18	1	3-34.3	2-3.0	3-18.0	7-49	1/0	4	2	2	2	0	4/4	1/1	
@ Minn.	20	6	12	2	387	63	154	23	233	2/13	38	24	0	5-42.8	4-11.8	3-20.3	5-40	3/2	3	2	1	0	0/1	1/2		
ARIZONA	26	10	13	3	440	66	189	36	251	0/0	30	19	0	3-30.7	2-7.5	4-22.0	9-61	1/1	4	3	1	0	4/4	2/2		
@ Wash.	19	6	13	0	356	60	118	26	238	2/16	32	23	1	3-49.7	0-0.0	6-15.3	7-49	2/1	2	0	1	1	2/2	3/3		
GREEN BAY	25	11	14	0	448	66	136	34	312	1/4	31	24	0	4-51.5	3-9.3	3-29.7	5-25	1/0	4	2	2	0	4/4	2/2		
@ San Diego	22	10	10	2	320	65	105	34	215	1/7	30	21	0	5-39.4	3-7.3	1-20.0	6-42	2/1	3	3	0	0	2/3	1/1		
@ Atlanta	23	11	12	0	380	59	186	33	194	1/4	25	19	1	1-46.0	0-0.0	4-21.0	4-22	0/0	4	2	2	0	4/4	0/0		
PHIL.	22	9	12	1	366	58	164	34	202	0/0	24	17	1	3-29.3	3-29.3	3-25.0	6-65	2/1	4	2	1	1	4/4	2/2		
SAN FRAN.	19	8	10	1	296	61	108	21	188	3/21	37	23	3	3-47.3	1-24.0	6-26.8	6-30	1/1	2	1	1	0	2/2	2/2		
@ Oakland	25	10	12	3	336	57	113	32	223	1/4	24	19	0	3-43.3	1-5.0	3-25.3	7-79	1/1	4	3	1	0	4/4	2/2		
KAN. CITY	23	10	9	4	293	66	118	35	175	2/17	29	21	0	3-39.0	1-3.0	4-26.8	5-29	0/0	3	1	2	0	3/3	1/1		
WASH.	24	7	16	1	381	72	96	25	285	0/0	47	29	1	6-40.3	1-0.0	5-16.4	4-35	4/1	2	1	1	0	2/2	1/1		
@ Phil.	15	6	6	3	196	60	109	29	87	3/23	28	11	0	6-39.3	0-0.0	4-22.0	4-55	1/1	2	1	0	1	2/2	1/1		
NY GIANTS	21	6	11	4	332	60	110	26	222	0/0	34	16	1	2-50.0	1-11.0	5-24.8	6-44	0/0	1	1	0	0	0/0	5/5		
@ Arizona	27	8	18	1	474	69	101	34	373	2/9	33	22	1	2-28.5	0-0.0	4-20.8	3-22	3/2	4	1	2	1	4/4	3/3		
TOTALS	364	141	195	28	5,824	1,007	2,201	495	3,623	18/118	494	322	10	55-40.8	23-11.1	58-22.0	90-695	24/13	51	29	18	4	46/48	27/28		

* Two-point conversion attempts: Regular season (1/1 @ Minn., 9/17), (0/1 vs. N.Y. Giants 12/17)

PLAYOFFS

PHIL.	21	10	11	0	397	63	153	38	244	1/9	24	17	1	4-42.5	2-10.5	2-22.5	7-89	0/0	3	2	1	0	3/3	3/3
GREEN BAY	26	11	13	2	419	77	169	43	250	1/5	33	21	0	5-36.6	1-6.0	4-22.5	6-65	0/0	5	3	2	0	5/5	1/2
Pittsburgh	15	5	10	0	254	50	56	25	198	2/11	23	15	0	5-38.2	1-11.0	3-12.3	5-25	0/0	3	2	1	0	3/3	2/2
PLAYOFF TOTALS	62	26	34	2	1,070	190	378	106	692	4/25	80	53	1	14-38.9	4-9.5	9-19.1	18-179	0/0	11	7	4	0	11/11	6/7



1995 Game-by-Game

COWBOYS DEFENSE


	TOTAL OFFENSE												FUM. NO/LT	PEN. NO-YDS	KO-RET. NO-AVG.	PUNT RET. NO-AVG.	PUNTS NO-AVG	YDS PLYS RUSH	ATT PASS	SK/YPD	ATT COM	I	TD	SCORING								
	T	R	Pa	Pe	FIRST DOWNS	YDS	PLY	RUSH	ATT	PASS	SK/YPD	ATT												COM	I	FUM. NO/LT	PEN. NO-YDS	KO-RET. NO-AVG.	PUNT RET. NO-AVG.	PUNTS NO-AVG	YDS PLYS RUSH	ATT PASS
@ NY Giants	16	4	9	3		211	56	65	20	146	2/9	34	20	1	5-43.8	1-17.0	6-15.2	9-49	1/0	0	0	0	0	0	0	0	0	0	0	0	1/1	
DENVER	17	5	11	2		287	59	89	21	198	3/24	35	17	1	5-46.4	1-6.0	5-26.8	9-58	1/1	3	0	3	0	3	0	3	0	3	0	0	0	
@ Minn.	17	4	11	2		252	68	92	27	160	3/25	38	22	0	7-42.1	1-6.0	4-22.0	6-48	2/1	2	0	2	0	2	0	2	0	2	2	2	2/3	
ARIZONA	22	3	14	5		381	54	52	17	329	3/28	34	25	3	3-43.3	0-0.0	7-21.3	11-63	1/0	3	1	2	0	3	2	0	3	2	0	3	2/2	
@ Wash.	19	9	9	1		319	59	136	34	183	1/9	24	13	1	3-40.3	0-0.0	6-26.7	1-5	3/0	3	1	2	0	3	2	0	3	2	0	3	2/2	
GREEN BAY	20	5	14	1		369	60	74	19	295	0/0	41	21	1	5-42.4	4-10.0	6-17.2	5-30	0/0	3	2	1	0	3	3	1	0	3	3	1/1		
@ San Diego	20	7	11	2		333	67	159	29	174	6/32	32	20	3	3-54.3	2-12.0	6-13.8	9-87	2/1	1	1	0	0	1	1	0	0	1	1	0	0	
@ Atlanta	16	7	9	0		258	56	100	23	158	3/17	30	18	0	2-43.5	0-0.0	4-16.5	3-30	0/0	1	0	1	0	1	1	0	1	1	0	1	1	2/2
PHIL.	14	9	4	1		230	58	110	29	120	3/13	26	11	2	6-46.3	0-0.0	7-17.4	7-92	0/0	1	1	0	0	0	0	0	0	0	0	0	2	2
SAN FRAN.	21	8	11	2		386	64	86	32	300	2/5	30	20	0	4-35.8	2-13.5	4-18.0	6-62	1/0	5	2	2	1	5	1	1	0	0	0	0	0	2
@ Oakland	32	12	16	4		449	85	140	30	309	0/0	55	27	3	2-31.5	2-12.5	6-15.3	13-113	1/0	3	1	2	0	3	3	1	2	0	3	3	0	1
KAN. CITY	19	2	15	1		334	56	73	19	261	1/15	36	20	0	3-38.0	1-12.0	5-21.6	11-68	1/1	1	0	1	0	1	0	0	0	0	0	0	2	2
WASH.	18	11	7	0		292	64	140	39	152	1/2	24	11	0	6-45.5	3-3.7	1-17.0	2-31	0/0	3	2	1	0	3	3	1	1	0	0	3	1/1	
@ Phil.	19	10	8	1		311	72	149	40	182	3/25	29	20	1	4-36.5	3-7.0	4-25.8	8-47	1/1	1	1	0	0	0	0	0	0	0	0	0	4	4
NY GIANTS	21	14	6	1		347	66	244	44	103	2/8	20	10	1	3-44.0	2-13.5	6-21.8	7-108	0/0	2	2	0	0	0	0	0	0	0	0	2	2	3
@ Arizona	12	2	10	0		285	57	63	19	222	3/7	35	18	2	4-41.8	0-0.0	8-17.8	5-22	2/1	1	0	0	1	1	1	1	0	0	1	1	2	2
TOTALS	303	113	165	25		5,044	1,001	1,772	442	3,272	362/19,523	293	19	65-42.7	22-9.8	85-19.5	112-913	16.6	32	13	17	2	29/29	22/27								

* Two-point conversion attempts: (0/1 vs. Phil., 11/6), (0/1 vs. K.C., 11/23), (1/1 @ Phil., 12/10)

PLAYOFFS

PHIL.	13	4	8	1		227	58	74	22	153	5/36	31	14	1	8-41.4	2-4.0	7-9.0	3-21	1/0	1	1	0	0	1	1	1	0	0	1	1	1/1	
GREEN BAY	17	3	11	3		328	55	48	12	280	4/27	39	21	2	3-48.0	4-13.5	7-21.1	11-84	0/0	3	0	3	0	3	3	0	3	0	3	3	2	2
Pittsburgh	25	9	15	1		310	84	103	31	207	4/32	49	28	3	4-44.8	2-9.0	5-19.2	2-15	0/0	2	1	1	0	2	2	1	1	0	2	2	1/1	
TOTALS	55	16	34	5		865	197	225	65	640	13/95	119	63	6	15-43.6	8-10.0	19-16.2	16-120	1/0	6	2	4	0	6	6	2	4	0	6	6	4/4	

* Two-point conversion attempts (1/1 vs. Phil., 17/96)



**The
Records**



Cowboys All-Time Leaders

RUSHING

Player	Att.	Yards	Avg.	Long	TD
1. Dorsett, Tony (1977-87)	2,755	12,036	4.4	99t	72
2. Smith, Emmitt (1990-95)	2,007	8,956	4.5	75t	96
3. Perkins, Don (1961-68)	1,500	6,217	4.2	59	42
4. Hill, Calvin (1969-74)	1,166	5,009	4.3	55	39
5. Newhouse, Robert (1973-83)	1,160	4,784	4.1	54	31
6. Garrison, Walt (1966-74)	899	3,886	4.3	41	30
7. Walker, Herschel (1986-89)	802	3,388	4.2	84t	26
8. Staubach, Roger (1969-79)	410	2,264	5.5	33	20
9. Springs, Ron (1979-84)	604	2,180	3.6	46	28
10. Marsh, Amos (1961-64)	427	2,065	4.8	71	14

RECEIVING

Player	No.	Yards	Avg.	Long	TD
1. Irvin, Michael (1988-95)	527	8,538	16.2	87t	50
2. Pearson, Drew (1973-83)	489	7,822	16.0	67	48
3. Hill, Tony (1977-86)	479	7,988	16.7	75t	51
4. Dorsett, Tony (1977-87)	382	3,432	9.0	91	13
5. Hayes, Bob (1965-74)	365	7,295	20.0	95	71
6. Novacek, Jay (1990-95)	339	3,576	10.5	49	22
7. Smith, Emmitt (1990-95)	301	1,951	6.5	86	4
8. Cosbie, Doug (1979-88)	300	3,728	12.4	61t	30
9. Clarke, Frank (1960-67)	281	5,214	18.6	80	50
10. DuPree, Billy Joe (1973-83)	267	3,565	13.4	42	41

RUSHING-RECEIVING

Player	Rushing	Receiving	Total
1. Dorsett, Tony (1977-87)	12,036	3,432	15,468
2. Smith, Emmitt (1990-95)	8,956	1,951	10,907
3. Irvin, Michael (1988-95)	5	8,538	8,543
4. Hill, Tony (1977-86)	84	7,988	8,072
5. Pearson, Drew (1973-83)	190	7,822	8,012
6. Perkins, Don (1961-68)	6,217	1,310	7,527
7. Hayes, Bob (1965-74)	70	7,295	7,365
8. Hill, Calvin (1969-74)	5,009	1,359	6,368

PASSING (Min. 1500 att.)

Player	Att.	Comp.	Pct.	Yards	TD	Long	Int	Rating
1. Aikman, Troy (1989-95)	2,713	1,704	62.8	19,607	98	90	85	83.5
2. Staubach, Roger (1969-79)	2,958	1,685	57.0	22,700	153	91t	109	83.4
3. White, Danny (1976-88)	2,950	1,761	59.7	21,959	155	80t	132	81.7
4. Meredith, Don (1960-68)	2,308	1,170	50.7	17,199	135	95t	111	74.7

SCORING

Player	TD	PAT	FG	TP
1. Septien, Rafael (1978-86)	-	388	162	874
2. Smith, Emmitt (1990-95)	100	-	-	600
3. Dorsett, Tony (1977-87)	86	-	-	516
4. Hayes, Bob (1965-74)	76	-	-	456
5. Clark, Mike (1968-71, 73)	-	180	69	386
6. Fritsch, Toni (1971-73, 75)	-	119	66	317
7. Clarke, Frank (1960-67)	51	-	-	306
Hill, Tony (1977-86)	51	-	-	306
9. Pearson, Drew (1973-83)	50	-	-	300
Irvin, Michael (1988-95)	50	-	-	300

**FIELD GOALS (Min. 100 made)**

Player	Att.	Made	Pct.	Long
1. Septien, Rafael (1978-86).....	226	162	.717	53

PUNTING (Min. 300)

Player	No.	Avg.	Long	Blk.
1. Saxon, Mike (1985-92).....	591	41.5	64	4
2. White, Danny (1976-88).....	612	40.1	73	4

INTERCEPTIONS

Player	No.	Yards	Avg.	Long	TD
1. Renfro, Mel (1964-77).....	52	626	12.0	90	3
2. Walls, Everson (1981-89).....	44	391	8.9	37	0
3. Waters, Charlie (1970-78, 80-81).....	41	584	14.2	56t	2
4. Thurman, Dennis (1978-85).....	36	562	15.6	96	4
5. Downs, Michael (1981-88).....	34	433	12.7	31	1
Green, Cornell (1962-74).....	34	552	16.2	59	2
7. Jordan, Lee Roy (1963-76).....	32	472	14.8	49	3
8. Harris, Cliff (1970-79).....	29	281	9.7	60	1
9. Howley, Chuck (1961-73).....	24	395	16.5	58	2
10. Bishop, Don (1960-65).....	22	364	16.5	57	0

PUNT RETURNS (Min. 75 returns)

Player	No.	Yards	Avg.	Long	TD
1. Hayes, Bob (1965-74).....	104	1,158	11.1	90	3
2. Martin, Kelvin (1987-92).....	138	1,430	10.4	85t	3
3. Williams, Kevin (1993-95).....	93	896	9.6	83t	3
4. Johnson, Butch (1976-83).....	146	1,313	9.0	55	0
5. Jones, James (1980-85).....	87	736	8.5	52	0
6. Renfro, Mel (1964-77).....	109	842	7.7	69	1

KICKOFF RETURNS (Min. 75 returns)

Player	No.	Yards	Avg.	Long	TD
1. Renfro, Mel (1964-77).....	85	2,246	26.4	100t	2
2. Williams, Kevin (1993-95).....	123	2,945	23.9	87t	1
3. Johnson, Butch (1976-83).....	79	1,832	23.2	74	0
4. Dixon, James (1989-91).....	101	2,315	22.9	97t	1
5. Clack, Darryl (1986-89).....	83	1,802	21.7	51	0

COMBINED YARDAGE

Player	Total	Rush	Rec	Int. Ret.	Punt Ret.	Kick Ret.	Fum. Ret.
1. Dorsett, Tony (1977-87).....	15,501	12,036	3,432	0	0	0	33
2. Smith, Emmitt (1990-95).....	10,907	8,956	1,951	0	0	0	0
3. Hayes, Bob (1965-74).....	9,104	70	7,295	0	1,158	581	0
4. Irvin, Michael (1988-95).....	8,543	5	8,538	0	0	0	0
5. Hill, Tony (1977-86).....	8,436	84	7,988	0	268	96	0
6. Pearson, Drew (1973-83).....	8,180	190	7,822	0	13	155	0
7. Perkins, Don (1961-68).....	8,005	6,217	1,310	0	8	443	0



COWBOYS OFFENSE YEAR-BY-YEAR

YEAR	TOTAL RUSH			NET OFFENSE			RUSHING			PASSING			PENALTIES			FUMBLER			NFL RANKING		
	YDS	PASS	PER	YDS	PLYS	YDS-ATT	YDS	ATT	COMP	INT	NO	YDS	NO	LOST	TDs	POINTS	TOT-RU	PA	TOT-RU	PA	
1960	180	57	105	18	3153-698	1049-311	2104	33284	2388	354	163	33	62-600	21-17	23	177			12-13-5		
1961	239	100	130	9	4480-863	1819-414	2661	27257	1819	422	215	27	47-427	46-21	29	236			8-10-6		
1962	246	101	136	9	4912-843	2040-434	2872	29243	3115	390	200	17	62-639	32-19	51	398			2-3-7		
1963	248	105	132	11	4263-839	1795-420	2468	44331	2799	375	200	21	67-627	29-15	40	305			9-6-9		
1964	230	89	119	22	3704-893	1691-421	2031	68503	2516	404	192	24	97-952	39-19	30	250			14-8-13		
1965	211	87	108	16	3995-853	1608-416	2387	55369	2756	362	168	18	78-710	31-17	40	325			10-8-9		
1966	267	124	139	24	5145-926	2122-471	3023	42308	3331	413	214	14	83-824	23-10	56	445			1-2-1		
1967	281	109	141	11	4699-936	1900-477	2799	42294	3093	417	210	28	81-785	25-13	45	342			5-5-6		
1968	297	135	143	19	5117-913	2071-480	3026	34269	3295	399	217	18	77-751	21-15	54	431			1-2-1		
1969	275	133	125	17	5122-931	2275-532	2846	44366	3212	355	149	16	81-840	28-12	44	369			1-1-4		
1970	229	119	95	16	4449-868	2300-532	2149	39296	2445	297	189	18	87-934	29-12	35	299			2-1-9		
1971	288	135	144	9	5035-905	2249-512	2786	32251	3037	361	206	14	94-952	30-21	50	406			1-2-1		
1972	256	118	126	12	4466-897	2124-409	2342	31238	2580	367	196	23	90-841	27-15	36	319			6-9-8		
1973	281	139	127	15	4751-906	2418-542	2333	43269	2602	321	192	16	83-762	25-12	46	382			3-2-6		
1974	295	147	129	19	4983-974	2454-542	2529	47327	2856	385	206	15	86-703	31-16	38	297			1-1-3		
1975	268	132	142	14	5025-966	2432-571	2593	39242	2835	376	207	17	94-715	25-18	41	350			3-5-4		
1976	269	111	140	18	4884-958	2147-538	2737	30230	2967	390	222	13	94-761	26-16	34	296			2-6-2		
1977	272	118	136	18	4812-969	2369-564	2443	33246	2689	372	215	10	106-865	26-14	42	345			1-4-4		
1978	342	146	167	29	5959-1107	2785-625	3176	33229	3405	449	251	17	96-816	36-18	48	384			1-1-2		
1979	339	122	195	22	5968-1122	2375-578	3593	41290	3883	503	287	13	100-845	33-21	45	371			1-7-2		
1980	337	143	171	23	5468-1075	2346-594	3104	31252	3356	449	265	25	107-908	27-14	60	454			5-5-9		
1981	321	137	158	26	5980-1100	2711-630	3169	31245	3414	439	241	15	103-839	45-20	40	367			2-2-7		
1982	160	70	99	11	3199-579	1312-296	1886	25264	2150	258	160	14	42-304	29-12	28	226			2-1-6		
1983	342	109	205	28	5959-1110	2117-519	3842	37314	4156	554	346	25	99-847	30-14	59	479			5-15-4		
1984	323	93	202	28	5320-1121	1714-469	3606	48389	3995	604	322	26	100-947	35-17	34	308			11-20-6		
1985	336	95	208	33	5602-1093	1741-462	3661	44375	4236	587	344	25	100-759	29-16	43	357			4-9-1		
1986	325	98	199	28	5474-1054	1969-447	3505	60498	4003	547	319	24	111-931	44-17	43	346			6-11-2		
1987	293	93	176	24	5056-1017	1865-465	3191	52403	3594	500	288	20	131-1091	30-20	38	340			5-9-5		
1988	311	112	175	24	5463-1059	1995-469	3488	59239	3727	555	307	27	141-1148	22-13	32	265			9-16-7		
1989	246	78	145	23	4294-896	1409-355	2885	30239	3124	513	266	27	98-771	29-15	25	204			14-12-13		
1990	250	88	135	27	4081-991	1500-393	2581	43317	2898	475	254	24	108-729	27-9	27	244			28-23-27		
1991	304	89	191	24	5101-971	1711-433	3390	38273	3663	500	305	12	74-610	23-12	37	342			4-7-5		
1992	324	119	183	22	5606-1014	2121-500	3485	239112	3597	491	314	15	91-650	16-9	48	409			2-3-3		
1993	322	120	172	30	5615-984	2161-490	3454	32616	3617	475	317	6	94-744	33-16	41	376			2-2-3		
1994	322	136	160	26	5321-1018	1953-550	3368	20393	3461	448	282	14	100-895	22-10	50	414			4-2-7		
1995	364	141	195	28	5824-1007	2201-495	3623	18118	3741	494	322	10	90-695	24-13	51	435			4-1-9		



COWBOYS DEFENSE YEAR-BY-YEAR

YEAR	1ST DOWNS			NET OFFENSE		RUSHING		PASSING			PENALTIES		FUMBLES		NFC RANKING NFL RANKING			
	TOTAL	RUSH	PASS	PEN	YDS-PLYS	YDS-ATT	YDS-ATT	NET	SACKS	GROSS	ATT	COMP	INT	NO-YDS	NO-LOST	TDS	POINTS	TOT-RU-PA
1960	216	106	97	13	4372-856	2242-445	2130	20175	2305	393	159	15	72-671.5	21-11	44	369		13-13.8
1961	254	122	120	12	4592-787	2161-439	2431	22204	2635	326	169	25	38-362	30-18	49	380		10-12.7
1962	274	93	166	15	5184-948	1510-386	3674	25230	3904	437	233	20	56-569	33-16	52	402		13-4-14
1963	266	114	139	13	3255-878	2094-455	3231	20161	3392	403	202	26	52-479	23-11	48	378		13-14-13
1964	211	71	121	19	3750-860	1504-438	2246	45325	2571	377	172	18	75-781	26-20	34	289		2-2-4
1965	240	80	138	22	4192-885	1444-422	2748	39315	3063	424	205	18	50-483	37-20	33	280		6-2-9
1966	211	64	140	17	3558-873	1176-356	2382	60420	2802	457	212	17	63-778	23-14	29	239		2-1-7
1967	236	64	145	27	3874-866	1094-339	2790	45377	3167	482	260	29	64-707	28-18	35	268		7-1-11
1968	202	61	123	18	3633-863	2071-480	2438	51400	2838	428	220	26	54-657	21-15	23	186		4-1-11
1969	203	52	141	10	3707-826	1050-313	2657	55452	3109	458	235	24	58-680	21-11	28	223		3-1-11
1970	205	87	105	13	3669-855	1656-415	1913	41313	2226	399	193	24	70-732	25-14	24	221		4-5-3
1971	200	59	125	16	3468-817	1144-353	2324	43336	2660	421	209	26	61-647	40-25	28	240		2-1-9
1972	217	81	113	23	3755-842	1515-428	2240	32288	2508	382	187	16	58-586	40-17	25	222		3-2-19
1973	208	83	106	19	3466-827	1471-435	1995	40306	2301	352	187	18	52-516	44-23	23	203		2-2-8
1974	199	63	110	26	3463-803	1344-417	2529	47327	2856	349	178	13	68-657	31-13	28	235		3-2-8
1975	234	100	113	21	3739-888	1699-474	2040	41288	2328	373	162	25	63-639	43-19	33	268		3-3-3
1976	246	113	111	22	3730-919	1821-484	1909	44327	2236	391	187	16	71-643	32-12	25	194		5-3-5
1977	205	88	94	23	3213-880	1651-457	1562	53429	1991	370	154	21	78-731	22-10	26	212		1-1-2
1978	232	83	128	21	4009-967	1721-477	2288	58442	2730	432	202	23	95-783	27-13	25	208		2-1-3
1979	259	105	135	19	4586-978	2115-500	2471	43362	2983	435	207	13	70-704	20-10	38	313		4-4-3
1980	296	98	160	28	5279-966	2069-469	3205	43358	3563	484	231	27	106-989	33-20	38	311		7-7-7
1981	287	107	160	18	5419-1021	2049-468	3370	42847	3717	511	236	37	104-837	43-16	34	277		13-8-13
1982	163	57	95	11	2755-581	1011-260	1742	32260	2002	289	152	15	52-431	20-10	17	145		7-7-5
1983	266	82	181	23	5427-1025	1496-410	3928	57437	4365	558	299	27	100-873	31-21	42	360		12-10-13
1984	283	106	155	22	5036-1094	2226-510	2810	57390	3200	527	250	28	93-854	35-16	36	308		3-11-3
1985	312	98	193	20	5608-1076	1853-465	3755	63459	4214	549	279	33	108-900	24-15	40	333		11-6-13
1986	266	118	148	20	4985-1017	2200-500	2785	53364	3149	464	226	17	90-817	29-18	41	337		7-11-3
1987	294	85	175	34	5061-1012	1617-459	3444	51337	3781	502	269	23	100-857	29-20	42	348		9-4-13
1988	297	93	180	24	5414-1023	1856-454	3556	46327	3883	523	264	10	92-772	24-9	44	381		12-10-12
1989	321	116	183	22	5556-1060	1991-543	3565	29183	3748	488	301	7	102-723	22-10	44	393		9-10-8
1990	280	109	153	16	4615-988	1976-482	2639	36292	2931	470	271	11	104-911	32-19	36	308		4-9-1
1991	299	103	180	16	5066-963	1571-400	3495	23151	3646	540	320	12	97-801	23-11	32	310		12-6-13
1992	241	68	147	26	3933-873	1244-345	2689	44347	3036	484	263	17	94-727	25-14	29	243		1-1-2
1993	297	94	176	27	4767-1012	1651-423	3116	34231	3347	555	334	14	87-653	22-14	23	229		7-5-77
1994	273	86	157	30	4913-1006	1561-437	2752	47299	3051	522	269	22	102-826	15-9	27	248		1-5-1
1995	303	113	165	25	5044-1001	1772-442	3272	36219	3491	523	293	19	112-913	16-6	32	291		4-9-4



Cowboys Leaders By Years

RUSHING

Year	Player	Att.	Yds.	Avg.	Long	TD	NFL/NFC	
							Rank	Rank
1960	Dupre, L.G.	104	362	3.5	18	3		20
1961	*Perkins, Don	200	815	4.1	47	4		6
1962	Perkins, Don	222	945	4.3	35	7		5
1963	Perkins, Don	149	614	4.1	19t	7		10
1964	Perkins, Don	174	768	4.4	59	6		5
1965	Perkins, Don	177	690	3.9	43	0		7
1966	Reeves, Dan	175	757	4.3	67t	8		6
1967	Perkins, Don	201	823	4.1	30	6		6
1968	Perkins, Don	191	836	4.4	28t	4		6
1969	*Hill, Calvin	204	942	4.6	55	8		2
1970	*Thomas, Duane	151	803	5.3	47t	5		8/5
1971	Thomas, Duane	175	793	4.5	56t	11		11/7
1972	Hill, Calvin	245	1,036	4.2	26	6		7/3
1973	Hill, Calvin	273	1,142	4.2	21	6		3/2
1974	Hill, Calvin	185	844	4.6	27	7		8/3
1975	Newhouse, Robert	209	930	4.4	29	2		9/4
1976	Dennison, Doug	153	542	3.5	14	6		35/18
1977	*Dorsett, Tony	208	1,007	4.8	84t	12		9/4
1978	Dorsett, Tony	290	1,325	4.6	63t	7		3/2
1979	Dorsett, Tony	250	1,107	4.4	41	6		11/8
1980	Dorsett, Tony	278	1,185	4.3	56	11		6/6
1981	Dorsett, Tony	342	1,646	4.8	75t	4		2/2
1982	Dorsett, Tony	177	745	4.2	99t	5		2/1
1983	Dorsett, Tony	289	1,321	4.6	77	8		6/5
1984	Dorsett, Tony	302	1,189	3.9	31t	8		7/7
1985	Dorsett, Tony	305	1,307	4.3	60t	7		6/4
1986	Dorsett, Tony	184	748	4.1	33	5		19/11
1987	Walker, Herschel	209	891	4.3	60t	7		6/3
1988	Walker, Herschel	361	1,514	4.2	38	5		2/1
1989	Palmer, Paul	112	446	4.0	63t	2		39/18
1990	*Smith, Emmitt	241	937	3.9	48t	11		10/5
1991	Smith, Emmitt	365	1,563	4.3	75t	12		1/1
1992	Smith, Emmitt	373	1,713	4.6	68t	18		1/1
1993	Smith, Emmitt	283	1,486	5.3	62t	9		1/1
1994	Smith, Emmitt	368	1,484	4.0	46	21		3/2
1995	Smith, Emmitt	377	1,773	4.7	60t	25		1/1

PASSING

Year	Player	Att.	Comp.	Pct.	Yds.	TD	Int.	Rating	NFL/NFC	
									Rank	Rank
1960	LeBaron, Eddie	225	111	49.3	1,736	12	25	53.4		8
1961	LeBaron, Eddie	236	120	50.8	1,741	14	16	66.5		9
1962	LeBaron, Eddie	166	95	57.2	1,436	16	9	95.3		3
1963	Meredith, Don	310	167	53.9	2,381	17	18	73.2		10
1964	Meredith, Don	323	158	48.9	2,143	9	16	67.3		15
1965	Meredith, Don	305	141	46.2	2,415	22	13	79.7		8
1966	Meredith, Don	344	177	51.5	2,805	24	12	87.7		4
1967	Meredith, Don	255	128	50.2	1,834	16	16	68.6		8
1968	Meredith, Don	309	171	55.3	2,500	21	12	88.3		2
1969	Morton, Craig	302	162	53.6	2,619	21	15	85.4		5
1970	Morton, Craig	207	102	49.3	1,819	15	7	89.7		5/4
1971	Staubach, Roger	211	126	59.7	1,882	15	4	104.8		1/1
1972	Morton, Craig	339	185	54.6	2,396	15	21	65.9		15/7
1973	Staubach, Roger	286	179	62.6	2,428	23	15	94.6		1/1
1974	Staubach, Roger	360	190	52.8	2,552	11	15	68.5		14/7
1975	Staubach, Roger	348	198	56.9	2,666	17	16	78.6		8/2



PASSING (cont.)

Year	Player	Att.	Comp.	Pct.	Yds.	TD	Int.	Rating	NFL/NFC
									Rank
1976	Staubach, Roger	369	208	56.4	2,715	14	11	79.9	8/5
1977	Staubach, Roger	361	210	58.2	2,620	18	9	87.1	2/1
1978	Staubach, Roger	413	231	55.9	3,190	25	16	84.9	1/1
1979	Staubach, Roger	461	267	57.9	3,586	27	11	92.4	1/1
1980	White, Danny	436	260	59.6	3,287	28	25	80.8	9/7
1981	White, Danny	391	223	57.0	3,098	22	13	87.5	5/2
1982	White, Danny	247	156	63.2	2,079	16	12	91.1	4/2
1983	White, Danny	533	334	62.7	3,980	29	23	85.6	9/6
1984	White, Danny	233	126	54.1	1,580	11	11	71.5	22/11
1985	White, Danny	450	267	59.3	3,157	21	17	80.6	9/4
1986	Pelluer, Steve	378	215	56.9	2,727	8	17	67.9	20/9
1987	White, Danny	362	215	59.4	2,617	12	17	73.2	19/9
1988	Pelluer, Steve	435	245	56.3	3,139	17	19	73.9	16/9
1989	*Aikman, Troy	293	155	52.9	1,749	9	18	55.7	27/14
1990	Aikman, Troy	399	226	56.6	2,579	11	18	66.6	27/14
1991	Aikman, Troy	363	237	65.3	2,754	11	10	86.7	6/4
1992	Aikman, Troy	473	302	63.8	3,445	23	14	89.5	3/3
1993	Aikman, Troy	392	271	69.1	3,100	15	6	99.0	2/2
1994	Aikman, Troy	361	233	64.5	2,676	13	12	84.9	6/4
1995	Aikman, Troy	432	280	64.8	3,304	16	7	93.6	3/2

RECEIVING

Year	Player	No.	Yds.	Avg.	Long	TD	NFL/NFC
							Rank
1960	Doran, Jim	31	554	17.9	75t	3	21
1961	Howton, Billy	56	785	14.0	53	4	6
1962	Howton, Billy	49	706	14.4	69t	6	15
1963	Clarke, Frank	43	833	19.4	75t	10	3
1964	Clarke, Frank	65	973	15.0	49	5	3
1965	*Hayes, Bob	46	1,003	21.8	82t	12	13
1966	Hayes, Bob	64	1,232	19.3	95t	13	4
1967	Rentzel, Lance	58	996	17.2	74t	8	6
1968	Rentzel, Lance	54	1,009	18.7	65t	6	3
1969	Rentzel, Lance	43	960	22.3	75t	12	20
1970	Hayes, Bob	34	889	26.1	89t	10	45/26
1971	Garrison, Walt	40	396	9.9	36	1	23/10
1972	Hill, Calvin	43	364	8.5	33t	3	18/9
1973	Hill, Calvin	32	290	9.1	29	0	36/21
1974	Pearson, Drew	62	1,087	17.9	50t	2	3/2
1975	Pearson, Drew	46	822	17.9	46t	8	16/9
1976	Pearson, Drew	58	806	13.9	54	6	4/1
1977	Pearson, Drew	48	870	18.1	67	2	9/3
1978	Pearson, Drew	47	526	11.2	34	0	26/15
1979	Hill, Tony	60	1,062	17.7	75t	10	12/6
1980	Hill, Tony	60	1,055	17.6	58t	8	16/9
1981	Hill, Tony	46	953	20.7	63t	4	47/26
	Springs, Ron	46	359	7.8	32t	2	
1982	Hill, Tony	35	526	15.0	47	1	22/8
1983	Springs, Ron	73	589	8.1	80t	1	9/4
1984	Cosbie, Doug	60	789	13.2	36	4	28/12
1985	Hill, Tony	74	1,113	15.0	53t	7	9/3
1986	Walker, Herschel	76	837	11.0	84t	2	9/4
1987	Walker, Herschel	60	715	11.9	44	1	5/4
1988	Alexander, Ray	54	788	14.6	50t	6	34/21
1989	Martin, Kelvin	46	644	14.0	46	2	53/26
1990	Martin, Kelvin	64	732	11.4	45	0	17/9
1991	Irvin, Michael	93	1,523	16.4	66t	8	2/1
1992	Irvin, Michael	78	1,396	17.9	87t	7	7/4

*Rookie

THE RECORDS

RECEIVING (cont.)

Year	Player	No.	Yds.	Avg.	Long	TD	NFL/NFC	
							Rank	Rank
1993	Irvin, Michael.....	88	1,330	15.1	61t	7	3/3	
1994	Irvin, Michael.....	79	1,241	15.7	65t	6	13/8	
1995	Irvin, Michael.....	111	1,603	14.4	50	10	5/5	

PUNTING

Year	Player	No.	Yards	Avg.	TB	IN20	Long	Had			NFL/NFC Rank
								Bk	NET	Rank	
1960	Sherer, Dave.....	57	2,420	42.5	4	15	67	0	39.5	7	
1961	*Green, Allen.....	60	2,236	37.3	3	6	53	1	32.5	14	
1962	Baker, Sam.....	57	2,589	45.4	4	13	72	0	40.7	3	
1963	Baker, Sam.....	71	3,138	44.2	4	13	64	0	40.6	7	
1964	*Lothridge, Billy.....	62	2,501	40.3	5	17	75	0	38.1	15	
1965	Villanueva, Danny.....	60	2,505	41.8	8	11	58	0	37.9	10	
1966	Villanueva, Danny.....	64	2,551	39.9	3	14	58	1	36.7	13	
1967	Villanueva, Danny.....	67	2,707	40.4	4	9	57	0	35.2	9	
1968	Widby, Ron.....	59	2,415	40.9	7	17	84	0	36.4	5	
1969	Widby, Ron.....	63	2,729	43.3	4	9	62	0	37.2	2	
1970	Widby, Ron.....	68	2,847	41.9	6	10	59	1	35.4	10/2	
1971	Widby, Ron.....	55	2,329	42.3	6	8	59	1	35.3	8/3	
1972	*Bateman, Marv.....	51	1,949	38.2	3	4	61	0	36.2	24/13	
1973	Bateman, Marv.....	53	2,290	43.2	5	14	62	2	37.1	11/7	
1974	*Carrell, Duane.....	40	1,591	39.8	5	15	59	0	31.4	11/5	
1975	*Hoopes, Mitch.....	67	2,676	39.9	8	15	55	1	33.2	16/9	
1976	White, Danny.....	70	2,690	38.4	12	13	54	2	30.5	20/9	
1977	White, Danny.....	80	3,171	39.6	10	25	57	1	33.2	12/8	
1978	White, Danny.....	76	3,076	40.5	11	16	56	1	33.1	8/5	
1979	White, Danny.....	76	3,168	41.7	9	21	73	0	36.0	4/2	
1980	White, Danny.....	71	2,903	40.9	11	17	58	0	34.9	10/5	
1981	White, Danny.....	81	3,284	40.8	7	19	60	0	36.0	14/8	
1982	White, Danny.....	37	1,542	41.7	2	6	56	0	37.4	8/5	
1983	White, Danny.....	38	1,543	40.6	3	6	50	1	32.9	DNQ	
1984	White, Danny.....	82	3,151	38.4	8	21	54	0	34.6	28/14	
1985	*Saxon, Mike.....	81	3,396	41.9	10	20	57	1	35.5	13/8	
1986	Saxon, Mike.....	86	3,498	40.7	10	28	58	1	34.5	15/9	
1987	Saxon, Mike.....	68	2,685	39.5	5	20	63	0	34.2	20/10	
1988	Saxon, Mike.....	80	3,271	40.9	15	24	55	0	34.2	10/4	
1989	Saxon, Mike.....	79	3,233	40.9	6	19	56	2	34.3	10/6	
1990	Saxon, Mike.....	79	3,413	43.2	8	20	62	0	35.6	4/2	
1991	Saxon, Mike.....	57	2,426	42.6	5	16	64	0	36.8	11/6	
1992	Saxon, Mike.....	61	2,620	43.0	9	19	58	0	33.5	9/5	
1993	*Jett, John.....	56	2,342	41.8	3	22	59	0	37.7	21/10	
1994	Jett, John.....	70	2,935	41.9	4	26	58	0	35.4	14/6	
1995	Jett, John.....	53	2,166	40.9	6	17	58	0	34.5	24/12	

SCORING

Year	Player	TD	PAT	FG	Tot.	NFL/NFC	
						Rank	Rank
1960	Cone, Fred.....	0	21	6	39	27	
1961	Clarke, Frank.....	9	0	0	54	22	
1962	Baker, Sam.....	0	50	14	92	6	
1963	Baker, Sam.....	0	38	9	65	14	
2006	*Rookie						



SCORING (Cont.)

Year	Player	TD	PAT	FG	Tot.	NFL/NFC
						Rank
1964	*Van Raaphorst, Dick.....	0	28	14	70	13
1965	Villaneuva, Danny.....	0	37	16	85	10
1966	Villaneuva, Danny.....	0	56	17	107	2
1967	Hayes, Bob.....	11	0	0	66	16
	Reeves, Dan.....	11	0	0	66	
1968	Clark, Mike.....	0	54	17	105	2
1969	Clark, Mike.....	0	43	20	103	2
1970	Clark, Mike.....	0	35	18	89	12/8
1971	Clark, Mike.....	0	47	13	86	13/7
1972	Fritsch, Toni.....	0	36	21	99	7/3
1973	Fritsch, Toni.....	0	43	18	97	11/7
1974	*Herrera, Efren.....	0	33	8	57	26/9
1975	Fritsch, Toni.....	0	38	22	104	3/2
1976	Herrera, Efren.....	0	34	18	88	6/4
1977	Herrera, Efren.....	0	39	18	93	3/2
1978	Septien, Rafael.....	0	46	16	94	5/2
1979	Septien, Rafael.....	0	40	19	97	8/3
1980	Septien, Rafael.....	0	59	11	92	13/6
1981	Septien, Rafael.....	0	40	27	121	1/1
1982	Septien, Rafael.....	0	28	10	58	11/5
1983	Septien, Rafael.....	0	57	22	123	5/5
1984	Septien, Rafael.....	0	33	23	102	13/6
1985	Septien, Rafael.....	0	42	19	99	17/8
1986	Septien, Rafael.....	0	43	15	88	20/9
1987	Ruzek, Roger.....	0	26	22	92	5/3
1988	Ruzek, Roger.....	0	27	12	63	36/17
1989	Ruzek, Roger.....	0	14	5	29	DNQ
1990	*Willis, Ken.....	0	26	18	80	25/13
1991	Willis, Ken.....	0	37	27	118	3/2
1992	*Elliott, Lin.....	0	47	24	119	4/3
1993	Murray, Eddie.....	0	38	28	122	6/3
1994	Smith, Emmitt.....	22	0	0	132	2/1
1995	Smith, Emmitt.....	25	0	0	150	1/1

FIELD GOALS

Year	Player	Att.	Made	Pct.	Long	NFL/NFC
						Rank
1960	Cone, Fred.....	13	6	.462	45	12
1961	Bielski, Dick.....	9	6	.667	42	13
1962	Baker, Sam.....	27	14	.519	53	3
1963	Baker, Sam.....	20	9	.450	53	12
1964	*Van Raaphorst, Dick.....	29	14	.483	43	8
1965	Villaneuva, Danny.....	27	16	.593	41	7
1966	Villaneuva, Danny.....	31	17	.548	37	8
1967	Villaneuva, Danny.....	23	9	.391	34	14
1968	Clark, Mike.....	29	17	.586	50	7
1969	Clark, Mike.....	36	20	.555	47	5
1970	Clark, Mike.....	27	18	.667	43	7/4
1971	Clark, Mike.....	25	13	.520	48	19/9
1972	Fritsch, Toni.....	36	21	.583	54	18/8
1973	Fritsch, Toni.....	28	18	.643	37	12/4
1974	*Herrera, Efren.....	13	6	.615	39	11/5
1975	Fritsch, Toni.....	35	22	.629	43	14/8
1976	Herrera, Efren.....	23	18	.783	46	1/1
1977	Herrera, Efren.....	29	18	.621	52	12/1
1978	Septien, Rafael.....	26	16	.615	48	17/9
1979	Septien, Rafael.....	29	19	.655	51	9/4
1980	Septien, Rafael.....	17	11	.647	52	13/7
	*Rookie					207

THE RECORDS

FIELD GOALS (cont.)

Year	Player	Att.	Made	Pct.	Long	NFL/NFC
						Rank
1981	Septien, Rafael	35	27	.771	47	4/3
1982	Septien, Rafael	14	10	.714	53	13/6
1983	Septien, Rafael	27	22	.815	47	7/3
1984	Septien, Rafael	29	23	.793	52	4/3
1985	Septien, Rafael	28	19	.679	53	18/9
1986	Septien, Rafael	21	15	.714	50	11/5
1987	Ruzek, Roger	25	22	.880	49	2/1
1988	Ruzek, Roger	22	12	.546	50	25/14
1989	Zendejas, Luis	9	5	.556	47	DNQ
1990	*Willis, Ken	25	18	.720	49	17/8
1991	Willis, Ken	39	27	.692	54	21/11
1992	*Elliott, Lin	35	24	.686	53	18/10
1993	Murray, Eddie	33	28	.848	52	5/3
1994	*Boniol, Chris	29	22	.759	47	18/6
1995	Boniol, Chris	28	27	.964	45	1/1

KICKOFF RETURNS

Year	Player	No.	Yds.	Avg.	Long	TD	NFL/NFC
							Rank
1960	Franckhauser, Tom	26	526	20.2	46	0	19
1961	*Marsh, Amos	26	667	25.7	79	0	13
1962	Marsh, Amos	29	725	25.0	101t	1	10
1963	*Stiger, Jim	18	432	24.0	66	0	12
1964	*Renfro, Mel	40	1,017	25.4	65	0	7
1965	Renfro, Mel	21	630	30.0	100t	1	4
1966	Renfro, Mel	19	487	25.6	87t	1	9
1967	Garrison, Walt	20	366	18.3	36	0	23
1968	Baynham, Craig	23	590	25.7	40	0	7
1969	*Flowers, Richmond	11	283	25.7	30	0	29
1970	*Thomas, Duane	19	416	21.9	33	0	23/10
1971	Harris, Cliff	29	823	28.4	77	0	4/4
1972	Harris, Cliff	26	615	23.7	44	0	23/11
1973	Montgomery, Mike	6	175	29.2	63	0	DNQ
1974	*Morgan, Dennis	35	823	23.5	43	0	21/11
1975	Pearson, Preston	16	391	24.4	42	0	13/7
1976	*Johnson, Butch	28	693	24.8	74	0	11/5
1977	Johnson, Butch	22	536	24.4	64	0	9/5
1978	Johnson, Butch	29	603	20.8	56	0	27/12
1979	*Springs, Ron	38	780	20.5	70	0	25/12
1980	*Jones, James	32	720	22.5	41	0	11/6
1981	Jones, James	27	517	19.1	33	0	36/17
1982	Fellows, Ron	16	359	22.4	35	0	16/9
1983	Fellows, Ron	43	855	19.9	53	0	26/12
1984	Allen, Gary	33	666	20.2	34	0	24/11
1985	*Lavette, Robert	34	682	20.1	34	0	27/13
1986	Lavette, Robert	36	699	19.4	37	0	27/12
1987	Clack, Darryl	29	635	21.9	48	0	9/7
1988	Burbage, Cornell	20	448	22.4	53	0	9/2
1989	*Dixon, James	47	1,181	25.1	97t	1	5/2
1990	Dixon, James	36	736	20.4	47	0	13/7
1991	Wright, Alexander	21	514	24.5	102t	1	3/2
1992	Martin, Kelvin	24	503	21.0	59	0	13/10
1993	*Williams, Kevin	31	689	22.2	49	0	8/6
1994	Williams, Kevin	43	1,148	26.7	87t	1	4/3
1995	Williams, Kevin	49	1,108	22.6	43	0	16/6
	*Rookie						



PUNT RETURNS

Year	Player	No.	Yds.	Avg.	Long	TD	NFL/NFC	
							Rank	Rank
1960	Butler, Bill	13	131	10.1	46	0		2
1961	*Marsh, Amos	14	71	5.1	19	0		14
1962	Lockett, J.W.	8	45	5.6	17	0		14
1963	*Stiger, Jim	14	141	10.1	45	0		6
1964	*Renfro, Mel	32	418	13.1	69t	1		3
1965	Renfro, Mel	24	145	6.0	35	0		9
1966	Hayes, Bob	17	106	6.2	18	0		7
1967	Hayes, Bob	24	276	11.5	69t	1		2
1968	Hayes, Bob	15	312	20.8	90t	2		1
1969	Hayes, Bob	18	179	9.9	50	0		3
1970	Hayes, Bob	15	116	7.7	34	0		20/7
1971	Harris, Cliff	17	129	7.6	35	0		11/4
1972	Harris, Cliff	19	78	4.1	21	0		21/11
1973	*Richards, Golden	21	139	6.6	46	0		23/10
1974	*Morgan, Dennis	19	287	15.1	98t	1		3/2
1975	Richards, Golden	28	288	10.3	43t	1		12/5
1976	*Johnson, Butch	45	489	10.9	55	0		8/4
1977	Johnson, Butch	50	423	8.5	38	0		20/7
1978	Johnson, Butch	51	401	7.9	23	0		18/9
1979	*Wilson, Steve	35	236	6.8	13	0		20/7
1980	*Jones, James	54	548	10.1	52	0		5/4
1981	Jones, James	33	188	5.7	17	0		28/14
1982	Fellows, Ron	25	189	7.6	17	0		18/8
1983	Hill, Rod	30	232	7.7	37	0		20/10
1984	Allen, Gary	54	446	8.3	18	0		16/8
1985	Bates, Bill	22	152	6.9	21	0		20/8
1986	Banks, Gordon	27	160	5.9	20	0		22/11
1987	*Martin, Kelvin	22	216	9.8	38	0		12/7
1988	Martin, Kelvin	44	360	8.2	21	0		17/7
1989	Shepard, Derrick	24	160	6.7	17	0		-
1990	Shepard, Derrick	20	121	6.1	13	0		20/13
1991	Martin, Kelvin	21	244	11.6	85t	1		3/3
1992	Martin, Kelvin	42	532	12.7	79t	2		2/2
1993	*Williams, Kevin	36	381	10.6	64t	2		8/3
1994	Williams, Kevin	39	349	8.9	83t	1		13/6
1995	Williams, Kevin	18	166	9.2	30	0		DNQ

INTERCEPTIONS

Year	Player	No.	Yds.	Avg.	Long	TD	NFL/NFC	
							Rank	Rank
1960	Bishop, Don	3	13	4.3	13	0		25
	Franckhauser, Tom	3	11	3.7	9	0		
1961	Bishop, Don	8	172	21.5	57	0		2
1962	Bishop, Don	6	134	22.3	44	0		9
1963	Green, Cornell	7	211	30.1	55	0		6
1964	*Renfro, Mel	7	110	15.7	39t	1		4
1965	Green, Cornell	3	49	16.3	43	0		27
	Livingston, Warren	3	5	1.7	5	0		
	*Logan, Obert	3	5	1.7	3	0		
1966	Green, Cornell	4	88	22.0	41	1		21
1967	Green, Cornell	7	52	7.4	28	0		7
	Renfro, Mel	7	38	5.4	30	0		
1968	Howley, Chuck	6	115	19.2	58	1		11
1969	Renfro, Mel	10	118	11.8	41	0		1
1970	*Waters, Charlie	5	45	9.0	20	0		16/9
1971	Adderley, Herb	6	182	30.3	46	0		9/4
1972	Waters, Charlie	6	132	22.0	56	1		7/3
	*Rookie							



INTERCEPTIONS (cont.)

Year	Player	No.	Yds.	Avg.	Long	TD	NFL/NFC	Rank
1973	Jordan, Lee Roy	6	78	13.0	31t	1		4/2
1974	Harris, Cliff	3	8	2.7	8	0		42/20
1975	Jordan, Lee Roy	6	80	13.3	38	0		7/4
1976	Washington, Mark	4	49	12.3	22	0		24/11
1977	Harris, Cliff	5	7	1.4	7	0		16/7
1978	Barnes, Benny	5	72	14.4	38	0		25/14
1979	Hughes, Randy	2	91	45.5	68	0		93/45
	Harris, Cliff	2	35	17.5	20	0		
	Barnes, Benny	2	20	10.0	11	0		
	Lewis, D.D.	2	8	4.0	5	0		
	Kyle, Aaron	2	0	0.0	0	0		
1980	Thurman, Dennis	5	114	22.8	78t	1		24/10
	Waters, Charlie	5	78	15.6	29	0		
1981	*Walls, Everson	11	133	12.1	33	0		1/1
1982	Walls, Everson	7	61	8.7	37	0		1/1
1983	Thurman, Dennis	6	49	8.2	34	0		15/8
1984	Downs, Michael	7	126	18.0	27t	1		4/2
1985	Walls, Everson	9	31	3.4	19	0		1/1
1986	Downs, Michael	6	54	9.0	31	0		11/7
1987	Walls, Everson	5	38	7.6	30	0		7/4
1988	Williams, Robert	2	18	9.0	12	0		81/47
	Downs, Michael	2	3	1.5	3	0		
	Walls, Everson	2	0	0.0	0	0		
1989	Lockhart, Eugene	2	14	7.0	12	0		81/41
1990	Holt, Issiac	3	72	24.0	64t	1		33/17
	Washington, James	3	24	8.0	13	0		
1991	Holt, Issiac	4	2	0.5	2	0		23/13
1992	Washington, James	3	31	10.3	16	0		43/20
	Gant, Kenneth	3	19	6.3	11	0		
1993	Smith, Kevin	6	56	9.3	32t	1		7/2
1994	Woodson, Darren	5	140	28.0	94t	1		10/5
	Washington, James	5	43	8.6	25	0		
1995	Brown, Larry	6	124	20.7	65t	2		5/4
	Marion, Brock	6	40	6.7	32t	1		

TACKLES

Year	Player	Solo	Assists	Total
1979	Breunig, Bob	81	86	167
1980	Breunig, Bob	69	60	129
1981	Breunig, Bob	63	51	114
1982	Downs, Michael	49	21	70
1983	Breunig, Bob	69	57	126
1984	Downs, Michael	96	40	136
1985	Lockhart, Eugene	69	59	128
1986	Lockhart, Eugene	77	44	121
1987	Downs, Michael	58	28	86
1988	Bates, Bill	85	39	124
1989	Lockhart, Eugene	154	68	222
1990	Lockhart, Eugene	72	67	139
1991	Del Rio, Jack	77	53	130
1992	Norton, Ken	64	56	120
1993	Norton, Ken	93	66	159
1994	Jones, Robert	83	79	162
1995	Woodson, Darren	90	54	144

*Rookie



Cowboys Individual Records

1960 — 12 games; 1961-77 — 14 games; 1978-95 — 16 games.

NOTE: The 1982 regular season was reduced to nine games and the 1987 season to 15 games due to players' strikes.

SERVICE

Most Seasons

- 15 Ed Jones, 1974-78, 1980-89
- 14 Bob Lilly, 1961-74
- 14 Lee Roy Jordan, 1963-76
- 14 Jethro Pugh, 1965-78
- 14 Randy White, 1975-88
- 14 Tom Rafferty, 1976-89

Most Games Played

- 224 Ed Jones, 1974-78, 1980-89
- 209 Randy White, 1975-88
- 204 Tom Rafferty, 1976-89

Most Consecutive Games Played

- 196 Bob Lilly, 1961-74
- 168 Cornell Green, 1962-74
- 167 Tom Rafferty, 1976-87

Most Games Started

- 203 Ed Jones, 1974-78, 1980-89
- 194 Bob Lilly, 1961-74
- 183 Tom Rafferty, 1976-89

Most Consecutive Games Started

- 154 Lee Roy Jordan, 1966-76
- 145 Cornell Green, 1964-74
- 135 Bob Lilly, 1965-74
- 135 D.D. Lewis, 1972-81

SCORING

Most Seasons Leading Team

- 9 Rafael Septien, 1978-86
- 4 Mike Clark, 1968-71
- 3 Roger Ruzek, 1987-89

Most Consecutive Seasons Leading Team

- 9 Rafael Septien, 1978-86
- 4 Mike Clark, 1968-71
- 3 Roger Ruzek, 1987-89

POINTS

Career

- 874 Rafael Septien, 1978-86
(388-pat, 162-fg)
- 600 Emmitt Smith, 1990-95 (100-td)
- 516 Tony Dorsett, 1977-87 (86-td)

Season

- 150 Emmitt Smith, 1995 (25-td)
- 132 Emmitt Smith, 1994 (22-td)
- 127 Chris Boniol, 1995 (46-pat, 27-fg)

Most Seasons, 100 or More Points

- 3 Rafael Septien, 1981, 1983-84
- 3 Emmitt Smith, 1992, 1994-95
- 2 Mike Clark, 1968-69

Season, Rookie

- 119 Lin Elliott, 1992 (47-pat, 24-fg)
- 114 Chris Boniol, 1994 (48-pat, 22-fg)
- 80 Ken Willis, 1990 (26-pat, 18-fg)

Game

- 24 Dan Reeves, vs. Atl., 11/5/67 (4 TDs)
- 24 Bob Hayes, vs. Hou., 12/20/70 (4 TDs)
- 24 Calvin Hill, @ Buf., 9/19/71 (4 TDs)
- 24 Duane Thomas, vs. StL., 12/18/71
(4 TDs)

- 24 Emmitt Smith, vs. Pho., 12/16/90 (4 TDs)
- 24 Emmitt Smith @ Gia., 9/4/95 (4 TDs)

Game, Opponent

- 24 Dick James, @ Wash., 12/17/61
- 24 Harold Jackson, @ Rams, 10/14/73
- 24 Sterling Sharpe, vs. G.B., 11/24/94

Most Consecutive Games Scoring

- 111 Rafael Septien, 1978-85
- 36 Mike Clark, 1968-70
- 32 Chris Boniol, 1994-95 (current)

TOUCHDOWNS

Most Seasons Leading Team

- 7 Tony Dorsett, 1977-78, 1980, 1982-85
- 6 Emmitt Smith, 1990-95
- 4 Bob Hayes, 1965, 1967-68, 1970
- 4 Herschel Walker, 1986-89

Most Consecutive Seasons Leading Team

- 6 Emmitt Smith, 1990-95
- 4 Tony Dorsett, 1982-85
- 4 Herschel Walker, 1986-89

Career

- 100 Emmitt Smith, 1990-95 (96-r, 4-p)
- 86 Tony Dorsett, 1977-87 (72-r, 13-p, 1-ret.)
- 76 Bob Hayes, 1965-74 (2-r, 71-p, 3-ret.)

Season

- 25 Emmitt Smith, 1995 (25-r)
- 22 Emmitt Smith, 1994 (21-r, 1-p)
- 19 Emmitt Smith, 1992 (18-r, 1p)

Season, Rookie

- 13 Bob Hayes, 1965 (1-r, 12-p)
- 13 Tony Dorsett, 1977 (12-r, 1-p)
- 11 Emmitt Smith, 1990 (11-r)

Game

- 4 Dan Reeves, vs. Atl., 11/5/67 (2-r, 2-p)
- 4 Bob Hayes, vs. Hou., 12/20/70 (4-p)
- 4 Calvin Hill, @ Buf., 9/19/71 (4-r)
- 4 Duane Thomas, vs., StL., 12/18/71
(3-r, 1-p)
- 4 Emmitt Smith, vs. Pho., 12/16/90 (4-r)
- 4 Emmitt Smith, @ Gia., 9/4/95 (4-r)

Game, Opponent

- 4 Dick James, @ Wash., 12/17/61
(3-r, 1-p)
- 4 Harold Jackson, @ Rams, 10/14/73
(4-p)
- 4 Sterling Sharpe, vs. G.B. 11/24/94 (4-p)

Most Consecutive Games Scoring Touchdown

- 11 Emmitt Smith, 1994-95
- 11 Emmitt Smith, 1995 (current)
- 9 Emmitt Smith, 1993-94





POINTS AFTER TOUCHDOWN

Most Attempted, Career

- 398 Rafael Septien, 1978-86
- 182 Mike Clark, 1968-71, 1973
- 128 Danny Villanueva, 1965-67

Most Attempted, Season

- 60 Rafael Septien, 1980
- 59 Rafael Septien, 1983
- 56 Danny Villanueva, 1966

Most Attempted, Game

- 8 Danny Villanueva, vs. Phil., 10/19/66
- 8 Mike Clark, vs. Det., 9/15/68
- 8 Rafael Septien, vs. S.F., 10/12/80

Most Attempted, Game, Opponent

- 7 Gerry Perry, @ St. L., 12/9/62
- 6 Eight times, last by Jim Breech, @ Cin., 12/8/85

Most Made, Career

- 388 Rafael Septien, 1978-86
- 180 Mike Clark, 1968-71, 1973
- 125 Danny Villanueva, 1965-67

Most Made, Season

- 59 Rafael Septien, 1980
- 57 Rafael Septien, 1983
- 56 Danny Villanueva, 1966

Most Made, Game

- 8 Rafael Septien, vs. S.F., 10/12/80
- 8 Mike Clark, vs. Det., 9/15/68
- 8 Danny Villanueva, vs. Phil., 10/19/66

Most Made, Game, Opponent

- 7 Gerry Perry, @ St. L., 12/9/62
- 6 Eight times, last by Jim Breech, @ Cin., 12/8/85

Most Consecutive Made

- 100 Danny Villanueva, 1965-67
- 99 Mike Clark, 1969-1971
- 88 Rafael Septien, 1980-83

Highest Percentage Made, Career (200 made)

- 97.5 Rafael Septien (398-388)

Most Made, No Misses, Season

- 56 Danny Villanueva, 1966
- 54 Mike Clark, 1968
- 48 Chris Boniol, 1994

FIELD GOALS

Most Attempted, Career

- 226 Rafael Septien, 1978-88
- 119 Mike Clark, 1968-71, 1973
- 107 Toni Fritsch, 1971-73, 1975

Most Attempted, Season

- 39 Ken Willis, 1991
- 36 Toni Fritsch, 1972
- 36 Mike Clark, 1969

Most Attempted, Game

- 7 Mike Clark, @ Chi., 11/24/68
- 6 Toni Fritsch, vs. Rams, 9/21/75

Most Attempted, Opponent, Game

- 7 Sam Baker, @ Phil., 12/5/65
- 6 Tommy Davis, vs. S.F., 11/20/60
- 6 Chester Marcol, @ G.B., 10/1/72

Most Made, Career

- 162 Rafael Septien, 1978-88
- 69 Mike Clark, 1968-71, 1973
- 66 Toni Fritsch, 1971-73, 1975

Most Made, Season

- 28 Eddie Murray, 1993
- 27 Rafael Septien, 1981
- 27 Ken Willis, 1991
- 27 Chris Boniol, 1995

Most Made, Season, Rookie

- 24 Lin Elliott, 1992
- 22 Chris Boniol, 1994
- 18 Ken Willis, 1990

Most Made, Game

- 5 Roger Ruzek, @ Rams, 12/21/87
- 5 Eddie Murray, vs. G.B., 10/3/93
- 5 Chris Boniol, vs. Gia., 12/17/95

Most Made, Opponent, Game

- 4 Many times, last by Gary Anderson, @ Phil., 12/10/95

Most Made, No Misses, Game

- 5 Roger Ruzek, @ Rams, 12/21/87
- 5 Eddie Murray, vs. G.B., 10/3/93
- 5 Chris Boniol, vs. Gia., 12/17/95

Most Made, One Quarter

- 4 Roger Ruzek, vs. Gia., 11/2/87

Most Consecutive Field Goals Made

- 25 Chris Boniol, 1995 (current)
- 13 Lin Elliott, 1992
- 10 Eddie Murray, 1993

Most Consecutive Games Made

- 11 Lin Elliott, 1992-93
- 10 Mike Clark, 1969-70
- 10 Toni Fritsch, 1972-73
- 10 Toni Fritsch, 1975

Longest Field Goal

- 54 Toni Fritsch, @ Gia., 9/24/72
- 54 Ken Willis, @ Cle., 9/1/91
- 53 6 times, last by Lin Elliott @ Den., 12/6/92

Longest Field Goal, Opponent

- 59 Tony Franklin, vs. Phil., 11/12/79
- 55 Fred Steinfort, @ Den., 9/14/80
- 55 Chip Lohmiller, @ Wash., 9/23/90

Most Made, 50 or More Yards, Career

- 8 Rafael Septien, 1978-86
- 4 Ken Willis, 1990-91

Most Made, 50 or More Yards, Season

- 4 Ken Willis, 1991
- 3 Lin Elliott, 1992
- 3 Eddie Murray, 1993

Most Made, 50 or More Yards, Game

- 2 Eddie Murray, @ Minn., 12/12/93

Highest Field Goal Percentage, Career

- (100 made)
- 71.7 Rafael Septien, 1978-86 (226-162)

Highest Field Goal Percentage, Season**(Qualifiers)**

- 96.4 Chris Boniol, 1995 (27-28)
- 88.0 Roger Ruzek, 1987 (22-25)
- 84.8 Eddie Murray, 1993 (28-33)

Highest Field Goal Percentage, Season,**Rookie (Qualifiers)**

- 75.9 Chris Boniol, 1994 (22-29)
- 72.0 Ken Willis, 1990 (18-25)
- 68.6 Lin Elliott, 1992 (24-35)

SAFETIES

Most, Career

- 2 Jethro Pugh, 1965-78
- 2 Benny Barnes, 1972-82
- 2 Harvey Martin, 1973-83

Most, Season

- 2 Benny Barnes, 1973

Most, Game

- 1 By many, last by Issiac Holt, vs. Wash., 9/7/92

**RUSHING****Most Seasons Leading Team**

- 10 Tony Dorsett, 1977-86
- 7 Don Perkins, 1961-65, 1967-68
- 6 Emmitt Smith, 1990-95

Most Consecutive Seasons Leading Team

- 10 Tony Dorsett, 1977-86
- 6 Emmitt Smith, 1990-95
- 5 Don Perkins, 1961-65

Most Consecutive Games Leading Team

- 32 Emmitt Smith, 1990-92
- 26 Herschel Walker, 1987-88
- 26 Emmitt Smith, 1994-95 (current)

ATTEMPTS**Career**

- 2,755 Tony Dorsett, 1977-87
- 2,007 Emmitt Smith, 1990-95
- 1,500 Don Perkins, 1961-68

Season

- 377 Emmitt Smith, 1995
- 373 Emmitt Smith, 1992
- 368 Emmitt Smith, 1994

Season, Rookie

- 241 Emmitt Smith, 1990
- 208 Tony Dorsett, 1977
- 204 Calvin Hill, 1969

Game

- 35 Emmitt Smith, vs. N.Y. Giants, 11/7/94
- 34 Emmitt Smith, @ Wash., 11/24/91
- 32 7 times, last by Emmitt Smith, vs. G.B., 11/24/94

Game Opponent

- 40 Barry Sanders, vs. Detroit, 9/19/94
- 38 Walter Payton, Chi., 11/26/81
- 34 Rodney Hampton, vs. Gia., 12/17/95

YARDS GAINED**Career**

- 12,036 Tony Dorsett, 1977-87
- 8,956 Emmitt Smith, 1990-95
- 6,217 Don Perkins, 1961-68

Season

- 1,773 Emmitt Smith, 1995
- 1,713 Emmitt Smith, 1992
- 1,646 Tony Dorsett, 1981
- 1,563 Emmitt Smith, 1991
- 1,514 Herschel Walker, 1988

Season, Rookie

- 1,007 Tony Dorsett, 1977
- 942 Calvin Hill, 1969
- 937 Emmitt Smith, 1990

Game

- 237 Emmitt Smith, @ Phil., 10/31/93
- 206 Tony Dorsett, vs. Phil., 12/4/77
- 183 Tony Dorsett, @ Gia., 11/9/80

Game, Rookie

- 206 Tony Dorsett, vs. Phil., 12/4/77
- 150 Calvin Hill, @ Wash., 11/16/69
- 141 Tony Dorsett, @ St.L., 10/9/77

Game, Opponent

- 232 Jim Brown, vs. Clev., 9/22/63
- 206 Greg Bell, @ Buf., 11/18/84
- 195 Earl Campbell, vs. Hou., 11/22/79

Longest Run (All TDs)

- 99 Tony Dorsett, @ Minn., 1/3/83
- 84 Herschel Walker, vs. Phil., 12/14/86
- 84 Tony Dorsett, vs. Phil., 12/4/77

Longest Run, Opponent (All TDs)

- 85 Greg Bell, @ Buf., 11/18/84
- 77 Keith Byars, vs. Mia., 11/25/93
- 76 O.J. Anderson, @ St.L., 9/2/79

Most Seasons, 1,000 or More Yards

- 8 Tony Dorsett, 1977-81, 1983-85
- 5 Emmitt Smith, 1991-95
- 2 Calvin Hill, 1972-73

Most Consecutive Seasons, 1,000 or More Yards

- 5 Tony Dorsett, 1977-81
- 5 Emmitt Smith, 1991-95
- 3 Tony Dorsett, 1983-85

Most Games, 100 or More Yards, Career

- 43 Tony Dorsett, 1977-87
- 42 Emmitt Smith, 1990-95
- 16 Calvin Hill, 1969-74

Most Games, 100 or More Yards, Season

- 11 Emmitt Smith, 1995
- 9 Tony Dorsett, 1981
- 8 Tony Dorsett, 1983
- 8 Emmitt Smith, 1991

Most Consecutive Games, 100 or More Yards

- 4 Tony Dorsett, 1979
- 4 Emmitt Smith, 1995
- 4 Emmitt Smith, 1995
- 3 Tony Dorsett, 1981
- 3 Tony Dorsett, 1983
- 3 Emmitt Smith, 1991

AVERAGE GAIN**Career (750 att.)**

- 4.46 Emmitt Smith, 1990-95 (2,007-8,956)
- 4.37 Tony Dorsett, 1977-87 (2,755-12,036)
- 4.32 Walt Garrison, 1966-74 (899-3,886)

Season (Qualifiers)

- 5.57 Amos Marsh, 1962 (144-802)
- 5.32 Duane Thomas, 1970 (151-803)
- 5.25 Emmitt Smith, 1993 (283-1,486)

Game (10 att.)

- 12.1 Walt Garrison, vs. Wash., 12/9/72 (10-121)
- 10.9 Amos Marsh, @ Wash., 11/4/62 (10-109)
- 10.8 Dan Reeves, vs. Wash., 12/11/66 (10-108)

TOUCHDOWNS**Most Seasons Leading Team**

- 7 Tony Dorsett, 1977, 1979-80, 1982-85
- 6 Don Perkins, 1961-64, 1966-67
- 6 Emmitt Smith, 1990-95

Most Consecutive Seasons Leading Team

- 6 Emmitt Smith, 1990-95
- 4 Don Perkins, 1961-64
- 4 Tony Dorsett, 1982-85
- 4 Herschel Walker, 1986-89

Career

- 96 Emmitt Smith, 1990-95
- 72 Tony Dorsett, 1977-87
- 42 Don Perkins, 1961-88

Season

- 25 Emmitt Smith, 1995
- 21 Emmitt Smith, 1994
- 18 Emmitt Smith, 1992

Season, Rookie

- 12 Tony Dorsett, 1977
- 11 Emmitt Smith, 1990

Game

- 4 Calvin Hill, @ Buf., 9/19/71
- 4 Emmitt Smith, vs. Pho., 12/16/90
- 4 Emmitt Smith, @ Gia., 9/4/95



Game, Opponent

- 3 Jim Taylor, @ G.B., 11/13/60
- 3 Dick James, vs. Wash., 12/17/61
- 3 Cleveland Gary, @ Rams, 11/18/90

Most Consecutive Games Rushing for Touchdown

- 11 Emmitt Smith, 1994-95
- 11 Emmitt Smith, 1995 (current)
- 7 Emmitt Smith, 1994

PASSING

Most Seasons Leading Team

- 8 Roger Staubach, 1971, 1973-79
- 7 Danny White, 1980-85, 1987
- 7 Troy Aikman, 1989-95

Most Consecutive Seasons Leading Team

- 7 Roger Staubach, 1973-79
- 7 Troy Aikman, 1989-95
- 6 Don Meredith, 1963-68
- 6 Danny White, 1980-85

RATING

Highest, Career (1,500 att.)

- 83.5 Troy Aikman, 1989-95
- 83.4 Roger Staubach, 1969-79
- 81.7 Danny White, 1976-88

Highest, Season (Qualifiers)

- 104.8 Roger Staubach, 1971
- 99.0 Troy Aikman, 1993
- 94.6 Roger Staubach, 1973

Highest, Rookie, Season (Qualifiers)

- 55.7 Troy Aikman, 1989

ATTEMPTS

Career

- 2,958 Roger Staubach, 1969-79
- 2,950 Danny White, 1976-88
- 2,713 Troy Aikman, 1989-95

Season

- 533 Danny White, 1983
- 473 Troy Aikman, 1992
- 461 Roger Staubach, 1979

Season, Rookie

- 293 Troy Aikman, 1989
- 219 Steve Walsh, 1989
- 68 Don Meredith, 1960

Game

- 49 Roger Staubach, @ Phil., 10/26/75
- 49 Gary Hogeboom, @ S.F., 12/22/85
- 49 Danny White, @ Wash., 12/13/87
- 49 Steve Walsh, vs. Phoe., 10/29/89

Game, Opponent

- 56 Warren Moon, @ Hou., 11/10/91
- 54 Neil Lomax, vs. STL., 12/27/87
- 54 Mark Rypien, vs. Wash., 11/22/90

COMPLETIONS

Career

- 1,761 Danny White, 1976-88
- 1,704 Troy Aikman, 1989-95
- 1,685 Roger Staubach, 1969-79

Season

- 334 Danny White, 1983
- 302 Troy Aikman, 1992
- 280 Troy Aikman, 1995

Season, Rookie

- 155 Troy Aikman, 1989
- 110 Steve Walsh, 1989
- 29 Don Meredith, 1960

Game

- 33 Gary Hogeboom, @ Rams, 9/3/84
- 32 Steve Pelluer, @ Phil., 10/23/88
- 31 Danny White, @ S.D., 11/13/83
- 31 Danny White, @ Gia., 10/6/85
- 31 Troy Aikman, @ G.B., 10/6/91

Game, Opponent

- 41 Warren Moon, @ Hou., 11/10/91
- 30 Wade Wilson, @ Atl., 12/21/92
- 29 Randall Cunningham, @ Phil., 12/4/94

Consecutive Passes Completed

- 14 Steve Pelluer, vs. Sea., 11/27/86
- 13 Troy Aikman, @ Atl., 12/21/92
- 13 Troy Aikman, @ Oak., 11/19/95
- 12 Roger Staubach, vs. Balt., (11), 9/4/78; vs. Gia. (1), 9/10/78
- 12 Danny White, @ Phil., 11/6/83
- 12 Troy Aikman, @ G.B., 10/6/91

COMPLETION PERCENTAGE

Career (1,500 att.)

- 62.8 Troy Aikman, 1989-95 (2,713-1,704)
- 59.7 Danny White, 1976-88 (2,950-1,761)
- 57.0 Roger Staubach, 1969-79 (2,958-1,685)

Season (Qualifiers)

- 69.1 Troy Aikman, 1993 (271-392)
- 65.3 Troy Aikman, 1991 (363-237)
- 64.8 Troy Aikman, 1995 (432-280)

Season, Rookie (Qualifiers)

- 52.9 Troy Aikman, 1989 (293-155)

Game (20 attempts)

- 87.5 Danny White, @ Phil., 11/6/83 (24-21)
- 85.7 Troy Aikman, @ Atl., 12/21/92 (21-18)
- 80.8 Troy Aikman, @ Gia., 9/30/90 (26-21)

YARDS GAINED

Career

- 22,700 Roger Staubach, 1969-79
- 21,959 Danny White, 1976-88
- 19,607 Troy Aikman, 1989-95

Season

- 3,980 Danny White, 1983
- 3,586 Roger Staubach, 1979
- 3,445 Troy Aikman, 1992

Season, Rookie

- 1,749 Troy Aikman, 1989
- 1,371 Steve Walsh, 1989

Game

- 460 Don Meredith, @ S.F., 11/10/63
- 406 Don Meredith, @ Wash., 11/13/66
- 394 Don Meredith, @ Phil., 11/6/66

Game, Rookie

- 379 Troy Aikman, @ Pho., 11/12/89
- 294 Steve Walsh, vs. S.F., 10/15/89
- 264 Steve Walsh, vs. Pho., 10/29/89

Game, Opponent

- 466 Bill Wade, vs. Chi., 11/18/62
- 432 Phil Simms, @ Gia., 10/6/85
- 432 Warren Moon, @ Hou., 11/10/91

Most Seasons, 3,000 or More Passing Yards

- 4 Danny White, 1980-81, 1983, 1985
- 3 Troy Aikman, 1992-93, 1995
- 2 Roger Staubach, 1978-79

Most Games, 300 or More Passing Yards, Career

- 10 Danny White, 1976-88
- 7 Don Meredith, 1960-68
- 7 Troy Aikman, 1989-95

**Most Games, 300 or More Passing Yards, Season**

- 3 Don Meredith, 1966
- 3 Roger Staubach, 1979
- 3 Danny White, 1983

Most Consecutive Games, 300 or More Passing Yards

- 2 Don Meredith, 1963

Longest Pass Completion (All TDs except as noted)

- 95 Don Meredith, (to Hayes), vs. Wash., 11/13/66
- 91 Roger Staubach, (to Dorsett), vs. Balt., 9/4/78
- 90 Troy Aikman, (to Harper), @ S.F., 11/13/94 (no TD)

Longest Pass Completion, Opponent (All TDs)

- 94 Norm Snead (to Rich Houston), @ Gia., 9/24/72
- 88 Sonny Jurgensen (to Charley Taylor), @ Wash., 11/16/69
- 86 Charlie Johnson (to Sonny Randle), vs. St.L., 10/28/62

AVERAGE GAIN**Career (1,500 att.)**

- 7.67 Roger Staubach, 1969-79 (1,685-22,700)
- 7.45 Don Meredith, 1960-68 (2,308-17,199)
- 7.44 Danny White, 1976-88 (1,761-21,959)

Season (Qualifiers)

- 8.92 Roger Staubach, 1971 (211-1,882)
- 8.79 Craig Morton, 1970 (207-1,819)
- 8.67 Craig Morton, 1969 (302-2,619)

Game (20 att.)

- 15.15 Don Meredith, vs. Phil., 10/9/66 (26-394)
- 14.92 Don Meredith, vs. Gia., 9/18/66 (24-358)
- 14.00 Don Meredith, @ Wash., 11/13/66 (29-406)

TOUCHDOWNS**Career**

- 155 Danny White, 1976-88
- 153 Roger Staubach, 1969-79
- 135 Don Meredith, 1960-68

Season

- 29 Danny White, 1983
- 28 Danny White, 1980
- 27 Roger Staubach, 1979

Season, Rookie

- 9 Troy Aikman, 1989
- 5 Steve Walsh, 1989

Game

- 5 Eddie LeBaron, @ Pitt., 10/21/62
- 5 Don Meredith, vs. Gia., 9/18/66
- 5 Don Meredith, vs. Phil., 10/9/66
- 5 Don Meredith, vs. Phil., 9/29/68
- 5 Craig Morton, vs. Phil., 10/19/69
- 5 Craig Morton, vs. Hou., 12/20/70
- 5 Danny White, @ Gia., 10/20/83

Game, Rookie

- 4 Troy Aikman, vs. Rams, 12/3/89

Game, Opponent

- 6 Y.A. Tittle, @ Gia., 12/16/62
- 5 Charley Johnson, @ St.L., 12/9/62
- 5 Bill Nelsen, @ Cle., 11/2/69

Most Games, Four or More Touchdown Passes, Career

- 8 Danny White, 1976-88
- 6 Don Meredith, 1960-68

Most Games, Four or More Touchdown Passes, Season

- 3 Don Meredith, 1966
- 2 Danny White, 1980

Most Consecutive Games, Four or More Touchdown Passes

- 1 By many, last by Troy Aikman, vs. Rams, 12/3/89

Most Consecutive Games, Touchdown Pass

- 16 Troy Aikman, 1993-94
- 12 Don Meredith, 1965-66
- 12 Roger Staubach, 1977-78

HAD INTERCEPTED**Career**

- 132 Danny White, 1976-88
- 111 Don Meredith, 1960-68
- 109 Roger Staubach, 1969-79

Season

- 25 Eddie LeBaron, 1960
- 25 Danny White, 1980
- 23 Danny White, 1983

Game

- 5 Eddie LeBaron, vs. Phil., 9/30/60
- 5 Eddie LeBaron, vs. St.L., 11/5/61
- 5 Danny White, @ Gia., 11/9/80
- 5 Steve Pelluer, vs. Rai., 11/9/86

Game, Opponent

- 6 Pete Liske, @ Phil., 9/26/71

Most Consecutive Passes Attempted, None Intercepted

- 184 Troy Aikman, 1995
- 156 Don Meredith, 1965-66
- 151 Troy Aikman, 1993

Most Attempts, No Interceptions, Game

- 47 Danny White, @ S.D., 11/13/83
- 42 Troy Aikman, vs. Wash., 9/9/91
- 41 Troy Aikman, @ G.B., 10/6/91

Most Attempts, No Interceptions, Game, Opponent

- 56 Warren Moon, @ Hou., 11/10/91
- 46 Fran Tarkenton, vs. Gia., 10/11/71
- 46 Sonny Jurgensen, @ Wash., 11/13/66

LOWEST PERCENTAGE PASSES INTERCEPTED**Career (1,500 att.)**

- 3.13 Troy Aikman, 1989-95 (2,713-85)
- 3.70 Roger Staubach, 1969-79 (2,958-109)
- 4.47 Danny White, 1976-88 (2,950-132)

Season (Qualifiers)

- 1.53 Troy Aikman, 1993 (392-6)
- 1.62 Troy Aikman, 1995 (432-7)
- 1.90 Roger Staubach, 1971 (211-4)

Season, Rookie (Qualifiers)

- 6.14 Troy Aikman, 1989 (293-18)

TIMES SACKED**Career**

- 311 Roger Staubach, 1969-79
- 251 Don Meredith, 1960-68
- 242 Danny White, 1976-88

Season

- 58 Don Meredith, 1964
- 47 Steve Pelluer, 1986
- 44 Danny White, 1987

Game

- 11 Steve Pelluer, @ S.D., 11/16/86
- 11 Troy Aikman, vs. Phil., 9/15/91
- 9 Craig Morton, @ G.B., 10/24/65

**Game, Opponent**

- 12 Warren Moon, @ Hou., 9/29/85
 11 Greg Landry, vs. Det., 10/6/75
 11 David Norrie, @ Jets, 10/4/87

Highest Attempts/Sack Ratio, Career (1,500 att.)

- 16.2 Troy Aikman, 1989-95 (2,713-167)
 13.2 Danny White, 1976-88 (3,192-242)
 10.5 Roger Staubach, 1969-79 (3,269-311)

Highest Attempts/Sack Ratio, Season (Qualifiers)

- 30.9 Troy Aikman, 1995 (432-14)
 25.8 Troy Aikman, 1994 (361-14)
 22.9 Eddie LeBaron, 1961 (275-12)

PASS RECEIVING

RECEPTIONS**Most Seasons Leading Team**

- 5 Drew Pearson, 1974-78
 5 Tony Hill, 1979-82, 1985
 5 Michael Irvin, 1991-95

Most Consecutive Seasons Leading Team

- 5 Drew Pearson, 1974-78
 5 Michael Irvin, 1991-95
 3 Lance Rentzel, 1967-69
 3 Tony Hill, 1979-81

Most Consecutive Games Leading or Tied Team Lead

- 8 Michael Irvin, 1991-92
 6 Lance Rentzel, 1968-69
 6 Bob Hayes, 1966-67
 6 Billy Howton, 1961-62

Career

- 527 Michael Irvin, 1988-95
 489 Drew Pearson, 1973-83
 479 Tony Hill, 1977-86

Season

- 111 Michael Irvin, 1995
 93 Michael Irvin, 1991
 88 Michael Irvin, 1993

Season, Rookie

- 46 Bob Hayes, 1965
 41 Mike Sherrard, 1986
 32 Don Perkins, 1961
 32 Michael Irvin, 1988

Game

- 13 Lance Rentzel, vs. Wash., 11/19/67
 12 Emmitt Smith, @ Pho., 11/22/92
 12 Michael Irvin, vs. S.F., 10/17/93

Game, Rookie

- 8 Bob Hayes, vs. Phil., 10/10/65
 7 Drew Pearson, vs. Mia., 11/22/73
 7 Karl Powe, @ S.F., 12/22/85

Game, Opponent

- 12 J.R. Wilburn, @ Pitt., 10/22/67
 12 Jerry Rice, vs. S.F., 11/11/90
 12 Tim Brown, @ Oak., 11/19/95
 12 Larry Centers, @ Ariz., 12/25/95

Most Consecutive Games, Pass Reception

- 81 Michael Irvin, 1990-95
 72 Tony Hill, 1981-86
 58 Drew Pearson, 1974-78

Most Seasons 50 or More Pass Receptions

- 5 Michael Irvin, 1991-95
 4 Tony Hill, 1979-80, 1984-85
 4 Jay Novacek, 1990-92, 1995
 4 Emmitt Smith, 1992-95
 3 Drew Pearson, 1974, 1976, 1979
 3 Herschel Walker, 1986-88

YARDS**Most Seasons Leading Team**

- 8 Tony Hill, 1978-85
 5 Bob Hayes, 1965-67, 1970-71
 5 Michael Irvin, 1991-95
 4 Frank Clarke, 1961-64
 4 Drew Pearson, 1974-77

Most Consecutive Seasons Leading Team

- 8 Tony Hill, 1978-85
 5 Michael Irvin, 1991-95
 4 Frank Clarke, 1961-64
 4 Drew Pearson, 1974-77

Career

- 8,538 Michael Irvin, 1988-95
 7,988 Tony Hill, 1977-86
 7,822 Drew Pearson, 1973-83

Season

- 1,603 Michael Irvin, 1995
 1,523 Michael Irvin, 1991
 1,396 Michael Irvin, 1992
 1,330 Michael Irvin, 1993
 1,241 Michael Irvin, 1994

Season, Rookie

- 1,003 Bob Hayes, 1965
 744 Mike Sherrard, 1986
 654 Michael Irvin, 1988

Game

- 246 Bob Hayes, @ Wash., 11/13/66
 241 Frank Clarke, vs. Wash., 9/16/62
 233 Lance Rentzel, vs. Wash., 11/19/67

Game, Rookie

- 203 James Dixon, @ Pho., 11/12/89
 177 Bob Hayes, vs. Phil., 10/10/65
 149 Michael Irvin, @ Was., 12/11/88

Game, Opponent

- 238 Harold Jackson, @ Rams, 10/14/73
 201 Johnny Morris, vs. Chi., 11/18/62
 199 Charley Taylor, @ Wash., 11/13/66

Longest Pass Reception (All TDs except as noted)

- 95 Bob Hayes (from Meredith), vs. Wash., 11/13/66
 91 Tony Dorsett (from Staubach), vs. Balt., 9/4/78
 90 Alvin Harper (from Aikman), @ S.F., 11/13/94 (No TD)

Longest Pass Reception, Opponent (All TDs)

- 94 Rich Houston (from Norm Snead), @ Gia., 9/24/72
 88 Charley Taylor (from Sonny Jurgensen), @ Wash., 11/16/69
 86 Sonny Randle (from Charlie Johnson), vs. St.L., 10/28/62

Most Seasons 1,000 or More Yards Pass Receiving

- 5 Michael Irvin, 1991-95
 3 Tony Hill, 1979-80, 1985
 2 Bob Hayes, 1965-66
 2 Drew Pearson, 1974, 1979

Most Games, 100 or More Yards Pass Receiving, Career

- 36 Michael Irvin, 1988-95
 26 Tony Hill, 1977-86
 21 Bob Hayes, 1965-75

**Most Games, 100 or More Yards Pass Receiving, Season**

- 11 Michael Irvin, 1995
- 7 Michael Irvin, 1991
- 6 Bob Hayes, 1967
- 6 Michael Irvin, 1992

Most Consecutive Games, 100 or More Yards Pass Receiving

- 7 Michael Irvin, 1995
- 3 Lance Rentzel, 1968-69
- 3 Michael Irvin, 1991
- 3 Michael Irvin, 1992
- 3 Michael Irvin, 1993
- 3 Michael Irvin, 1995

AVERAGE GAIN**Career (200 receptions)**

- 20.0 Bob Hayes, 1965-74 (365-7,295)
- 18.6 Frank Clarke, 1960-67 (281-5,214)
- 16.7 Tony Hill, 1977-86 (479-7,988)

Season (Qualifiers)

- 26.1 Bob Hayes, 1970 (34-889)
- 24.9 Alvin Harper, 1994 (33-821)
- 24.0 Bob Hayes, 1971 (35-840)

Game (3 receptions)

- 45.3 Alvin Harper, @ S.F., 11/13/94 (3-136)
- 44.3 Tony Hill, @ Wash., 9/5/83 (3-133)
- 42.0 Frank Clarke, @ Gia., 10/20/63 (4-168)

TOUCHDOWNS**Career**

- 71 Bob Hayes, 1965-74
- 51 Tony Hill, 1977-86
- 50 Frank Clarke, 1960-67
- 50 Michael Irvin, 1988-95

Season

- 14 Frank Clarke, 1962
- 13 Bob Hayes, 1966
- 12 Lance Rentzel, 1969
- 12 Bob Hayes, 1965

Season, Rookie

- 12 Bob Hayes, 1965
- 5 Billy Joe Dupree, 1973
- 5 Mike Sherrard, 1986
- 5 Michael Irvin, 1988

Game

- 4 Bob Hayes, vs. Hou., 12/20/70
- 3 11 times, last by Michael Irvin, vs. Pho., 9/20/92

Game, Opponent

- 4 Harold Jackson, @ Rams, 10/14/73
- 4 Sterling Sharpe, vs. G.B., 11/24/94

Most Consecutive Games, Touchdown

- 7 Frank Clarke, 1961-62
- 7 Bob Hayes, 1965-66
- 6 Frank Clarke, 1963
- 6 Bob Hayes, 1966-67
- 6 Michael Irvin, 1995

RUSHING-RECEIVING**Most Seasons Leading Team**

- 9 Tony Dorsett, 1977-85
- 9 Emmitt Smith, 1990-95
- 3 Calvin Hill, 1969, 1972-73
- 3 Herschel Walker, 1986-88

Most Consecutive Seasons Leading Team

- 9 Tony Dorsett, 1977-85
- 6 Emmitt Smith, 1990-95
- 3 Herschel Walker, 1986-88

ATTEMPTS**Career**

- 3,137 Tony Dorsett, 1977-87 (ru-2,755, re-382)
- 2,308 Emmitt Smith, 1990-95 (ru-2,007, re-301)
- 1,646 Don Perkins, 1961-68 (ru-1,500, re-146)

Season

- 439 Emmitt Smith, 1995 (ru-377, re-62)
- 432 Emmitt Smith, 1992 (ru-373, re-59)
- 418 Emmitt Smith, 1994 (ru-368, re-50)

Season, Rookie

- 265 Emmitt Smith, 1990 (ru-241, re-24)
- 237 Tony Dorsett, 1977 (ru-208, re-29)
- 232 Don Perkins, 1961 (ru-200, re-32)

Game

- 42 Emmitt Smith, @ Gia., 1/2/94 (ru-32, re-10)
- 39 Emmitt Smith, @ G.B., 10/6/91 (ru-32, re-7)
- 38 Emmitt Smith, @ Cle., 9/1/91 (ru-32, re-6)
- 38 Emmitt Smith, vs. Gia., 11/7/94 (ru-35, re-3)
- 38 Emmitt Smith, vs. G.B., 11/24/94 (ru-32, re-6)

YARDS**Career**

- 15,468 Tony Dorsett, 1977-87 (ru-12,036, re-3,432)
- 10,907 Emmitt Smith, 1990-95 (ru-8,956, re-1,951)
- 8,072 Tony Hill, 1977-86 (ru-84, re-7,988)

Season

- 2,148 Emmitt Smith, 1995 (ru-1,773, re-375)
- 2,048 Emmitt Smith, 1992 (ru-1,713, re-335)
- 2,019 Herschel Walker, 1988 (ru-1,514, re-505)

Season, Rookie

- 1,280 Tony Dorsett, 1977 (ru-1,007, re-273)
- 1,174 Calvin Hill, 1969 (ru-942, re-232)
- 1,165 Emmitt Smith, 1990 (ru-937, re-228)

Game

- 292 Herschel Walker vs. Phil., 12/14/86 (ru-122, re-170)
- 254 Tony Dorsett, vs. Balt., 9/4/78 (ru-147, re-107)
- 246 Bob Hayes, @ Wash., 11/13/66 (re-246)

PUNTING**PUNTS****Career**

- 612 Danny White, 1976-88
- 591 Mike Saxon, 1985-92
- 247 Ron Widby, 1968-71

Season

- 86 Mike Saxon, 1986
- 82 Danny White, 1984
- 81 Danny White, 1981
- 81 Mike Saxon, 1985

Season, Rookie

- 81 Mike Saxon, 1985
- 68 Mitch Hoopes, 1975
- 62 Billy Lothridge, 1964

Game

- 11 Danny White, vs. Phi., 9/23/84
- 10 By Many, last by Mike Saxon, vs. Chic., 11/17/85

Game, Opponent

- 11 Danny Villanueva, @ Rams, 9/30/62
- 11 John James, @ Atl., 9/15/74
- 11 Marv Bateman, vs. Buff., 11/15/76
- 11 Rich Camarillo, vs. N.E., 11/22/84

**Longest Punt**

- 84 Ron Widby, @ N.O., 11/3/68
75 Billy Lothridge, vs. Gia., 10/11/64
75 Sam Baker, vs. Rams, 9/30/62

Longest Punt, Opponent

- 81 Tom McNeill, @ N.O., 9/28/69
80 Randall Cunningham, vs. Phil., 10/16/94
78 Jerry Norton, vs. StL., 11/5/61
78 Bill Van Heusen, @ Denv., 12/2/73

AVERAGE GROSS YARDS**Career (300 punts)**

- 41.5 Mike Saxon, 1985-92 (591-24,542)
40.1 Danny White, 1976-84 (612-24,571)

Season (Qualifiers)

- 45.4 Sam Baker, 1962 (57-2,589)
44.2 Sam Baker, 1963 (71-3,138)
43.3 Ron Widby, 1969 (63-2,729)

Season, Rookie (Qualifiers)

- 41.9 Mike Saxon, 1985 (81-3,396)
41.8 John Jett, 1993 (56-2,342)
40.3 Billy Lothridge, 1964 (62-2,501)

Game (4 punts)

- 53.4 Ron Widby, @ N.O., 11/3/68 (5-267)
53.0 Marv Bateman, vs. Cinc., 11/4/73
(5-265)
51.5 John Jett, vs. G.B., 10/8/95 (4-206)

Game, Opponent (4 punts)

- 54.3 Gary Collins, @ Clev., 10/17/65 (6-326)
54.0 Dave Jennings, Gia., 10/5/80 (5-270)
52.8 Jeff Feagles, @ Phil., 10/5/92 (4-211)

AVERAGE NET YARDS**Career (300 punts)**

- 34.8 Mike Saxon, 1985-92 (591-24,542)
34.1 Danny White, 1976-88 (617-21,052)

Season (Qualifiers)

- 40.7 Sam Baker, 1962 (57-2,319)
40.6 Sam Baker, 1963 (71-2,882)
39.5 Dave Sherer, 1960 (57-2,252)

Season, Rookie (Qualifiers)

- 38.1 Billy Lothridge, 1964 (62-2,361)
37.7 John Jett, 1993 (56-2,113)
36.2 Marv Bateman, 1972 (51-1,848)

Game (4 punts)

- 50.6 Ron Widby, @ N.O., 11/3/68 (5-253)
49.2 John Jett, @ Atl., 11/21/93 (6-295)
49.0 Marv Bateman, vs. StL., 9/30/73
(4-191)

Game, Opponent (4 punts)

- 51.0 Pat Studstill, vs. Rams, 11/25/71 (4-204)
50.0 Dave Jennings, vs. Gia., 10/5/80 (5-250)

HAD BLOCKED**Career**

- 5 Danny White, 1976-88
4 Mike Saxon, 1985-92

Season

- 2 Marv Bateman, 1973
2 Danny White, 1976
2 Mike Saxon, 1989

Most Consecutive Punts, None Blocked

- 341 Danny White, 1978-83
204 Mike Saxon, 1989-92
190 Mike Saxon, 1986-89

INSIDE 20**Career**

- 166 Mike Saxon, 1985-92
159 Danny White, 1976-88
65 John Jett, 1993-95

Season

- 28 Mike Saxon, 1986
27 Danny White, 1977
26 John Jett, 1994

Game

- 5 Danny Villanueva, @ Clev., 10/17/65
5 Duane Carrell, vs. StL., 11/3/74
4 By many, last by John Jett, @ Atl.,
11/2/93

Fewest Touchbacks in a Season (Qualifiers)

- 2 Danny White, 1982
3 Allen Green, 1961
3 Danny Villanueva, 1966
3 Marv Bateman, 1972
3 John Jett, 1993

PUNT RETURNS**Most Seasons Leading Team**

- 5 Bob Hayes, 1966-70
4 Kelvin Martin, 1987-88, 1991-92
3 Butch Johnson, 1976-78
3 Kevin Williams, 1993-95

Most Consecutive Seasons Leading Team

- 5 Bob Hayes, 1966-70
3 Butch Johnson, 1976-78
3 Kevin Williams, 1993-95

RETURNS**Career**

- 146 Butch Johnson, 1976-83
138 Kelvin Martin, 1987-92
109 Mel Renfro, 1964-77

Season

- 54 James Jones, 1980
54 Gary Allen, 1984
51 Butch Johnson, 1978

Season, Rookie

- 54 James Jones, 1980
45 Butch Johnson, 1976
36 Kevin Williams, 1993

Game

- 9 Butch Johnson, vs. Buf., 11/15/76
8 Ron Fellows, vs. Clev., 11/25/82
7 By many, last by Gary Allen, @ Gia., 9/9/84

Game, Opponent

- 8 Phil McConkey, vs. Gia., 11/4/84
7 Phillip Epps, vs. G.B., 9/23/84
7 Irving Fryar, vs. N.E., 11/22/84
7 Vai Sikahema, @ StL., 9/13/87

FAIR CATCHES**Career**

- 51 Kelvin Martin, 1987-92
42 Kevin Williams, 1993-95
38 Mel Renfro, 1964-77
38 Butch Johnson, 1976-83

Season

- 18 Golden Richards, 1973
18 Kelvin Martin, 1992
16 Cliff Harris, 1972

Game

- 4 Golden Richards, @ N.E., 11/16/75
4 Golden Richards, @ Wash., 11/7/74
4 Kelvin Martin, vs. Phil., 12/18/88

Game, Opponent

- 4 Jim Lindsey, Minn., 9/25/66
4 Rickie Harris, Wash., 12/11/66
4 Bruce Taylor, S.F., 11/23/72
4 Phillip Epps, G.B., 9/23/84
4 Jeff Groth, N.O., 10/21/84



YARDS GAINED

Career

1,430 Kelvin Martin, 1987-92
1,313 Butch Johnson, 1976-83
1,158 Bob Hayes, 1965-74

Season

548 James Jones, 1980
532 Kelvin Martin, 1992
489 Butch Johnson, 1976

Season, Rookie

548 James Jones, 1980
489 Butch Johnson, 1976
418 Mel Renfro, 1964

Game

124 Kelvin Martin, @ Phil., 12/15/91
122 Bob Hayes, vs. Pitt., 12/8/68
117 Mel Renfro, vs. G.B., 11/29/64
117 Butch Johnson, vs. Buff., 11/15/76

Game, Opponent

105 Terance Mathis, @ Jets, 11/4/90
100 Johnny Bailey, @ Phoe., 11/22/92
88 Michael Harper, @ Jets, 10/4/87

Longest Punt Return (All TDs)

98 Dennis Morgan, vs. St.L., 10/13/74
90 Bob Hayes, vs. Pitt., 12/8/68
85 Kelvin Martin, @ Phil., 12/15/91

Longest Punt Return/Opponent (All TDs)

98 Terance Mathis, @ Jets, 11/4/90
78 Michael Harper, @ Jets, 10/4/87
74 John Roland, vs. St.L., 11/16/70

AVERAGE YARDAGE

Career (75 returns)

11.1 Bob Hayes, 1965-74 (104-1,158)
10.4 Kelvin Martin, 1987-92 (138-1,430)
9.6 Kevin Williams, 1993-95 (93-896)

Season (Qualifiers)

20.8 Bob Hayes, 1968 (15-312)
15.1 Dennis Morgan, 1974 (19-287)
13.1 Mel Renfro, 1964 (32-418)

Season, Rookie (Qualifiers)

15.1 Dennis Morgan, 1974 (19-287)
13.1 Mel Renfro, 1964 (32-418)
10.9 Butch Johnson, 1976 (45-489)

Game (3 returns)

40.7 Bob Hayes, vs. Pitt., 12/8/68 (3-122)
32.0 Kevin Williams, vs. Was., 11/20/94 (3-96)
29.3 Mel Renfro, vs. G.B., 11/29/64 (4-117)

Game, Opponent (3 returns)

30.0 Ron Smith, @ Oak., 12/14/74 (3-90)
29.3 Michael Harper, @ Jets, 10/4/87 (3-88)
25.0 Johnny Bailey, @ Phoe., 11/22/92 (4-100)

TOUCHDOWNS

Career

3 Bob Hayes, 1965-74
3 Kelvin Martin, 1987-92
3 Kevin Williams, 1993-94

Season

2 Bob Hayes, 1968
2 Kelvin Martin, 1992
2 Kevin Williams, 1993

Game

1 By many, last by Kevin Williams,
vs. Was., 11/20/94

KICKOFF RETURNS

Most Seasons Leading Team

3 Mel Renfro, 1964-66
3 Butch Johnson, 1976-78
3 Kevin Williams, 1993-95

Most Consecutive Seasons Leading Team

3 Mel Renfro, 1964-66
3 Butch Johnson, 1976-78
3 Kevin Williams, 1993-95

RETURNS

Career

123 Kevin Williams, 1993-95
101 James Dixon, 1989-91
85 Mel Renfro, 1964-77

Season

49 Kevin Williams, 1995
47 James Dixon, 1989
43 Ron Fellows, 1983
43 Kevin Williams, 1994

Season, Rookie

47 James Dixon, 1989
40 Mel Renfro, 1964
38 Ron Springs, 1979

Game

8 Mel Renfro, vs. G.B., 11/29/64
7 Robert Lavette, @ Gia., 10/6/85
6 By many, last by Kevin Williams, vs.
S.F., 11/12/95

Game, Opponent

8 Mel Gray, @ Det., 11/8/92
7 Terry Metcalf, @ St.L., 10/9/77
7 Dave Turner, vs. Cinc., 9/30/79
7 James Owens, vs. S.F., 10/12/80
7 Ryan Terry, vs. Ariz., 9/24/95

YARDS

Career

2,945 Kevin Williams, 1993-95
2,315 James Dixon, 1989-91
2,246 Mel Renfro, 1964-77

Season

1,181 James Dixon, 1989
1,148 Kevin Williams, 1994
1,108 Kevin Williams, 1995

Season, Rookie

1,181 James Dixon, 1989
1,017 Mel Renfro, 1964
823 Dennis Morgan, 1974

Game

193 Alexander Wright, vs. Atl., 12/22/91
186 James Dixon, @ G.B., 10/8/89
169 Kevin Williams, vs. G.B., 11/24/94

Game, Opponent

247 Tim Brown, @ Phil., 11/6/66
188 James Owens, S.F., 10/12/80
180 Brian Mitchell, vs. Was., 11/20/94

Longest Kickoff Return (All TDs)

102 Alexander Wright, vs. Atl., 12/22/91
101 Amos Marsh, vs. Phil., 10/14/62
101 Ike Thomas, vs. Jets, 12/4/71

Longest Kickoff Return, Opponent (All TDs)

108 Roy Green, St.L., 10/21/79
95 Robert Brooks, G.B., 10/3/93
93 Jim Butler, Pitt., 10/30/66
93 Tim Brown, @ Phil., 11/6/66



AVERAGE YARDAGE

Career (75 returns)

- 26.4 Mel Renfro, 1964-77 (85-2,246)
 23.9 Kevin Williams, 1993-95 (123-2,945)
 23.2 Butch Johnson, 1976-83 (79-1,832)

Season (Qualifiers)

- 30.0 Mel Renfro, 1965 (21-630)
 28.4 Cliff Harris, 1971 (29-823)
 26.7 Kevin Williams, 1994 (43-1,148)

Season, Rookie (Qualifiers)

- 26.5 Bob Hayes, 1965 (17-450)
 25.7 Amos Marsh, 1961 (26-667)
 25.4 Mel Renfro, 1964 (40-1,017)

Game (3 returns)

- 48.0 Mark Washington, @ Wash., 11/22/70
 (3-144)
 43.6 Ike Thomas, vs. Rams, 11/25/71 (3-131)
 42.0 Mel Renfro, @ Wash., 11/12/64 (4-168)

Game, Opponent (3 returns)

- 49.4 Tim Brown, @ Phil., 11/6/66 (5-247)
 40.8 Mike Nelms, Was., 11/22/81 (4-163)
 40.0 Jim Butler, Pitt., 10/30/66 (3-120)

TOUCHDOWNS

Career

- 2 Mel Renfro, 1964-77
 2 Ike Thomas, 1971
 2 Alexander Wright, 1990-91

Season

- 2 Ike Thomas, 1971

Game

- 1 By many players, last by Kevin Williams,
 vs. Ariz., 10/9/94

Game, Opponent

- 2 Tim Brown, @ Phil., 11/6/66

COMBINED KICK RETURNS

MOST RETURNS

Career

- 225 Butch Johnson, 1976-83 (p-146, k-79)
 216 Kevin Williams, 1993-95 (p-93, k-123)
 194 Mel Renfro, 1964-77 (p-109, k-85)

Season

- 87 Gary Allen, 1984 (p-54, k-33)
 86 James Jones, 1980 (p-54, k-32)
 82 Kevin Williams, 1994 (p-39, k-43)

Game

- 12 Mel Renfro, vs. G.B., 11/29/64 (p-4, k-8)
 11 Butch Johnson, vs. Buff., 11/15/76
 (p-9, k-2)
 10 Mel Renfro, @ Wash., 11/13/66 (p-5, k-5)

Game, Opponent

- 12 Larry Jones, vs. Wash., 12/13/75 (p-6, k-6)
 10 Phil McConkey, vs. Gia., 11/4/84 (p-8, k-2)
 10 Stump Mitchell, @ STL., 9/11/83 (p-5, k-5)
 10 Brian Mitchell, vs. Was., 11/20/94
 (p-5, k-5)

YARDS GAINED

Career

- 3,841 Kevin Williams, 1993-95 (p-896, k-2,945)
 3,145 Butch Johnson, 1976-83 (p-1,313, k-1,832)
 3,088 Mel Renfro, 1964-77 (p-842, k-2,246)

Season

- 1,497 Kevin Williams, 1994 (p-349, k-1,148)
 1,435 Mel Renfro, 1964 (p-418, k-1,017)
 1,274 Kevin Williams, 1995 (p-166, k-1,108)

Game

- 273 Mel Renfro, vs. G.B., 11/29/64
 (p-117, k-156)
 212 Butch Johnson, vs. Buff., 11/15/76
 (p-117, k-95)
 210 Mel Renfro, @ Wash., 11/22/64
 (p-42, k-168)

Game, Opponent

- 247 Tim Brown, @ Phil., 11/6/66 (k-247)
 213 Stump Mitchell, STL., 9/11/83
 (p-53, k-160)
 212 Brian Mitchell, vs. Was., 11/20/94
 (p-32, k-180)

TOUCHDOWNS

Career

- 4 Kevin Williams, 1993-94 (p-3, k-1)
 3 Bob Hayes, 1965-74 (p-3)
 3 Mel Renfro, 1964-77 (p-1, k-2)
 3 Kelvin Martin, 1987-92 (p-3)

Season

- 2 Bob Hayes, 1968 (p-2)
 2 Ike Thomas, 1971 (k-2)
 2 Kelvin Martin, 1992 (p-2)
 2 Kevin Williams, 1993 (p-2)
 2 Kevin Williams, 1994 (p-1, k-1)

Game

- 1 By many players, last by Kevin Williams,
 vs. Was., 11/20/94

Game, Opponent

- 2 Tim Brown, @ Phil., 11/6/66 (k-2)

COMBINED NET YARDS

Rushing, receiving, interception returns, kickoff
 returns, punt returns and fumble returns

Most Seasons Leading Team

- 9 Tony Dorsett, 1977-85
 6 Emmitt Smith, 1990-95
 3 Calvin Hill, 1969, 1972-73
 3 Herschel Walker, 1986-88

Most Consecutive Seasons Leading Team

- 9 Tony Dorsett, 1977-85
 6 Emmitt Smith, 1990-95
 3 Herschel Walker, 1986-88

ATTEMPTS

Career

- 3,153 Tony Dorsett, 1977-87
 2,313 Emmitt Smith, 1990-95
 1,677 Don Perkins, 1961-68

Season

- 439 Emmitt Smith, 1995
 433 Emmitt Smith, 1992
 418 Emmitt Smith, 1994

Game

- 42 Emmitt Smith, @ Gia., 1/2/94 (ru-32, re-10)
 39 Emmitt Smith, @ G.B., 10/6/91
 (ru-32, re-7)
 38 Emmitt Smith, @ Cle., 9/1/91 (ru-32, re-6)
 38 Emmitt Smith, vs. Gia., 11/7/94
 (ru-35, re-3)
 38 Emmitt Smith, vs. G.B., 11/24/94
 (ru-32, re-6)

YARDS

Career

- 15,501 Tony Dorsett, 1977-87
 10,907 Emmitt Smith, 1990-95
 9,104 Bob Hayes, 1965-74

**Season**

- 2,148 Emmitt Smith, 1995
- 2,048 Emmitt Smith, 1992
- 2,019 Herschel Walker, 1988

Season, Rookie

- 1,688 James Dixon, 1989
- 1,598 Bob Hayes, 1965
- 1,564 Don Perkins, 1961

Game

- 307 Kevin Williams, @ Ariz., 12/25/95
- 292 Herschel Walker, vs. Phil., 12/14/86
- 285 Calvin Hill, @ Wash., 11/16/69

INTERCEPTIONS BY**Most Seasons Leading Team**

- 5 Everson Walls, 1981-82, 1985, 1987-88
- 4 Cornell Green, 1963, 1965-67

Most Consecutive Seasons Leading Team

- 3 Don Bishop, 1960-62
- 3 Cornell Green, 1965-67

Career

- 52 Mel Renfro, 1964-77
- 44 Everson Walls, 1981-89
- 41 Charlie Waters, 1970-78, 1980-81

Season

- 11 Everson Walls, 1981
- 10 Mel Renfro, 1969
- 9 Everson Walls, 1985

Season, Rookie

- 11 Everson Walls, 1981
- 7 Mel Renfro, 1964
- 7 Michael Downs, 1981

Game

- 3 Herb Adderley, @ Phil., 9/26/71
- 3 Lee Roy Jordan, vs. Cinc., 11/4/73
- 3 Dennis Thurman, vs. Phil., 12/13/81

Consecutive Games Intercepted By

- 5 Don Bishop, 1961
- 4 Charlie Waters, 1972-73
- 4 Dennis Thurman, 1985

Game, Opponent

- 3 7 times, last by Terry Kinard, @ Gia., 9/20/87

YARDS GAINED**Career**

- 626 Mel Renfro, 1964-77
- 584 Charlie Waters, 1970-78, 1980-81
- 562 Dennis Thurman, 1978-85

Season

- 211 Cornell Green, 1963
- 187 Dennis Thurman, 1981
- 182 Herb Adderley, 1971

Season, Rookie

- 136 Mike Gaechter, 1962
- 133 Everson Walls, 1981
- 110 Mel Renfro, 1964

Game

- 121 Mike Gaechter, vs. Wash., 11/3/63
- 102 Herb Adderley, @ Phil., 9/26/71
- 100 Mike Gaechter, vs. Phil., 10/14/62

Game, Opponent

- 110 Jim Steffen, @ Wash., 9/29/63
- 102 Erich Barnes, vs. Gia., 10/15/61
- 98 Delles Howell, @ N.O., 10/17/71
- 98 Ross Fichtner, @ Cle., 10/23/66

Longest Returns (All TDs except as noted)

- 100 Mike Gaechter, vs. Phil., 10/14/62
- 96 Dennis Thurman, @ Wash., 9/6/81 (no TD)
- 94 Darren Woodson, @ Phil., 12/4/94

Longest Return, Opponent (All TDs except as noted)

- 102 Erich Barnes, vs. Gia., 10/15/61
- 96 Ray Crockett, @ Det., 10/27/91
- 89 Bruce Maher, vs. Gia., 11/10/68 (no TD)

TOUCHDOWNS**Career**

- 4 Dennis Thurman, 1977-85
- 3 Mel Renfro, 1964-77
- 3 Lee Roy Jordan, 1963-76

Season

- 2 Larry Brown, 1995
- 1 By many players, last by Darren Woodson, Tony Tolbert, and Darrin Smith, 1994

Game

- 1 By many players, last by Brock Marion, @ Ariz., 12/25/95

FUMBLES**OPPONENTS' FUMBLES RECOVERED****Career**

- 19 Ed Jones, 1974-78, 1980-89
- 16 Chuck Howley, 1961-73
- 16 Dave Edwards, 1963-75
- 16 Lee Roy Jordan, 1963-76
- 16 Cliff Harris, 1970-79

Season

- 5 Don Healy, 1961
- 4 Jerry Norton, 1962
- 4 Jethro Pugh, 1967
- 4 Larry Cole, 1971
- 4 Jethro Pugh, 1973
- 4 Dextor Clinkscale, 1983
- 4 Eugene Lockhart, 1985

Game

- 2 Many times, last by Thomas Everett, @ Atl., 12/21/92

Longest Fumble Returns (All TDs)

- 97 Chuck Howley, vs. Atl., 10/2/66
- 86 Michael Downs, @ Hou., 12/13/82
- 84 Don Bishop, vs. StL., 10/28/62

OPPONENTS' FUMBLE RETURNED FOR TOUCHDOWNS**Career**

- 3 Bob Lilly, 1961-74
- 2 Cornell Green, 1962-74
- 2 Benny Barner, 1972-82
- 2 Mike Hegman, 1976-88
- 2 Michael Downs, 1981-88
- 2 Jim Jeffcoat, 1983-94

SACKS**Most Seasons Led Team**

- 7 Harvey Martin, 1974-77, 1979-80, 1982
- 5 Jethro Pugh, 1968-72
- 4 Jim Jeffcoat, 1985-86, 1989, 1992

Most Consecutive Seasons Leading Team

- 5 Jethro Pugh, 1968-72
- 4 Harvey Martin, 1974-77



TOTAL SACKS

Career	
113	Harvey Martin, 1973-83
111	Randy White, 1975-88
105	Ed Jones, 1974-78, 1980-89
Season	
20	Harvey Martin, 1977
16	Randy White, 1978
15 1/2	Jethro Pugh, 1968
Season, Rookie	
9	Harvey Martin, 1973
7 1/2	Jimmie Jones, 1990
6 1/2	Bruce Thornton, 1979
Game	
5	Bob Lilly, @ Pitt., 11/20/66
5	Jim Jeffcoat, @ Wash., 11/10/85
4	Many times, last by Charles Haley, @ Pitt., 9/4/94
Game, Rookie	
3	Randy White, @ Det., 10/6/75
3	Randy White, @ N.E., 11/16/75
2 1/2	5 times, last by Jimmie Jones, vs. T.B., 10/7/90
Game, Opponent	
4 1/2	Jim Katcavage, @ Gia., 10/20/63
4 1/2	Clyde Simmons, vs. Phil., 9/15/91

TACKLES

COMBINED TACKLES

Career	
1,236	Lee Roy Jordan, 1963-76
1,104	Randy White, 1975-88
1,032	Ed Jones, 1974-78, 1980-89
Season	
222	Eugene Lockhart, 1989
167	Bob Breunig, 1979
163	Lee Roy Jordan, 1973
Season, Rookie	
108	Robert Jones, 1992
93	Darrin Smith, 1993
86	Eugene Lockhart, 1984
Game	
21	Lee Roy Jordan, vs. Phil., 9/26/71
19	Jerry Tubbs, vs. Chic., 11/27/60
19	Eugene Lockhart, vs. Phoe., 10/29/89
19	Ken Norton, @ Wash., 9/6/93
19	Darren Woodson, @ Gia., 1/2/94
19	Robert Jones, @ Phil., 12/4/94

SOLO TACKLES

Career	
743	Lee Roy Jordan, 1963-76
701	Randy White, 1975-88
693	Ed Jones, 1974-78, 1980-89
Season	
154	Eugene Lockhart, 1989
100	Lee Roy Jordan, 1975
97	Lee Roy Jordan, 1968
Game	
16	Eugene Lockhart, vs. Phoe., 10/29/89
14	Lee Roy Jordan, vs. Phil., 10/28/73
13	Eugene Lockhart, vs. Was., 9/24/89
13	Robert Jones, vs. S.F., 11/12/95

ASSISTED TACKLES

Career	
493	Lee Roy Jordan, 1963-76
466	Bob Breunig, 1975-84
403	Randy White, 1975-88

Season

101 Jerry Tubbs, 1960

Game

15 Jerry Tubbs, vs. Chic., 11/27/60

BLOCKED KICKS

BLOCKS

(Extra points, Field Goals and Punts)

Career

10 Cornell Green, 1962-74
9 Mike Gaechter, 1962-69
9 Ed Jones, 1974-78, 1980-89

Season

3 Jethro Pugh, 1965
3 Ed Jones, 1978
3 Michael Downs, 1986

Game

2 Billy Joe DuPree, vs. Gia., 10/21/73
2 Leon Lett, vs. Det., 9/19/94

Game, Opponent

2 Bob Freeman, vs. Phil., 9/30/60
2 Matt Blair, @ Min., 10/7/79

BLOCKED EXTRA POINTS

Career

2 Cornell Green, 1962-74
2 Mike Gaechter, 1962-69
2 Ed Jones, 1974-78, 1980-89

Season

1 By many, last by Jim Jeffcoat, 1989

Game

1 By many, last by Jim Jeffcoat, @ Gia., 12/16/89

Game, Opponent

2 Bob Freeman, vs. Phil., 9/30/60
2 Matt Blair, @ Min., 10/7/79

BLOCKED FIELD GOALS

Career

8 Cornell Green, 1962-74
7 Mike Gaechter, 1962-69
7 Ed Jones, 1974-78, 1980-89

Season

2 10 times, last by Leon Lett, 1994

Game

2 Leon Lett, vs. Det., 9/19/94

Game, Opponent

1 By many, last by Joe Johnson, @ N.O., 12/19/94

BLOCKED PUNTS

Career

4 Issiac Holt, 1989-92
2 Billy Joe DuPree, 1973-83
2 Thomas Henderson, 1975-79
2 Aaron Kyle, 1976-79
2 Charlie Waters, 1970-78, 1980-81

Season

2 Billy Joe DuPree, 1973
2 Aaron Kyle, 1976
2 Issiac Holt, 1990

Game

2 Billy Joe DuPree, vs. Gia., 10/21/73

Game, Opponent

1 By many, last by Dwayne Jiles, @ Gia., 12/16/89



Cowboys Team Records

1960 — 12 games; 1961-77 — 14 games; 1978-95 — 16 games.

NOTE: The 1982 regular season was reduced to nine games and the 1987 season to 15 games due to players' strikes.

GAMES WON**Most Consecutive Games Won (Incl. postseason)**12 1971-72
10 1993-94
9 1977-78
8 1977, 1978**Most Consecutive Games Won (Reg. season)**11 1968-69
9 1971-72, 1978-79
8 1977, 1991-92**Most Games Won, Season (Incl. postseason)**16 1992
15 1977, 1993, 1995
14 1971, 1978, 1980**Most Games Won, Season (Reg. season)**13 1992
12 1968, 1977, 1978, 1980, 1981, 1983,
1993, 1994, 1995**Most Consecutive Games Won, Season (Incl. postseason)**10 1971
8 1977, 1978, 1993**Most Consecutive Games Won, Season (Reg. season)**8 1977
7 1971, 1983, 1993**Most Consecutive Games Won, Start of Season**8 1977
7 1983
6 1968, 1969**Most Consecutive Games Won, End of Season**7 1971
6 1978
5 1968, 1970, 1991, 1993**Most Consecutive Home Games Won**18 1980-81
11 1971-72, 1991-92
9 1975-76**Most Consecutive Road Games Won**7 1968, 1993-94
6 1966-67, 1975-76, 1978-79**GAMES LOST****Most Consecutive Games Lost**10 1960, 1988
9 1988-89**Most Consecutive Games Without Victory**12 1960
10 1960, 1988**Most Games Lost, Season**15 1989
13 1988**Most Consecutive Home Games Lost**14 1988-89
6 1960**Most Consecutive Home Games Without Victory**14 1988-89
7 1962-63**Most Consecutive Away Games Lost**9 1962-63
7 1964-65**Most Consecutive Away Games Without Victory**9 1962-63
7 1960, 1964-65**SCORING****Most Points, Season**

479 1983

Most Points, Opponent, Season

402 1962

Fewest Points, Season177 1960
204 1989**Fewest Points, Opponent, Season**186 1968
208 1978***Most Points, Game**59 vs. Det., 9/15/68
59 vs. S.F., 10/12/80**Most Points, Opponent, Game**

54 @ Minn., 10/18/70

Most Points, Both Teams, Game86 @ Buff., 9/19/71 (Dall. 49, Buff. 37)
82 vs. Minn., 11/26/87
(Minn. 44, Dall. 38 OT)**Fewest Points, Both Teams, Game**

8 @ Clev., 12/12/70 (Dall. 6, Clev. 2)

Most Points Overcome To Win Game21 vs. N.O., 10/21/84
20 @ Wash., 9/5/83
17 vs. Wash., 12/16/79**Most Points, Opponent, Overcome To Win Game**21 @ Wash., 11/28/65
20 @ Phil., 10/23/88
17 @ Det., 11/15/81**Most Points, First Half**

42 vs. Phil., 10/19/69

Most Points, Opponent, First Half34 @ Minn., 10/18/70
34 @ Rams, 10/14/73
34 @ Wash., 11/23/86**Most Points, Both Teams, First Half**

55 vs. Raid., 10/23/83

Most Points, Second Half36 vs. G.B., 11/24/94
31 @ Phil., 9/29/68
31 @ Wash., 11/17/68**Most Points, Opponent, Second Half**

38 @ StL., 12/9/62

Most Points, Both Teams, Second Half

52 vs. StL., 9/28/75

Most Points, First Quarter28 vs. Phil., 10/19/69
28 vs. Jets, 12/4/71**Most Points, Opponent, First Quarter**

22 @ Cinc. 12/8/85

Most Points, Both Teams, First Quarter35 vs. Phil., 10/19/69
35 vs. Atl., 12/22/91

*16-game record

**Most Points, Second Quarter**

24 vs. Gia., 9/18/66
 24 vs. Pitt., 10/30/66
 24 vs. Det., 9/15/68
 24 vs. N.E., 10/24/71
 24 vs. S.F., 10/12/80
 24 @ Wash., 10/2/94

Most Points, Opponent, Second Quarter

28 @ Gia., 12/16/62

Most Points, Both Teams, Second Quarter

38 vs. K.C., 11/10/75
 38 vs. Raid., 10/23/83

Most Points, Third Quarter

24 vs. Chi., 12/27/92

Most Points, Opponent, Third Quarter

21 @ Wash., 12/17/61
 21 @ Cinc., 12/8/85

Most Points, Both Teams, Third Quarter

35 vs. StL., 9/28/75

Most Points, Fourth Quarter

21 @ Gia., 12/19/85
 21 vs. Det., 9/15/68
 21 @ Det., 10/6/75

Most Points, Opponent, Fourth Quarter

21 @ StL., 12/9/62
 21 @ Wash., 11/28/65
 21 vs. StL., 11/16/70
 21 @ S.D., 11/5/72
 21 @ StL., 9/13/87

Most Points, Both Teams, Fourth Quarter

35 vs. Gia., 10/21/73

Most Consecutive Game Scoring

218 1970-85
 146 1960-70

TOUCHDOWNS**Most Touchdowns, Season**

60 1980

Most Touchdowns, Opponent, Season

52 1962

Fewest Touchdowns, Season

23 1960
 25 1989*

Fewest Touchdowns, Opponent, Season

22 1973
 23 1993*

Most Touchdowns, Game

8 vs. Phil., 10/9/66
 8 vs. Det., 9/15/68
 8 vs. S.F., 10/12/80

Most Touchdowns, Opponent, Game

7 @ StL., 12/9/62
 7 @ Cinc., 12/8/85

Most Touchdowns, Both Teams, Game

12 vs. Buff., 9/19/71
 11 @ S.F., 12/12/77
 11 vs. Minn., 11/26/87

Most Consecutive Games Score Touchdown

75 1979-1984
 73 1960-1965
 72 1965-1970

POINT AFTER TOUCHDOWNS**Most Points After Touchdowns, Season**

59 1980

Most Point After Touchdowns, Opponent, Season

49 1962

Most Point After Touchdowns, Game

8 vs. Det., 9/15/68
 8 vs. S.F., 10/12/80

Most Point After Touchdowns, Opponent, Game

7 @ StL., 12/9/62

Most Consecutive Point After Touchdowns

162 1969-73

FIELD GOALS**Most Field Goals Attempted, Season**

39 1991
 37 1993

Most Field Goals Attempted, Opponent, Season

39 1991
 35 1989

Fewest Field Goals Attempted, Season

13 1960
 17 1980

Fewest Field Goals Attempted, Opponent, Season

12 1976
 15 1977

Most Field Goals Attempted, Game

7 @ Chic., 11/24/68
 6 vs. Rams, 9/21/75

Most Field Goals Attempted, Opponent, Game

7 @ Phil., 12/5/65

Most Field Goals Attempted, Both Teams, Game

9 @ Phil., 12/5/65
 9 @ Chic., 11/24/68

Most Field Goals Made, Season

30 1993
 27 1981, 1991, 1995

Most Field Goals Made, Opponent, Season

29 1991
 28 1989

Fewest Field Goals Made, Season

6 1960
 9 1963, 1967
 10 1989

Fewest Field Goals Made, Opponent, Season

7 1976
 8 1967

Most Field Goals Made, Game

5 @ Rams, 12/21/87
 5 vs. GBay, 10/3/93
 5 vs. Gia., 12/17/95

Most Field Goals Made, Opponent, Game

4 Many times, last @ Phil., 12/10/95

Most Field Goals Made, Both Teams, Game

7 @ Hou., 11/10/91
 7 vs. Gia., 12/17/95

Most Consecutive Games Scoring Field Goal

18 1992-93
 10 1972-73, 1975

SAFETIES**Most Safeties, Season**

3 1981

Most Safeties, Opponent, Season

2 1960, 1986, 1988

Most Safeties, Game

2 vs. Phil., 11/19/72

FIRST DOWNS**Most First Downs, Season**

364 1995
 342 1978, 1983

Most First Downs, Opponent, Season

321 1989
 312 1985

**Most First Downs, Both Teams, Season**667 1995
648 1985**Fewest First Downs, Season**180 1960
246 1989***Fewest First Downs, Opponent, Season**199 1974
232 1978***Most First Downs, Game**

33 @ Det., 9/15/85

Most First Downs, Opponent, Game

33 @ Hou., 11/10/91

Most First Downs, Both Teams, Game57 @ Oak., 11/19/95
55 vs. Rams, 10/1/67**Fewest First Downs, Game**

7 @ Gia., 12/16/89

Fewest First Downs, Opponent, Game5 @ Phil., 11/6/66
5 vs. Phil., 10/20/74**Fewest First Downs, Both Teams, Game**

20 @ GBay, 10/24/65

Most First Downs, Rushing, Season

147 1974

Most First Downs, Rushing, Opponent, Season

122 1981

Fewest First Downs, Rushing, Season57 1960
78 1989***Fewest First Downs, Rushing, Opponent, Season**52 1969
68 1992***Most First Downs, Rushing, Game**

19 @ Balt., 12/6/81

Most First Downs, Rushing, Opponent, Game

17 @ Chic., 9/30/84

Fewest First Downs, Rushing, Game

0 vs. StL., 11/16/70

Fewest First Downs, Rushing, Opponent, Game

0 6 times, last @ Phoe., 11/22/92

Most First Downs, Passing, Season

208 1985

Most First Downs, Passing, Opponent, Season

193 1985

Fewest First Downs, Passing, Season95 1970
135 1990***Fewest First Downs, Passing, Opponent, Season**94 1977
128 1978***Most First Downs, Passing, Game**

23 @ S.F., 11/10/63

Most First Downs, Passing, Opponent, Game21 Chic., 11/18/62
21 K.C., 11/20/83
21 @ StL., 11/11/84**Fewest First Downs, Passing, Game**

2 @ Phoe., 10/14/90

Fewest First Downs, Passing, Opponent, Game

1 3 times, last @ Jets, 12/21/75

Most First Downs, Penalty, Season

33 1985

Most First Downs, Penalty, Opponent, Season

34 1987

Fewest First Downs, Penalty, Season9 1961, 1962, 1971
22 1979*, 1992***Fewest First Downs, Penalty, Opponent, Season**10 1969
16 1991***Most First Downs, Penalty, Game**

7 vs. Wash., 12/26/93

Most First Downs, Penalty, Opponent, Game

7 @ Jets, 10/4/87

NET YARDS GAINED RUSHING AND PASSING**Most Yards Gained, Season**

5,968 1979

Most Yards Gained, Opponent, Season

5,608 1985

Fewest Yards Gained, Season3,153 1960
4,081 1990***Fewest Yards Gained, Opponent, Season**3,213 1977
3,933 1992***Most Yards Gained, Game**652 vs. Phil., 10/9/66
583 vs. Balt., 9/4/78
578 vs. StL., 9/30/73**Most Yards Gained, Opponent, Game**583 @ Hou., 11/10/91
570 @ Cinc., 12/8/85**Most Yards Gained, Both Teams, Game**995 vs. Mia., 10/25/81
926 @ S.F., 11/10/63**Fewest Yards Gained, Game**90 vs. Phil., 9/15/91
100 @ Phoe., 10/14/90**Fewest Yards Gained, Opponent, Game**62 vs. Seat., 10/11/92
63 @ GBay, 10/24/65**Fewest Yards Gained, Both Teams, Game**

255 @ GBay, 10/24/65

Most Consecutive Games, 300 or More Yards

17 1975-76

Most Consecutive Games, 400 or More Yards

4 1976

RUSHING**ATTEMPTS****Most Rushing Attempts, Season**

630 1981

Most Rushing Attempts, Opponent, Season

543 1989

Fewest Rushing Attempts, Season311 1960
355 1989***Fewest Rushing Attempts, Opponent, Season**313 1969
345 1992***Most Rushing Attempts, Game**

66 @ Balt., 12/6/81

Most Rushing Attempts, Opponent, Game

54 vs. Atl., 10/11/70

Fewest Rushing Attempts, Game

10 @ N.O., 9/10/89

THE RECORDS



Fewest Rushing Attempts, Opponent, Game
11 @ Atl., 12/21/92

YARDS

Most Yards Gained Rushing, Season
2,783 1978

Most Yards Gained Rushing, Opponent, Season
2,242 1960
2,226 1984*

Fewest Yards Gained Rushing, Season
1,049 1960
1,409 1989*

Fewest Yards Gained Rushing, Opponent, Season
1,050 1969
1,244 1992*

Most Yards Gained Rushing, Game
354 @ Balt., 12/6/81

Most Yards Gained Rushing, Opponent, Game
289 vs. Phil., 10/22/61

Most Yards Gained Rushing, Both Teams, Game
510 @ Balt., 12/6/81
466 vs. Phil., 10/22/61

Fewest Yards Gained Rushing, Game
20 @ N.O., 9/10/89
20 vs. Gia., 9/16/90

Fewest Yards Gained Rushing, Opponent, Game
7 vs. Pitt., 10/30/66

AVERAGE GAIN

Highest Average Gain Rushing, Season
4.7 1962
4.5 1974

Lowest Average Gain Rushing, Season
3.4 1960
3.6 1994

TOUCHDOWNS

Most Touchdowns Rushing, Season
29 1995
26 1980, 1994

Most Touchdowns, Rushing, Opponent, Season
24 1960

Fewest Touchdowns, Rushing, Season
6 1960, 1961
7 1989*

Fewest Touchdowns, Rushing, Opponent, Season
2 1968
7 1993*

Most Touchdowns, Rushing, Game
5 @ Buff., 9/19/71
5 vs. Phoe., 12/16/90

Most Touchdowns, Rushing, Opponent, Game
5 4 times, last vs. Phil., 10/10/65

Most Touchdowns, Rushing, Both Teams, Game
6 7 times, last vs. Phoe., 12/16/90

PASSING

ATTEMPTS

Most Passes Attempted, Season
604 1984

Most Passes Attempted, Opponent, Season
558 1983

Fewest Passes Attempted, Season
297 1970
439 1981*

Fewest Passes Attempted, Opponent, Season
233 1960
432 1978*

Most Passes Attempted, Game
62 @ Det., 9/15/85

Most Passes Attempted, Opponent, Game
59 vs. K.C., 11/20/83

Most Passes Attempted, Both Teams, Game
99 @ Phil., 10/23/88

Fewest Passes Attempted, Game
11 vs. Gia., 10/21/73
11 vs. Atl., 10/11/70

Fewest Passes Attempted, Opponent, Game
10 vs. Wash., 10/3/71
10 vs. Mia., 11/22/73

Fewest Passes Attempted, Both Teams, Game
28 @ Jets, 12/21/75

COMPLETIONS

Most Passes Completed, Season
346 1983

Most Passes Completed, Opponent, Season
334 1993

Fewest Passes Completed, Season
149 1970
251 1978*

Fewest Passes Completed, Opponent, Season
146 1960
202 1978*

Most Passes Completed, Game
40 @ Det., 9/15/85

Most Passes Completed, Opponent, Game
41 @ Hou., 11/10/91

Most Pass Completions, Both Teams, Game
65 @ Hou., 11/10/91
58 @ Phil., 10/23/88

Fewest Passes Completed, Game
4 vs. Atl., 10/11/70

Fewest Passes Completed, Opponent, Game
2 @ Jets, 12/21/75

Fewest Pass Completions, Both Teams, Game
8 @ Jets, 12/21/75

YARDS

Most Yards Gained, Passing, Season
3,861 1985

Most Yards Gained, Passing, Opponent, Season
3,928 1983

Fewest Yards Gained, Passing, Season
2,013 1964
2,581 1990*

Fewest Yards Gained, Passing, Opponent, Season
1,562 1977
2,288 1980*

Most Yards Gained, Passing, Game
452 @ Det., 9/15/85

Most Yards Gained, Passing, Opponent, Game
437 Chic., 11/18/62

Most Yards Gained, Passing, Both Teams, Game
720 @ Gia., 10/6/85
708 vs. Mia., 10/25/81

Fewest Yards Gained, Passing, Game
-10 @ GBay, 10/24/65

Fewest Yards Gained, Passing, Opponent, Game
-1 @ GBay, 10/24/65
-1 @ Jets, 12/21/75

*16-game record



Fewest Yards Gained, Passing, Both Teams, Game
-11 @ GBay, 10/24/75

COMPLETION PERCENTAGE

Highest Completion Percentage, Season
66.7 1993 (317 of 475)

Highest Completion Percentage, Opponent, Season
61.7 1989 (301 of 488)

Lowest Completion Percentage, Season
46.1 1960 (163 of 354)

Lowest Completion Percentage, Opponent, Season
40.5 1960 (159 of 393)

Highest Completion Percentage, Game (10 att.)
87.5 @ Phil., 11/6/83 (21 of 24)

Highest Completion Percentage, Opponent, Game (10 att.)
85.7 @ Det., 12/11/60 (12 of 14)

Highest Completion Percentage, Both Teams, Game
80.7 @ Gia., 10/10/76 (25 of 31)

Lowest Completion Percentage, Game
28.6 vs. Wash., 9/26/65 (6 of 21)

Lowest Completion Percentage, Opponent, Game
15.4 @ Jets, 12/21/75 (2 of 13)

Lowest Completion Percentage, Both Teams, Game
28.6 @ Jets, 12/21/75 (8 of 28)

TOUCHDOWNS

Most Touchdowns, Passing, Season
31 1962, 1983

Most Touchdowns, Passing, Opponent, Season
33 1962

Fewest Touchdowns, Passing, Season
10 1964
12 1990*

Fewest Touchdowns, Passing, Opponent, Season
10 1970
11 1978*

Most Touchdowns, Passing, Game
5 7 times, last @ Gia., 10/30/83

Most Touchdowns, Passing, Opponent, Game
6 @ Gia., 12/16/62
5 vs. Balt., 10/30/60
5 @ Clev., 11/2/69
5 @ St.L., 12/9/62

SACKS**TOTAL SACKS**

Most Sacks, Season
62 1985

Most Sacks, Opponent, Season
68 1964

Fewest Sacks, Season
20 1960, 1963
23 1991*

Fewest Sacks, Opponent, Season
18 1995
20 1994

Most Sacks, Game
12 @ Pitt., 11/20/66
12 @ Hou., 9/29/85

Most Sacks, Opponent, Game
11 @ S.D., 11/16/86
11 vs. Phil., 9/15/91

Most Sacks, Both Teams, Game
17 @ Pitt., 11/20/66

Games With No Sacks Allowed, Season
8 1994

SACK YARDAGE

Most Sack Yardage, Season
459 1985

Most Sack Yardage, Opponent, Season
503 1964

Fewest Sack Yardage, Season
143 1963
151 1991*

Fewest Sack Yardage, Opponent, Season
93 1994

Most Sack Yardage, Game
84 vs. Det., 10/6/75

Most Sack Yardage, Opponent, Game
67 N.O., 9/25/83
67 vs. Phil., 9/15/91

INTERCEPTIONS**TOTAL INTERCEPTIONS**

Most Interceptions, Season
37 1981

Most Interceptions, Opponent, Season
33 1960

Fewest Interceptions, Season
7 1989
10 1988

Fewest Interceptions, Opponent, Season
6 1993
10 1977, 1995

Most Interceptions, Game
7 vs. Phil., 9/30/60
7 @ Phil., 9/26/71

Most Interceptions, Opponent, Game
5 5 times, last by vs. Raid., 11/9/86

YARDS GAINED

Most Yards, Season
549 1963
523 1980

Most Yards, Opponent, Season
586 1961
437 1963

Fewest Yards, Season
37 1989
67 1987

Fewest Yards, Opponent, Season
47 1993
93 1974

Most Yards, Game
183 vs. Wash., 11/3/63
150 @ Phil., 9/26/71

Most Yards, Opponent, Game
138 vs. Gia., 10/15/61
129 @ Minn., 10/18/70

TOUCHDOWNS

Most Touchdowns By Interceptions, Season
4 1985, 1995

Most Touchdowns By Interceptions, Opponent, Season
4 1990



PUNTING

TOTAL PUNTS

- Most Punts, Season**
108 1984
- Most Punts, Opponent, Season**
108 1978
- Most Punts, Game**
11 vs. Phil., 9/3/84
- Most Punts, Opponent, Game**
11 4 times, last by vs. N.E., 11/22/84
- Fewest Punts, Game**
0 vs. Clev., 12/3/61
0 vs. Det., 9/15/68
0 vs. Balt., 9/4/78
- Fewest Punts, Opponent, Game**
0 vs. Phil., 10/22/61
0 vs. Gia., 9/29/91
- Fewest Punts, Both Teams, Game**
1 vs. Clev., 12/3/61
- Consecutive Punts, No Blocks**
396 1961-66
385 1989-95
382 1978-83
- Consecutive Punts, No Blocks, Opponent**
591 1977-84
329 1960-65

AVERAGE YARDAGE

- Highest Average Distance, Punting, Season**
45.4 1962
- Highest Average Distance, Punting, Opponent, Season**
45.5 1961
- Highest Average Distance, Punting, Game (4 punts)**
53.4 vs. N.O., 11/3/68
- Highest Average Distance, Punting, Opponent, Game (4 punts)**
54.3 @ Clev., 10/17/65

PUNT RETURNS

TOTAL RETURNS

- Most Punt Returns, Season**
63 1978
- Most Punt Returns, Opponent, Season**
55 1984
- Fewest Punt Returns, Season**
18 1962
23 1995*
- Fewest Punt Returns, Opponent, Season**
15 1972
22 1995*
- Most Punt Returns, Game**
9 vs. Buff., 11/15/76
- Most Punt Returns, Opponent, Game**
8 vs. Gia., 11/4/84

YARDS GAINED

- Most Yards, Punt Returns, Season**
573 1974
- Most Yards, Punt Returns, Opponent, Season**
588 1983

Fewest Yards, Punt Returns, Season

81 1962
197 1989*

Fewest Yards, Punt Returns, Opponent, Season

41 1972
169 1993*

Most Yards, Punt Returns, Game

124 @ Phil., 12/15/91

Most Yards, Punt Returns, Opponent, Game

109 vs. StL., 11/16/70

TOUCHDOWNS

Most Touchdowns, Punt Returns, Season

2 1968, 1992, 1993

Most Touchdowns, Punt Returns, Opponent, Season

1 9 times, last 1990

KICKOFF RETURNS

TOTAL RETURNS

- Most Kickoff Returns, Season**
77 1983
- Most Kickoff Returns, Opponent, Season**
85 1995
82 1994
- Fewest Kickoff Returns, Season**
33 1973
36 1993*
- Fewest Kickoff Returns, Opponent, Season**
32 1960
46 1989*
- Most Kickoff Returns, Game**
9 @ Minn., 10/18/70
- Most Kickoff Returns, Opponent, Game**
10 Det., 9/15/68

YARDS GAINED

- Most Yards, Kickoff Returns, Season**
1,709 1989
- Most Yards, Kickoff Returns, Opponent, Season**
1,806 1983
- Fewest Yards, Kickoff Returns, Season**
699 1992
718 1969
- Fewest Yards, Kickoff Returns, Opponent, Season**
811 1960
853 1989
- Most Yards, Kickoff Returns, Game**
260 vs. S.F., 11/7/65
- Most Yards, Kickoff Returns, Opponent, Game**
261 @ Phil., 11/6/66

TOUCHDOWNS

- Most Touchdowns, Kickoff Returns, Season**
2 1971
- Most Touchdowns, Kickoff Returns, Opponent, Season**
3 1966

FUMBLES

TOTAL FUMBLES

- Most Fumbles, Season**
46 1961

*16-game record

**Most Fumbles, Opponent, Season**

44 1973

Fewest Fumbles, Season

16 1992

Fewest Fumbles, Opponent, Season

15 1994

Most Fumbles, Game

7 vs. Gia., 10/11/71

Most Fumbles, Opponent, Game7 @ Wash., 11/28/65
7 vs. K.C., 11/10/75**FUMBLES LOST****Most Fumbles Lost, Season**

21 1961, 1971, 1979

Most Fumbles Lost, Opponent, Season

25 1971

Fewest Fumbles Lost, Season

9 1990, 1992

Fewest Fumbles Lost, Opponent, Season6 1995
9 1988, 1994**Most Fumbles Lost, Game**

5 3 times, last vs. K.C., 11/10/75

Most Fumbles Lost, Opponent, Game

5 4 times, last vs. Raid., 10/23/83

Most Consecutive Games without Losing Fumble

4 1991, 1992, 1994

PENALTIES**TOTAL PENALTIES****Most Penalties, Season**

141 1988

Most Penalties, Opponent, Season112 1995
108 1985**Fewest Penalties, Season**47 1961
74 1991***Fewest Penalties, Opponent, Season**38 1961
70 1979***Most Penalties, Game**17 @ Clev., 12/4/88
16 @ Jets, 10/4/87**Most Penalties, Opponent, Game**

14 TBay, 10/8/83

Fewest Penalties, Game0 @ StL., 12/10/61
0 vs. Wash., 11/23/80
0 @ Wash., 11/5/89**Fewest Penalties, Opponent, Game**0 @ Pitt., 10/21/62
0 @ Phil., 12/5/65**YARDS PENALIZED****Most Yards Penalized, Season**

1,148 1988

Most Yards Penalized, Opponent, Season

990 1985

Fewest Yards Penalized, Season427 1961
610 1991***Fewest Yards Penalized, Opponent, Season**362 1961
653 1993***Most Yards Penalized, Game**161 @ Wash., 11/2/70
159 vs. Phil., 10/13/68**Most Yards Penalized, Opponent, Game**185 vs. TBay, 10/9/83
166 @ StL., 10/9/77**Fewest Yards Penalized, Game**0 @ StL., 12/10/61
0 vs. Wash., 11/23/80
0 @ Wash., 11/5/89**Fewest Yards Penalized, Opponent, Game**0 @ Pitt., 10/21/62
0 @ Phil., 12/5/65**BLOCKED KICKS****BLOCKS**

(Extra Points, Field Goals and Punts)

Most, Season

14 1965

Most, Season, Opponent

7 1973

Most, Game

3 @ Pitt., 10/31/65

Most, Game, Opponent

3 @ Wash., 10/8/73

BLOCKED EXTRA POINTS**Most, Season**

4 1965

Most, Season, Opponent

2 1960, 1979

Most, Game

2 @ Pitt., 10/31/65

Most, Game, Opponent2 vs. Phil., 9/30/60
2 @ Min., 10/7/79**BLOCKED FIELD GOALS****Most, Season**

9 1965

Most, Season, Opponent

5 1973

Most, Game

2 Five times, last vs. Det., 9/19/94

Most, Game, Opponent

2 Five times, last @ StL., 11/11/84

BLOCKED PUNTS**Most, Season**4 1976
3 1991
2 1973, 1977, 1990, 1992**Most, Season, Opponent**

2 1973, 1976, 1989

Most, Game2 @ Gia., 10/21/73
2 @ Hou., 11/10/91**Most, Game, Opponent**

1 Many times, last @ Gia., 12/16/89

*16-game record



Largest Margin of Victory

1. 49 points, (56-7) vs. Philadelphia, Oct. 9, 1966
2. 46 points, (59-13) @ Detroit, Sept. 15, 1968
3. 45 points, (52-7) vs. N.Y. Giants, Sept. 18, 1966
45 points, (59-14) vs. San Francisco, Oct. 12, 1980
5. 44 points, (51-7) vs. Seattle, Nov. 27, 1980
6. 42 points, (52-10) vs. Houston, Dec. 20, 1970
42 points, (52-10) vs. N.Y. Jets, Dec. 4, 1971
8. 38 points, (38-0) @ Baltimore, Sept. 4, 1978
9. 37 points, (40-3) @ New Orleans, Sept. 24, 1973
37 points, (37-0) vs. Detroit, Oct. 30, 1977

Largest Margin of Defeat

1. 44 points, (44-0) vs. Chicago, Nov. 17, 1985
2. 41 points, (48-7) vs. Cleveland, Oct. 16, 1960
41 points, (54-13) @ Minnesota, Oct. 18, 1970
4. 40 points, (43-3) vs. Minnesota, Nov. 13, 1988
5. 38 points, (45-7) vs. Baltimore, Oct. 30, 1960
38 points, (38-0) vs. St. Louis, Nov. 16, 1970
7. 36 points, (43-7) vs. Philadelphia, Oct. 22, 1961
8. 34 points, (41-7) @ Green Bay, Nov. 13, 1960
9. 32 points, (52-20) @ St. Louis, Dec. 9, 1962
32 points, (42-10) @ Cleveland, Nov. 2, 1969

Cowboys Big Days

RUSHING

- 237 - Emmitt Smith @ Philadelphia, Oct. 31, 1993 (30 carries).
206 - Tony Dorsett vs. Philadelphia, Dec. 4, 1977 (23 carries).
 183 - Tony Dorsett @ N.Y. Giants, Nov. 9, 1980 (24 carries).
 182 - Emmitt Smith @ Phoenix, Sept. 22, 1991 (23 carries).
 175 - Tony Dorsett @ Baltimore, Dec. 6, 1981 (30 carries).
 174 - Emmitt Smith @ Atlanta, Dec. 21, 1992 (24 carries).
 173 - Herschel Walker @ New England, Nov. 15, 1987 (28 carries).
 172 - Emmitt Smith vs. Philadelphia, Dec. 6, 1993 (23 carries).
 171 - Emmitt Smith @ Pittsburgh, Sept. 4, 1994 (31 carries).
 168 - Emmitt Smith @ N.Y. Giants, Jan. 2, 1994 (32 carries).
 167 - Emmitt Smith @ Atlanta, Oct. 29, 1995 (26 carries).
 163 - Emmitt Smith vs. Philadelphia, Nov. 1, 1992 (30 carries).
 163 - Emmitt Smith vs. N.Y. Giants, Nov. 7, 1994 (35 carries).
 163 - Emmitt Smith @ N.Y. Giants, Sept. 4, 1995 (21 carries).
 162 - Tony Dorsett @ New England, Sept. 21, 1981 (19 carries).
 160 - Emmitt Smith vs. Atlanta, Dec. 22, 1991 (32 carries).
 159 - Tony Dorsett vs. L.A. Rams, Oct. 18, 1981 (27 carries).
 159 - Tony Dorsett @ Houston, Sept. 29, 1985 (23 carries).
 158 - Emmitt Smith vs. Philadelphia, Nov. 6, 1995 (27 carries).
 154 - Tony Dorsett vs. St. Louis, Sept. 24, 1978 (21 carries).
 153 - Calvin Hill vs. San Francisco, Nov. 10, 1974 (32 carries).
 153 - Tony Dorsett @ Minnesota, Jan. 3, 1983 (16 carries).
 153 - Emmitt Smith vs. Washington, Dec. 26, 1993 (21 carries).
 152 - Tony Dorsett vs. New Orleans, Nov. 19, 1978 (25 carries).
 152 - Emmitt Smith @ L.A. Raiders, Oct. 25, 1992 (29 carries).
 151 - Tony Dorsett @ Washington, Sept. 5, 1983 (14 carries).
 150 - Calvin Hill @ Washington, Nov. 16, 1969 (27 carries).
 150 - Emmitt Smith @ Minnesota, Sept. 17, 1995 (20 carries).
 149 - Tony Dorsett @ Green Bay, Nov. 12, 1978 (23 carries).
 149 - Herschel Walker @ Phoenix, Sept. 12, 1988 (29 carries).
 147 - Tony Dorsett vs. Baltimore, Sept. 4, 1978 (15 carries).

Bold denotes rookie

**RUSHING (cont.)**

- 145 - Tony Dorsett @ Minnesota, Oct. 7, 1979 (21 carries).
 143 - Emmitt Smith vs. Detroit, Sept. 19, 1994 (29 carries).
141 - Tony Dorsett @ St. Louis, Oct. 9, 1977 (14 carries).
 141 - Tony Dorsett @ Minnesota, Oct. 2, 1983 (26 carries).
 140 - Calvin Hill vs. Philadelphia, Oct. 20, 1974 (26 carries).
 140 - Emmitt Smith vs. Washington, Sept. 7, 1992 (27 carries).

100-YARD RUSHING GAMES - CAREER

	100-YARD GAMES	TEAM RECORD	PCT.
Tony Dorsett.....	43	39-4	.907
Emmitt Smith.....	42	37-5	.881
Calvin Hill.....	16	14-2	.875
Don Perkins.....	10	5-4-1	.550
Herschel Walker.....	9	5-4	.556
Duane Thomas.....	6	6-0	1.000
Robert Newhouse.....	5	5-0	1.000
Walt Garrison.....	2	2-0	1.000
Scott Laidlaw.....	2	2-0	1.000
Amos Marsh.....	2	2-0	1.000
Dan Reeves.....	2	1-1	.500
Paul Palmer.....	1	1-0	1.000
Preston Pearson.....	1	0-1	.000
Total.....	141	119-21-1	.848

PASSING

- 460 - Don Meredith @ San Francisco, Nov. 10, 1963 (30 of 48).
 406 - Don Meredith @ Washington, Nov. 13, 1966 (21 of 29).
 394 - Don Meredith @ Philadelphia, Nov. 6, 1966 (14 of 24).
 389 - Gary Hogeboom @ San Francisco, Dec. 22, 1985 (28 of 49).
379 - Troy Aikman @ Phoenix, Nov. 12, 1989 (21 of 40).
 377 - Danny White vs. Tampa Bay, Oct. 9, 1983 (29 of 44).
 362 - Danny White vs. Atlanta, Oct. 27, 1985 (27 of 47).
 359 - Danny White @ Washington, Dec. 13, 1987 (27 of 49).
 358 - Don Meredith vs. N.Y. Giants, Sept. 18, 1966 (14 of 24).
 354 - Danny White vs. Miami, Oct. 25, 1981 (22 of 32).
 350 - Troy Aikman @ Arizona, Dec. 25, 1995 (21 of 32).
 349 - Craig Morton vs. Houston, Dec. 20, 1970 (13 of 17).
 347 - Danny White vs. Pittsburgh, Sept. 13, 1982 (25 of 36).
 345 - Eddie LeBaron vs. Pittsburgh, Sept. 24, 1960 (15 of 28).
 343 - Gary Hogeboom @ L.A. Rams, Sept. 3, 1984 (33 of 47).
 342 - Danny White @ N.Y. Giants, Oct. 6, 1985 (31 of 46).
 342 - Steve Pelluer @ Philadelphia, Oct. 23, 1988 (32 of 46).
 341 - Danny White vs. Minnesota, Nov. 26, 1987 (25 of 41).
 339 - Roger Staubach vs. Baltimore, Sept. 26, 1976 (22 of 28).
 339 - Steve Pelluer @ N.Y. Giants, Nov. 2, 1986 (28 of 38).
 339 - Troy Aikman @ San Francisco, Nov. 13, 1994 (23 of 42).

300-YARD PASSING GAMES - CAREER

	300-YARD GAMES	TEAM RECORD	PCT.
Danny White.....	10	5-5	.500
Don Meredith.....	7	6-1	.857
Troy Aikman.....	7	4-3	.571
Roger Staubach.....	5	3-2	.600
Steve Pelluer.....	4	2-2	.500
Gary Hogeboom.....	3	2-1	.667
Jason Garrett.....	1	1-0	1.000
Eddie LeBaron.....	1	0-1	.000
Craig Morton.....	1	1-0	1.000
Total.....	39	24-15	.615

Bold denotes rookie



RECEIVING

- 246 - Bob Hayes @ Washington, Nov. 13, 1966 (9 catches).
 241 - Frank Clarke vs. Washington, Sept. 16, 1962 (10 catches).
 223 - Lance Rentzel vs. Washington, Nov. 19, 1967 (13 catches).
 213 - Tony Hill vs. Philadelphia, Nov. 12, 1979 (7 catches).
 210 - Michael Irvin vs. Phoenix, Sept. 20, 1992 (8 catches).
203 - James Dixon @ Phoenix, Nov. 12, 1989 (6 catches).
 203 - Kevin Williams @ Arizona, Dec. 25, 1995 (9 catches).
 195 - Bob Hayes vs. N.Y. Giants, Sept. 18, 1966 (6 catches).
 190 - Frank Clarke @ San Francisco, Nov. 10, 1963 (8 catches).
 188 - Drew Pearson @ Detroit, Oct. 6, 1975 (6 catches).
 187 - Bob Hayes vs. Houston, Dec. 20, 1970 (6 catches).
 181 - Bob Hayes vs. Baltimore, Dec. 13, 1969 (5 catches).
 181 - Tony Hill @ Detroit, Sept. 15, 1985 (11 catches).
177 - Bob Hayes vs. Philadelphia, Oct. 10, 1965 (8 catches).
 170 - Bob Hayes @ Pittsburgh, Oct. 22, 1967 (7 catches).
 170 - Herschel Walker vs. Philadelphia, Dec. 14, 1986 (9 catches).
 169 - Michael Irvin vs. Atlanta, Dec. 22, 1991 (10 catches).
 168 - Frank Clarke @ N.Y. Giants, Oct. 20, 1963 (4 catches).
 168 - Michael Irvin vs. L.A. Rams, Nov. 15, 1992 (8 catches).
 168 - Michael Irvin vs. San Francisco, Oct. 17, 1993 (12 catches).

100-YARD RECEIVING GAMES - CAREER

	100-YARD GAMES	TEAM RECORD	PCT.
Michael Irvin	36	28-8	.778
Tony Hill	26	17-9	.654
Bob Hayes	21	16-5	.762
Drew Pearson	19	11-8	.579
Lance Rentzel	12	10-2	.833
Frank Clarke	12	4-6-2	.417
Alvin Harper	6	4-2	.667
Bill Howton	5	1-4	.200
Jay Novacek	4	1-3	.250
Doug Cosbie	4	2-2	.500
Mike Renfro	4	2-2	.500
Ray Alexander	3	1-2	.333
Herschel Walker	3	1-2	.333
Doug Donley	2	2-0	1.000
Billy Joe DuPree	2	2-0	1.000
Preston Pearson	2	2-0	1.000
Dan Reeves	2	2-0	1.000
Ron Sellers	2	2-0	1.000
Mike Sherrard	2	2-0	1.000
Emmitt Smith	2	2-0	1.000
Kelvin Edwards	2	1-1	.500
Lee Folkins	2	1-1	.500
Jim Doran	2	0-2	.000
Cornell Burbage	1	1-0	1.000
Buddy Dial	1	1-0	1.000
Tony Dorsett	1	1-0	1.000
Ron Springs	1	1-0	1.000
Kevin Williams	1	1-0	1.000
Tommy McDonald	1	0-0-1	.500
James Dixon	1	0-1	.000
Butch Johnson	1	0-1	.000
Karl Powe	1	0-1	.000
Total	184	119-62-3	.655

Bold denotes rookie



Cowboys Longest Plays

LONG RUNS FROM SCRIMMAGE

- 99 - Tony Dorsett @ Minnesota, Jan. 3, 1983 (TD).
- 84 - Tony Dorsett vs. Philadelphia, Dec. 4, 1977 (TD).**
- 84 - Herschel Walker vs. Philadelphia, Dec. 14, 1986 (TD).
- 77 - Tony Dorsett @ St. Louis, Oct. 9, 1977 (TD).**
- 77 - Tony Dorsett @ Washington, Sept. 5, 1983.
- 75 - Tony Dorsett @ New England, Sept. 21, 1981 (TD).
- 75 - Emmitt Smith vs. Washington, Sept. 9, 1991 (TD).
- 73 - Amos Bullocks vs. Chicago, Nov. 18, 1962 (TD).**
- 71 - Amos Marsh vs. N.Y. Giants, Oct. 15, 1961.**
- 70 - Amos Marsh @ Washington, Nov. 4, 1962.
- 68 - Les Shy vs. Philadelphia, Oct. 9, 1966.**
- 68 - Emmitt Smith vs. N.Y. Giants, Nov. 26, 1992 (TD).
- 67 - Dan Reeves vs. Washington, Dec. 11, 1966 (TD).
- 64 - Jim Stiger @ Washington, Nov. 22, 1964.
- 63 - Tony Dorsett vs. New Orleans, Nov. 19, 1978.
- 63 - Paul Palmer @ Kansas City, Oct. 22, 1989 (TD).
- 62 - Kelvin Edwards vs. Philadelphia, Oct. 11, 1987 (TD).
- 62 - Emmitt Smith @ Philadelphia, Oct. 31, 1993 (TD).
- 60 - Tony Dorsett vs. Atlanta, Oct. 27, 1985 (TD).
- 60 - Herschel Walker @ New England, Nov. 15, 1987 (TD).
- 60 - Emmitt Smith @ Phoenix, Sept. 22, 1991 (TD).
- 60 - Emmitt Smith @ N.Y. Giants, Sept. 4, 1995 (TD).

LONG FORWARD PASSES

- 95 - Don Meredith to Bob Hayes @ Washington, Nov. 13, 1966 (TD).
- 91 - Roger Staubach to Tony Dorsett vs. Baltimore, Sept. 4, 1978 (TD).
- 90 - Troy Aikman to Alvin Harper @ San Francisco, Nov. 13, 1994.
- 89 - Craig Morton to Bob Hayes @ Kansas City, Oct. 25, 1970 (TD).
- 87 - Troy Aikman to Michael Irvin vs. Phoenix, Sept. 20, 1992 (TD).
- 86 - Craig Morton to Lance Rentzel vs. Philadelphia, Nov. 1, 1970 (TD).
- 86 - Bernie Kosar to Emmitt Smith vs. Phoenix, Nov. 14, 1993.
- 85 - Eddie LeBaron to Amos Marsh @ L.A. Rams, Sept. 30, 1962 (TD).
- 85 - Roger Staubach to Bob Hayes @ N.Y. Giants, Dec. 12, 1971 (TD).
- 84 - Don Meredith to Pete Gent vs. Pittsburgh, Oct. 30, 1966 (TD).
- 84 - Steve Pelluer to Herschel Walker vs. Philadelphia, Dec. 14, 1986 (TD).

LONG PUNTS

- 84 - Ron Widby @ New Orleans, Nov. 3, 1968.
- 75 - Sam Baker @ L.A. Rams, Sept. 30, 1962.
- 75 - Billy Lothridge vs. N.Y. Giants, Oct. 11, 1964.**
- 73 - Danny White vs. L.A. Rams, Oct. 14, 1979.
- 71 - Sam Baker @ N.Y. Giants, Dec. 16, 1962.
- 71 - Billy Lothridge vs. St. Louis, Sept. 12, 1964.**
- 67 - Dave Sherer @ St. Louis, Oct. 23, 1960.
- 64 - Sam Baker vs. N.Y. Giants, Dec. 1, 1963.
- 64 - Mike Saxon vs. Atlanta, Dec. 22, 1991.
- 63 - Mike Saxon @ St. Louis, Sept. 13, 1987.

LONG PUNT RETURNS

- 98 - Dennis Morgan @ St. Louis, Oct. 13, 1974 (TD).**
- 90 - Bob Hayes vs. Pittsburgh, Dec. 8, 1968 (TD).
- 85 - Kelvin Martin @ Philadelphia, Dec. 15, 1991 (TD).
- 83 - Kevin Williams vs. Washington, Nov. 20, 1994 (TD).

Bold denotes rookie



LONG PUNT RETURNS (cont.)

- 79 - Kelvin Martin vs. Washington, Sept. 7, 1992 (TD).
- 74 - Kelvin Martin vs. L.A. Rams, Nov. 15, 1992 (TD).
- 69 - Bob Hayes vs. St. Louis, Nov. 23, 1967 (TD).
- 69 - Mel Renfro vs. Green Bay, Nov. 29, 1964 (TD).**
- 68 - Gary Allen vs. Kansas City, Nov. 20, 1983 (TD).
- 64 - Kevin Williams vs. Miami, Nov. 25, 1993 (TD).**

LONG KICKOFF RETURNS

- 102 - Alexander Wright vs. Atlanta, Dec. 22, 1991 (TD).
- 101 - Amos Marsh vs. Philadelphia, Oct. 14, 1962 (TD).
- 101 - Ike Thomas vs. N.Y. Jets, Dec. 4, 1971 (TD).**
- 100 - Mel Renfro vs. San Francisco, Nov. 7, 1965 (TD).
- 100 - Mark Washington @ Washington, Nov. 22, 1970 (TD).**
- 97 - Thomas Henderson vs. St. Louis, Sept. 28, 1975 (TD).**
- 97 - James Dixon @ Kansas City, Oct. 22, 1989 (TD).**
- 90 - James Dixon @ Green Bay, Oct. 8, 1989.**
- 90 - Alexander Wright vs. N.Y. Giants, Sept. 16, 1990 (TD).**
- 89 - Ike Thomas vs. L.A. Rams, Nov. 25, 1971 (TD).**

LONG INTERCEPTION RETURNS

- 100 - Mike Gaechter vs. Philadelphia, Oct. 14, 1962 (TD).**
- 96 - Dennis Thurman @ Washington, Sept. 6, 1981.
- 94 - Darren Woodson @ Philadelphia, Dec. 4, 1994 (TD).
- 90 - Mel Renfro @ St. Louis, Oct. 4, 1965 (TD).
- 86 - Mike Gaechter vs. Washington, Nov. 3, 1963.
- 79 - Thomas Henderson vs. Tampa Bay, Oct. 2, 1977 (TD).
- 78 - Dennis Thurman @ St. Louis, Nov. 2, 1980 (TD).
- 74 - Jim Ridlon @ N.Y. Giants, Nov. 8, 1964 (TD).
- 68 - Randy Hughes vs. Cincinnati, Sept. 30, 1979.
- 68 - Dextor Clinkscale vs. N.Y. Giants, Sept. 18, 1983 (TD).

LONG FUMBLE RETURNS

- 97 - Chuck Howley @ Atlanta, Oct. 2, 1966 (TD).
- 86 - Michael Downs @ Houston, Dec. 13, 1982 (TD).
- 84 - Don Bishop vs. St. Louis, Oct. 28, 1962 (TD).
- 77 - Jim Jeffcoat vs. Washington, Sept. 24, 1989 (TD).
- 72 - Benny Barnes @ San Francisco, Oct. 11, 1981 (TD).
- 63 - Jim Ridlon vs. Philadelphia, Dec. 6, 1964 (TD).
- 58 - Chuck Howley vs. San Francisco, Nov. 7, 1965.
- 54 - Mike Montgomery vs. Detroit, Oct. 30, 1972 (TD).
- 42 - Bob Lilly @ St. Louis, Dec. 15, 1963 (TD).
- 41 - Bob Lilly @ Washington, Nov. 28, 1965.

LONG RETURNS OF FIELD GOAL ATTEMPTS

- 94 - Jerry Norton @ St. Louis, Dec. 9, 1962 (TD).
- 62 - Ron Fellows vs. New Orleans, Sept. 25, 1983 (TD).
- 60 - Mike Gaechter @ Washington, Nov. 28, 1965 (TD).
- 60 - Obert Logan @ N.Y. Giants, Dec. 19, 1965 (TD).**
- 51 - Bernard Ford @ Philadelphia, Dec. 10, 1989.

Bold denotes rookie



Temperature at Kickoff

Cowboys Warmest Games

DATE	TEAM	W/L	SCORE	TEMPERATURE
9/20/92	Phoenix	W	31-20	99°
9/13/81	St. Louis	W	30-17	98°
9/12/88	at Phoenix	W	17-14	98°
9/12/93	Buffalo	L	10-13	97°
9/16/90	N.Y. Giants	L	7-28	96°
9/21/80	Tampa Bay	W	28-17	95°
10/1/89	N.Y. Giants	L	13-30	94°
9/25/77	N.Y. Giants	W	41-21	93°
9/30/79	Cincinnati	W	38-13	93°
9/19/93	at Phoenix	W	17-10	93°

Playoffs

1/14/96	Green Bay	W	38-27	72°
12/19/76	L.A. Rams	L	12-14	71°
1/21/79	*Pittsburgh	L	31-35	71°
1/17/71	*Baltimore	L	13-16	70°

*at Miami

Cowboys Coldest Games

DATE	TEAM	W/L	SCORE	TEMPERATURE
12/15/63	at St. Louis	W	28-24	16°
12/6/92	at Denver	W	31-27	19°
12/10/95	at Philadelphia	L	17-20	19°
12/16/89	at N.Y. Giants	L	0-15	20°
12/15/68	at N.Y. Giants	W	28-10	21°
12/11/60	at Detroit	L	14-23	22°
12/16/73	at St. Louis	W	30-3	22°
12/19/81	at N.Y. Giants	L	10-13	25°
12/9/61	at St. Louis	L	20-52	26°
12/21/75	at N.Y. Jets	W	31-21	28°

Coldest regular season home game:

11/25/93	Miami	L	14-16	32°
----------	-------	---	-------	-----

Playoffs

12/31/67	at Green Bay	L	17-21	-13°
1/11/81	at Philadelphia	L	7-20	16°
1/7/96	Philadelphia	W	30-11	26°
12/28/75	at Minnesota	W	17-14	27°
12/26/83	L.A. Rams	L	17-27	27°



The Last Time . . .

400 YARDS TOTAL OFFENSE

- By Cowboys** - 474, @ Arizona, 12/25/95
Playoffs - 419, vs. Green Bay, 1/14/96
By Opponents - 448, @ Oakland, 11/19/95
Playoffs - 415, @ San Francisco, 1/17/93

500 YARDS TOTAL OFFENSE

- By Cowboys** - 554, @ Detroit, 9/15/85
Playoffs - 528, vs. L.A. Rams, 12/28/80
By Opponents - 583, @ Houston, 11/10/91
Playoffs - Has never happened

300 YARDS PASSING IN A GAME BY A PLAYER

- By Cowboys** - Troy Aikman, 350, @ Arizona, 12/25/95
Playoffs - Troy Aikman, 380, @ San Francisco, 1/15/95
By Opponents - Elvis Grbac, 305, San Francisco, 11/12/95
Playoffs - Brett Favre, 307, Green Bay, 1/14/96

400 YARDS PASSING IN A GAME BY A PLAYER

- By Cowboys** - Don Meredith, 406, @ San Francisco, 11/13/66
Playoffs - Has never happened
By Opponents - Warren Moon, @ Houston, 432, 11/10/91
Playoffs - Has never happened

4 TOUCHDOWN PASSES IN A GAME BY A PLAYER

- By Cowboys** - Troy Aikman, vs. L.A. Rams, 12/3/89
Playoffs - Troy Aikman, vs. Buffalo, 1/31/93
By Opponents - Brett Favre, Green Bay, 11/24/94
Playoffs - Terry Bradshaw, Pittsburgh, 1/21/79

100 YARDS RUSHING IN A GAME BY A PLAYER

- By Cowboys** - Emmitt Smith, 103, vs. N.Y. Giants, 12/17/95
Playoffs - Emmitt Smith, 150, vs. Green Bay, 1/14/96
By Opponents - Rodney Hampton, 187, vs. N.Y. Giants, 12/17/95
Playoffs - Eric Dickerson, 248, @ L.A. Rams, 1/4/86

200 YARDS RUSHING IN A GAME BY A PLAYER

- By Cowboys** - Emmitt Smith, 237, @ Philadelphia, 10/31/93
Playoffs - Has never happened
By Opponents - Greg Bell, 206, @ Buffalo, 11/18/84
Playoffs - Eric Dickerson, 248, @ L.A. Rams, 1/4/86

3 TOUCHDOWNS RUSHING IN A GAME BY A PLAYER

- By Cowboys** - Emmitt Smith (4,13,8), @ Oakland, 11/19/95
Playoffs - Emmitt Smith (1,5,16), vs. Green Bay, 1/14/96
By Opponents - Cleveland Gary (16,4,1), @ L.A. Rams, 11/18/90
Playoffs - Larry Schreiber (1,1,1), @ San Francisco, 12/23/72

100 YARDS RECEIVING IN A GAME BY A PLAYER

- By Cowboys** - Kevin Williams, 203, @ Arizona, 12/25/95
Playoffs - Michael Irvin, 100, vs. Green Bay, 1/14/96
By Opponents - Larry Centers, 172, @ Arizona, 12/25/95
Playoffs - Robert Brooks, 105, Green Bay, 1/14/96

3 TOUCHDOWN CATCHES IN A GAME BY A PLAYER

- By Cowboys** - Michael Irvin (87,41,4), vs. Phoenix, 9/20/92
Playoffs - Preston Pearson (18,15,19), @ L.A. Rams, 1/14/76
By Opponents - Anthony Miller (11,59,3), Denver, 9/10/95
Playoffs - Has never happened

3 TOUCHDOWNS IN A GAME BY A PLAYER

- By Cowboys** - Emmitt Smith (3 rushing), @ Oakland, 11/19/95
Playoffs - Emmitt Smith (3 rushing), vs. Green Bay, 1/14/96
By Opponents - Anthony Miller (3 receiving), Denver, 9/10/95
Playoffs - Larry Schreiber (3 rushing), @ San Francisco, 12/23/72

4 TOUCHDOWNS IN A GAME BY A PLAYER

- By Cowboys** - Emmitt Smith (4 rushing), @ N.Y. Giants, 9/4/95
Playoffs - Has never happened
By Opponents - Sterling Sharpe (4 receiving), Green Bay, 11/24/94
Playoffs - Has never happened

3 INTERCEPTIONS IN A GAME BY A PLAYER

- By Cowboys** - Dennis Thurman, vs. Philadelphia, 12/13/81
Playoffs - Dennis Thurman, vs. Green Bay, 1/16/83
By Opponents - Roger Wehrli, @ St. Louis, 12/7/75
Playoffs - Has never happened

PUNT RETURNED FOR A TOUCHDOWN

- By Cowboys** - Kevin Williams, 83 yards, vs. Washington, 11/20/94
Playoffs - Golden Richards, 63 yards, vs. Minnesota, 12/30/73
By Opponents - Terance Mathis, 98 yards, @ N.Y. Jets, 11/4/90
Playoffs - Has never happened

KICKOFF RETURNED FOR A TOUCHDOWN

- By Cowboys** - Kevin Williams, 87 yards, vs. Arizona, 10/9/94
Playoffs - Has never happened
By Opponents - Robert Brooks, 95 yards, Green Bay, 10/3/93
Playoffs - Vic Washington, 97 yards, @ San Francisco, 12/23/72

**INTERCEPTION RETURNED FOR A TOUCHDOWN**

- By Cowboys** - Brock Marion, 32 yards, @ Arizona, 12/25/95
Playoffs - Dennis Thurman, 39 yards, vs. Green Bay, 1/16/83
By Opponents - Aeneas Williams, 48 yards, @ Arizona, 12/25/95
Playoffs - Eric Davis, 44 yards, @ San Francisco, 1/15/95

FUMBLE RETURNED FOR A TOUCHDOWN

- By Cowboys** - Russell Maryland, 26 yards, vs. Chicago, 12/27/92
Playoffs - James Washington, 46 yards, vs. Buffalo, 1/30/94
By Opponents - Merton Hanks, 38 yards, San Francisco, 11/12/95
Playoffs - Hugh Green, 60 yards, Tampa Bay, 1/9/83

PUNT BLOCKED

- By Cowboys** - Ken Norton, @ N.Y. Giants, 9/13/92
Playoffs - Darrick Brownlow, @ Chicago, 12/29/91
By Opponents - Dwayne Jiles, @ N.Y. Giants, 12/16/89
Playoffs - Bernardo Harris, Green Bay, 1/14/96

PUNT BLOCKED FOR A TOUCHDOWN

- By Cowboys** - Ken Norton, @ N.Y. Giants, (Robert Williams runs 3 yards), 9/13/92
Playoffs - Has never happened
By Opponents - Miles McPherson, @ San Diego, (Derrie Nelson runs 21 yards), 11/13/83
Playoffs - Has never happened

PUNT BLOCKED FOR A SAFETY

- By Cowboys** - Issiac Holt, vs. Washington, 9/7/92
Playoffs - Has never happened
By Opponents - Ron McGovern, @ Kansas City, 10/22/89
Playoffs - Reggie Harrison, Pittsburgh, 1/18/76

SAFETY SCORED

- By Cowboys** - Issiac Holt, blocked Kelly Goodburn punt out of end zone, vs. Wash., 9/7/92
Playoffs - Randy White, tackled Vince Ferragamo in end zone, vs. L.A. Rams, 12/30/79
By Opponents - Reuben Davis, sacked Troy Aikman in end zone, @ San Diego 10/15/95
Playoffs - Reggie Harrison, Pitt., blocked Mitch Hoopes punt out of end zone, 1/18/76

FIELD GOAL BLOCKED

- By Cowboys** - Leon Lett, @ N.Y. Giants, 9/4/95
Playoffs - Aaron Mitchell, @ Philadelphia, 1/11/81
By Opponents - Joe Johnson, @ New Orleans, 12/19/94
Playoffs - Frank Nunley, @ San Francisco, 1/27/72

BLOCKED FIELD GOAL RETURNED FOR A TOUCHDOWN

- By Cowboys** - Ron Fellows, vs. New Orleans, 62 yards, (blocked by Ed Jones), 9/25/83
Playoffs - Has never happened
By Opponents - William White, @ Detroit, 55 yards, (blocked by Marc Spindler), 10/27/91
Playoffs - Has never happened

PAT KICK MISSED

- By Cowboys** - Chris Boniol, @ San Diego, 10/15/95
Playoffs - Lin Elliott, @ San Francisco, 1/17/93
By Opponents - Fumbled snap, @ Denver, 12/6/92
Playoffs - Jan Stenerud, Green Bay, 1/16/83

PAT KICK BLOCKED

- By Cowboys** - Jim Jeffcoat, @ N.Y. Giants, 12/16/89
Playoffs - Rod Hill, vs. Green Bay, 1/16/83
By Opponents - Shawn Patterson, @ Green Bay, 10/8/89
Playoffs - Carl Eller, Minnesota, 1/1/78

TWO POINT ATTEMPT MADE

- By Cowboys** - Jay Novacek pass from Troy Aikman, @ Minnesota, 9/17/95
Playoffs - Has never happened
By Opponents - Fred Barnett pass from Rodney Peete, @ Philadelphia, 12/10/95
Playoffs - Reggie Johnson pass from Randall Cunningham, Philadelphia, 1/7/95

TWO POINT ATTEMPT FAILED

- By Cowboys** - Troy Aikman pass incomplete, vs. N.Y. Giants, 12/17/95
Playoffs - Has never happened
By Opponents - Steve Bono pass incomplete, Kansas City, 11/23/95
Playoffs - Brett Favre pass incomplete, Green Bay, 1/8/95

50 POINTS SCORED IN A GAME

- By Cowboys** - Dallas 51, Seattle, 7, 11/27/80
Playoffs - Dallas 52, Buffalo 17, 1/31/93
By Opponents - @ Cincinnati 50, Dallas 24, 12/8/85
Playoffs - Has never happened

40 POINTS SCORED IN A GAME

- By Cowboys** - Dallas 42, Green Bay 31, 11/24/94
Playoffs - Dallas 52, Buffalo 17, 1/31/93
By Opponents - Minnesota 43, Dallas 3, 11/13/88
Playoffs - Has never happened

SHUTOUT SCORED IN A GAME

- By Cowboys** - Dallas 35, N.Y. Giants 0, 9/4/95
Playoffs - Dallas 38, Tampa Bay 0, 1/2/82
By Opponents - Philadelphia 24, Dallas 0, 9/15/91
Playoffs - @ L.A. Rams 20, Dallas 0, 1/4/86



Consecutive Winning Seasons

LONGEST WINNING STREAKS OF ALL-TIME

1. New York Yankees (1926-1964).....	39
2. Montreal Canadiens (1951/52-1982/83)	32
*3. Boston Bruins (1967/68-1995/96).....	29
4. DALLAS COWBOYS (1966-1985).....	20
5. Baltimore Orioles (1968-1985).....	18
6. Chicago White Sox (1951-1967).....	17
7. Chicago Black Hawks (1960/61-1975/76).....	16
Los Angeles Raiders (1965-1980).....	16
Boston Red Sox (1967-1982).....	16
Philadelphia Flyers (1972/73-1987/88).....	16
Los Angeles Lakers (1976/77-1991/92).....	16

*Active

THANKSGIVING DAY RECORD

(19-8-1)

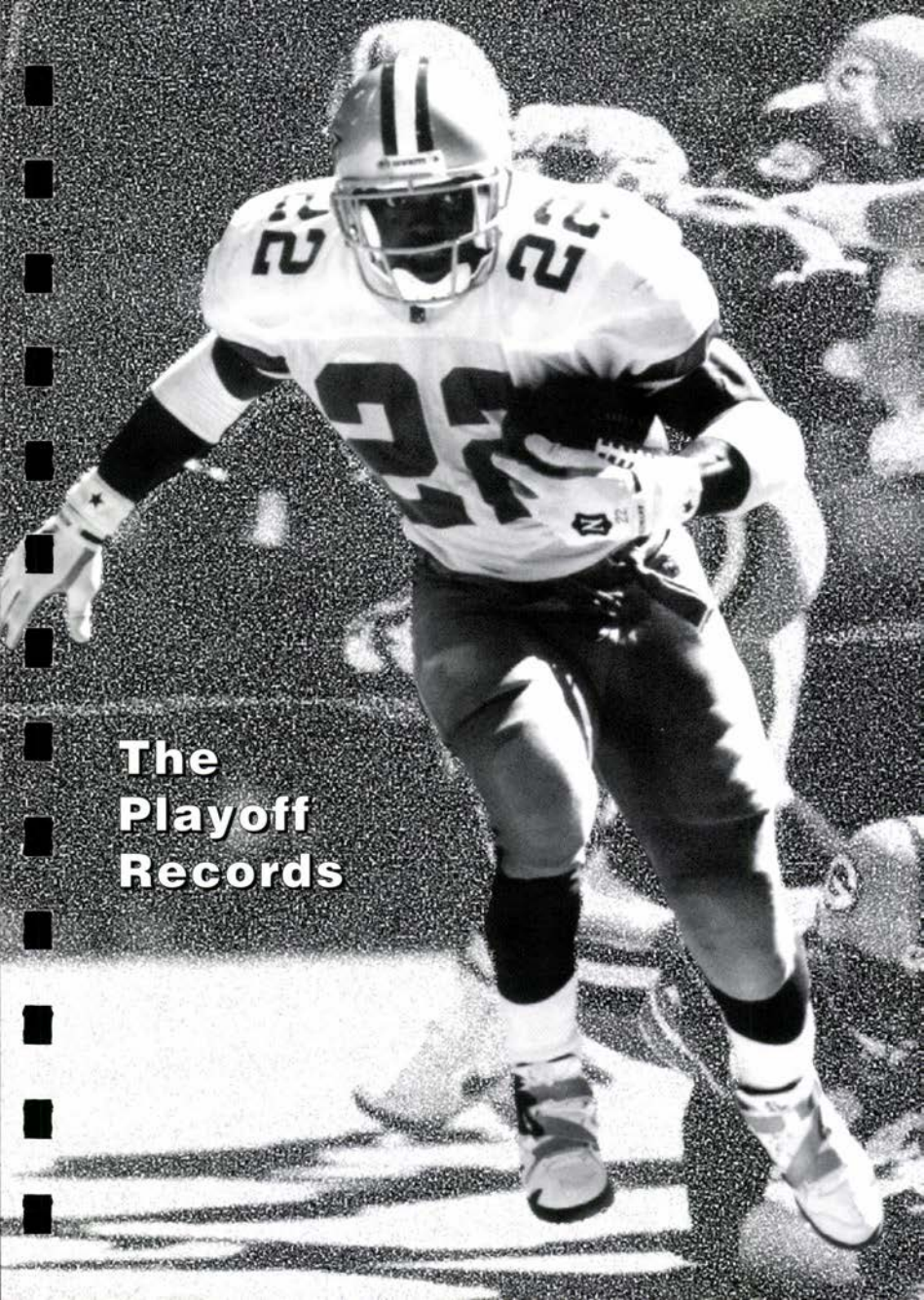
1966 W Cleveland 26-14	1981 W Chicago 10-9
1967 W St. Louis 46-21	1982 W Cleveland 31-14
1968 W Washington 29-20	1983 W St. Louis 35-17
1969 T San Francisco 24-24	1984 W New England 20-17
1970 W Green Bay 16-3	1985 W St. Louis 35-17
1971 W Los Angeles 28-21	1986 L Seattle 31-14
1972 L San Francisco 31-10	1987 L Minnesota 44-38 (OT)
1973 L Miami 14-7	1988 L Houston 25-17
1974 W Washington 24-23	1989 L Philadelphia 27-0
1975 DNP	1990 W Washington 27-17
1976 W St. Louis 19-14	1991 W Pittsburgh 20-10
1977 DNP	1992 W N.Y. Giants 30-3
1978 W Washington 37-10	1993 L Miami 14-16
1979 L Houston 30-24	1994 W Green Bay 42-31
1980 W Seattle 51-7	1995 W Kansas City 24-12

COWBOYS' WON-LOST RECORD

(Regular Season)

Vs. AFC - 58-30	On Thanksgiving Day - 19-8-1
On Monday Night Football - 28-22*	Game After Thanksgiving - 21-7
Week After MNF - 23-22+	On Thursdays - 0-1
On Sunday Night Football - 9-5	(non-Thanksgiving)
(ESPN 1-2) (TNT 3-0)	On Saturdays - 10-9
In Overtime - 8-5	On Fridays - 0-1
In Season Openers - 27-8-1	In Domes - 16-9

*The Cowboys played three Monday night games prior to the creation of ABC-TV Monday Night Football.
 *Four times the Cowboys final game of the season was on a Monday night. Once they followed with a bye.



**The
Playoff
Records**



Cowboys Career Playoff Records

RUSHING

Player	G	Att.	Yds.	Avg.	Long	TD
1. Dorsett, Tony (1977-85).....	17	302	1,383	4.6	53	9
2. Smith, Emmitt (1990-95).....	13	279	1,217	4.4	38	16
3. Newhouse, Robert (1972-83).....	23	174	651	3.7	19	3
4. Thomas, Duane (1970-71).....	6	130	520	4.0	23	4
5. Garrison, Walt (1966-74).....	15	126	493	4.0	19	0
6. Staubach, Roger (1969-79).....	20	76	432	5.7	29	0
7. Hill, Calvin (1969-74).....	8	90	335	3.8	48	2
8. Perkins, Don (1961-68).....	4	66	284	4.0	24	3
9. Springs, Ron (1979-83).....	9	42	201	4.8	32	2
10. Dennison, Doug (1974-78).....	7	38	130	3.4	14	2

RECEIVING

Player	G	No.	Yds.	Avg.	Long	TD
1. Irvin, Michael (1988-95).....	13	74	1,158	15.6	53	8
2. Pearson, Drew (1973-83).....	22	67	1,105	16.5	83t	8
3. Novacek, Jay (1990-95).....	13	62	645	10.4	25	6
4. Hill, Tony (1977-85).....	17	46	618	13.4	49	4
5. Dorsett, Tony (1977-85).....	17	46	403	8.8	32	1
6. Pearson, Preston (1975-80).....	13	43	504	11.7	34	3
7. DuPree, Billy Joe (1973-83).....	22	38	438	11.5	28	4
8. Smith, Emmitt (1990-95).....	13	37	294	7.9	28	2
9. Johnston, Daryl (1989-95).....	13	30	217	7.2	26	0
10. Hayes, Bob (1965-74).....	15	27	425	15.7	86t	3

RUSHING-RECEIVING

Player	G	Rushing	Receiving	Total
1. Dorsett, Tony (1977-85).....	17	1,383	403	1,786
2. Smith, Emmitt (1990-95).....	13	1,217	294	1,511
3. Irvin, Michael (1988-95).....	13	0	1,158	1,158
4. Pearson, Drew (1973-83).....	22	16	1,105	1,121
5. Newhouse, Robert (1972-83).....	23	651	69	720
6. Hill, Tony (1977-85).....	17	-6	618	612

PASSING (Min. 150 Attempts)

Player	G	Att.	Comp.	Pct.	Yds.	TD	Int.	Rating
1. Aikman, Troy (1989-95).....	12	350	239	68.3	3,029	21	9	104.3
2. Staubach, Roger (1969-79).....	20	410	223	54.4	2,791	24	19	76.0
3. White, Danny (1976-88).....	18	360	206	57.2	2,284	15	16	71.6

**THE PLAYOFF RECORDS****SCORING**

Player	G	TD	PAT	FG	Total
1. Smith, Emmitt (1990-95).....	13	18	—	—	108
2. Septien, Rafael (1978-85).....	13	—	40	18	94
3. Dorsett, Tony (1977-85).....	17	10	—	—	60
4. Fritsch, Toni (1971-73, 75).....	7	—	15	12	51
5. Pearson, Drew (1973-83).....	22	8	—	—	48
Irvin, Michael (1988-95).....	13	8	—	—	48
7. Clark, Mike (1968-71, 73).....	8	—	14	9	41
8. Boniol, Chris (1994-95).....	5	—	20	6	38
9. Novacek, Jay (1990-95).....	13	6	—	—	36
10. Herrera, Efen (1974, 1976-77).....	4	—	10	7	31

FIELD GOALS (Min. 10 Made)

Player	G	Att.	Made	Pct.	Long
1. Septien, Rafael (1978-85).....	15	21	18	85.7	50
2. Fritsch, Toni (1971-73, 75).....	7	14	12	85.7	45

PUNTING (Min. 25 Punts)

Player	G	No.	Avg.	Long	Bk
1. Saxon, Mike (1985-92).....	6	26	43.5	57	1
2. Jett, John (1993-95).....	8	29	42.1	57	1
3. Widby, Ron (1968-71).....	8	51	40.1	65	0
4. White, Danny (1976-83).....	17	84	36.6	53	0

PUNT RETURNS (Min. 10)

Player	G	No.	Yds.	Avg.	Long	TD
1. Hayes, Bob (1965-74).....	15	12	151	12.6	68	0
2. Johnson, Butch (1976-83).....	17	19	208	11.0	44	0

KICKOFF RETURNS (Min. 10)

Player	G	No.	Yds.	Avg.	Long	TD
1. Williams, Kevin (1993-95).....	8	20	462	23.1	50	0
2. Harris, Cliff (1970-79).....	21	11	243	22.1	34	0
3. Martin, Kelvin (1987-92).....	5	11	237	21.5	39	0
4. Jones, James (1980-82, 1984-85).....	6	13	267	20.5	33	0
5. Fellows, Ron (1981-85).....	6	11	191	17.4	33	0
6. Johnson, Butch (1976-83).....	17	12	207	17.3	26	0

INTERCEPTIONS

Player	G	No.	Yds.	Avg.	Long	TD
1. Waters, Charlie (1970-78, 80-81).....	25	9	124	13.8	29	0
2. Thurman, Dennis (1978-85).....	13	7	126	18.0	39t	1
3. Harris, Cliff (1970-79).....	21	6	103	17.2	30	0
4. Brown, Larry (1991-95).....	13	5	105	21.0	44	0
5. Howley, Chuck (1961-73).....	11	4	89	22.3	41	0
Lewis, D.D. (1968-81).....	27	4	64	16.0	23	0
Jordan, Lee Roy (1963-76).....	19	4	34	8.5	41	0
Renfro, Mel (1964-77).....	21	4	32	8.0	19	0
9. Washington, James (1990-93).....	8	3	46	15.3	21	0
Everett, Thomas (1992-93).....	6	3	36	12.0	22	0
Walls, Everson (1981-85).....	7	3	20	6.7	20	0
Hughes, Randy (1975-80).....	12	3	1	0.3	1	0
Barnes, Benny (1972-82).....	21	3	0	0.0	0	0



Cowboys Individual Playoff Records

SERVICE

Most Games, Career

- 27 D.D. Lewis, 1968, 1970-81
- 26 Larry Cole, 1968-80
- 25 Charlie Waters, 1970-78, 1980-81

SCORING

POINTS

Career

- 108 Emmitt Smith, 1990-95 (18-td)
- 94 Rafael Septien, 1978-85 (40-pat, 18-fg)
- 60 Tony Dorsett, 1977-85 (10-td)

Game

- 18 Craig Baynham, vs. Cleveland, 12/24/67
- 18 Preston Pearson, @ L.A. Rams, 1/4/76
- 18 Emmitt Smith, vs. Green Bay, 1/14/96

Game, Opponent

- 18 Larry Schreiber, @ S.F., 12/23/72
- 14 Curt Knight, @ Washington, 12/31/72

TOUCHDOWNS

Career

- 18 Emmitt Smith, 1990-95 (16-r, 2-p)
- 10 Tony Dorsett, 1977-85 (9-r, 1-p)
- 8 Drew Pearson, 1973-83 (8-p)
- 8 Michael Irvin, 1988-95 (8-p)

Game

- 3 Craig Baynham, vs. Cleveland, 12/24/67 (2-r, 1-p)
- 3 Preston Pearson, @ L.A. Rams, 1/4/76 (3-p)
- 3 Emmitt Smith, vs. Green Bay 1/14/96 (3-r)

Game, Opponent

- 3 Larry Schreiber, @ S.F., 12/23/72 (3-r)

Most Consecutive Games Scoring Touchdown

- 7 Emmitt Smith, 1993-95 (current)
- 5 Duane Thomas, 1970-71
- 3 Tony Dorsett, 1977-78
- 3 Tony Dorsett, 1981-82
- 3 Emmitt Smith, 1992
- 3 Alvin Harper, 1992-93
- 3 Jay Novacek, 1992-93

POINTS AFTER TOUCHDOWNS

Most Attempted, Career

- 40 Rafael Septien, 1978-86
- 20 Chris Boniol, 1994-95

Most Attempted, Game

- 7 Danny Villanueva, vs. Cleveland, 12/24/67
- 7 Lin Elliott, vs. Buffalo, 1/31/93

Most Made, Career

- 40 Rafael Septien, 1978-86
- 20 Chris Boniol, 1994-95

Most Made, Game

- 7 Danny Villanueva, vs. Cleveland, 12/24/67
- 7 Lin Elliott, vs. Buffalo, 1/31/93

Made, Opponent

- 5 Don Cockroft, vs. Cleveland, 12/28/69
- 5 Roy Gerela, vs. Pittsburgh, 1/21/79
- 5 Eddie Murray, @ Detroit, 1/5/92
- 5 Doug Brien, @ San Francisco, 1/15/95

Most Made, No Misses, Career

- 40 Rafael Septien, 1978-86
- 20 Chris Boniol, 1994-95

FIELD GOALS

Most Attempted, Career

- 21 Rafael Septien, 1978-86
- 14 Toni Fritsch, 1972-76
- 14 Mike Clark, 1968-71, 73

Most Attempted, Game

- 5 Efen Herrera, vs. Denver, 1/15/78
- 4 Mike Clark, @ Cleveland, 12/21/68

Most Attempted, Opponent, Game

- 6 David Ray, vs. L.A. Rams, 12/23/73
- 4 Curt Knight, @ Washington, 12/31/72

Most Made, Career

- 18 Rafael Septien, 1978-86
- 12 Toni Fritsch, 1972-76
- 9 Mike Clark, 1968-71, 73

Most Made, Game

- 3 6 times, last by Chris Boniol vs. Philadelphia, 1/7/96

Most Made, Opponent, Game

- 4 Curt Knight, @ Washington, 12/31/72
- 3 David Ray, vs. L.A. Rams, 12/23/73

Most Consecutive Field Goals Made

- 15 Rafael Septien, 1978-82
- 7 Efen Herrera, 1976-77
- 6 Eddie Murray, 1993

Most Consecutive Games Made

- 7 Toni Fritsch, 1972-76
- 6 Rafael Septien, 1976-78
- 4 Efen Herrera, 1982-83

Longest Field Goal

- 51 Chris Boniol, vs. Philadelphia, 1/7/96
- 50 Rafael Septien, vs. Green Bay, 1/16/83
- 50 Eddie Murray, vs. S.F., 1/23/94

Longest Field Goal, Opponent

- 54 Steve Christie, vs. Buffalo, 1/30/94
- 51 Roy Gerela, vs. Pittsburgh, 1/21/79
- 50 Chris Jacke, vs. Green Bay, 1/8/95

Highest Field Goal Percentage, Career (10 made)

- 85.7 Rafael Septien, 1978-86 (21-18)
- 85.7 Toni Fritsch, 1972-76 (14-12)

SAFETIES

Most, Game

- 1 George Andrie and Jethro Pugh, vs. Detroit, 12/26/70
- 1 Jim Jensen, vs. L.A. Rams, 12/19/76

Most, Opponent, Game

- 1 Alan Page, @ Minnesota, 12/25/71
- 1 Reggie Harrison, vs. Pittsburgh, 1/18/76

RUSHING

ATTEMPTS

Career

- 302 Tony Dorsett, 1977-85
- 279 Emmitt Smith, 1990-95
- 174 Robert Newhouse, 1972-83

Game

- 35 Emmitt Smith, vs. Green Bay, 1/14/96
- 30 Duane Thomas, vs. Detroit, 12/26/70
- 30 Emmitt Smith, vs. Buffalo, 1/30/94

**Opponent, Game**

36	John Riggins, vs. Washington, 1/22/83
34	Eric Dickerson, @ L.A. Rams, 1/4/86
30	Larry Brown, @ Washington, 12/31/72

YARDS GAINED**Career**

1,383	Tony Dorsett, 1977-85
1,217	Emmitt Smith, 1990-95
651	Robert Newhouse, 1972-83

Game

160	Tony Dorsett, vs. L.A. Rams, 12/28/80
150	Emmitt Smith, vs. Green Bay, 1/14/96
143	Duane Thomas, @ San Francisco, 1/3/71

Game, Opponent

248	Eric Dickerson, @ L.A. Rams, 1/4/86
194	Wilbert Montgomery, @ Philadelphia, 1/11/81
140	John Riggins, vs. Washington, 1/22/83

Longest Run

53	Tony Dorsett, @ L.A. Rams, 1/7/79
38	Emmitt Smith, vs. Buffalo, 1/31/93
32	Ron Springs, vs. L.A. Rams, 12/28/80

Longest Run, Opponent

71	James Lofton, vs. Green Bay, 1/16/83 (TD)
55	Wilbert Montgomery, @ Philadelphia, 1/7/79
55	Eric Dickerson, vs. L.A. Rams, 12/26/83 (TD)

Most Games, 100 or More Yards

6	Emmitt Smith, 1991-95
3	Tony Dorsett, 1978-83
2	Duane Thomas, 1970-71

Most Consecutive Games, 100 or More Yards

3	Emmitt Smith, 1992
2	Duane Thomas, 1970-71

AVERAGE GAIN**Career (50 attempts)**

5.68	Roger Staubach, 1969-79 (76-432)
4.58	Tony Dorsett, 1977-85 (302-1,383)
4.36	Emmitt Smith, 1990-95 (279-1,217)

Game (10 attempts)

7.27	Tony Dorsett, vs. L.A. Rams, 12/28/80 (22-160)
6.94	Calvin Hill, @ San Francisco, 12/23/72 (18-125)
6.35	Don Perkins, vs. Green Bay, 1/1/67 (17-108)

TOUCHDOWNS**Career**

16	Emmitt Smith, 1990-95
9	Tony Dorsett, 1977-85
4	Duane Thomas, 1970-71

Game

3	Emmitt Smith, vs. Green Bay, 1/14/96
2	Don Perkins, vs. Cleveland, 12/24/67
2	Craig Baynham, vs. Cleveland, 12/24/67
2	Tony Dorsett, vs. Chicago, 12/26/77
2	Emmitt Smith, vs. Buffalo, 1/30/94
2	Blair Thomas, vs. Green Bay, 1/8/95
2	Emmitt Smith, @ San Francisco, 1/15/95
2	Emmitt Smith, vs. Pittsburgh, 1/28/96

Opponent, Game

3	Larry Schreiber, @ San Francisco, 12/23/72
2	4 times, last by Eric Dickerson, @ L.A. Rams, 1/4/86

Most Consecutive Games Rushing for Touchdown

7	Emmitt Smith, 1993-95 (current)
3	Duane Thomas, 1971-72
3	Tony Dorsett, 1977-78
3	Tony Dorsett, 1981-82
3	Emmitt Smith, 1992

PASSING**ATTEMPTS****Career**

410	Roger Staubach, 1969-79
360	Danny White, 1976-88
350	Troy Aikman, 1989-95

Game

53	Danny White, vs. L.A. Rams, 12/26/83
53	Troy Aikman, @ San Francisco, 1/15/95
45	Danny White, vs. Tampa Bay, 1/9/83

Game, Opponent

50	Jim Kelly, vs. Buffalo, 1/30/94
49	Neil O'Donnell, vs. Pittsburgh, 1/28/96
45	Brett Favre, vs. Green Bay, 1/16/94
45	Steve Young, vs. San Francisco, 1/22/94

COMPLETIONS**Career**

239	Troy Aikman, 1989-95
223	Roger Staubach, 1969-79
206	Danny White, 1976-88

Game

32	Danny White, vs. L.A. Rams, 12/26/83
30	Troy Aikman, @ San Francisco, 1/15/95
28	Troy Aikman, vs. Green Bay, 1/16/94

Opponent, Game

31	Jim Kelly, vs. Buffalo, 1/30/94
29	Erik Kramer, @ Detroit, 1/5/92
28	Brett Favre, vs. Green Bay, 1/16/94
28	Neil O'Donnell, vs. Pittsburgh, 1/28/96

Consecutive Passes Completed

10	Troy Aikman, vs. Pittsburgh, 1/28/96
8	Danny White, vs. Green Bay, 1/16/83
8	Troy Aikman, vs. Buffalo, 1/31/93

COMPLETION PERCENTAGE**Career (150 attempts)**

68.29	Troy Aikman, 1989-95 (239 of 350)
57.22	Danny White, 1976-88 (206 of 360)
54.39	Roger Staubach, 1969-79 (223 of 410)

Game (20 attempts)

76.67	Troy Aikman, vs. Green Bay, 1/8/95 (23 of 30)
75.68	Troy Aikman, vs. Green Bay, 1/16/94 (28 of 37)
73.33	Troy Aikman, vs. Buffalo, 1/31/93 (22 of 30)

YARDS GAINED**Career**

3,029	Troy Aikman, 1989-95
2,791	Roger Staubach, 1969-79
2,284	Danny White, 1976-88

Game

380	Troy Aikman, @ San Francisco, 1/15/95
337	Troy Aikman, vs. Green Bay, 1/8/95
330	Danny White, vs. L.A. Rams, 12/26/83

Game, Opponent

341	Erik Kramer, @ Detroit, 1/5/92
332	Lynn Dickey, vs. Green Bay, 1/16/83
320	Steve Bartkowski, @ Atlanta, 1/4/81

Most Games, 300 or More Passing Yards, Career

4	Troy Aikman, 1991-95
3	Danny White, 1976-88

Longest Pass Completion (All TDs)

94	Troy Aikman (to Harper), vs. Green Bay, 1/8/95
86	Don Meredith (to Hayes), vs. Cleveland, 12/24/67
83	Roger Staubach (to D. Pearson), vs. L.A. Rams, 12/23/73



Opponent, Longest Pass Completion (All TDs except as noted)

- 75 Frank Ryan (to Paul Warfield), vs. Cleveland, 12/24/67
- 75 John Unitas (to John Mackey), vs. Baltimore, 1/17/71
- 75 Doug Williams (to Jimmie Giles), vs. Tampa Bay, 1/2/82 (no TD)

TOUCHDOWNS

Career

- 24 Roger Staubach, 1969-79
- 21 Troy Aikman, 1989-95
- 15 Danny White, 1976-88

Game

- 4 Roger Staubach, @ L.A. Rams, 1/4/76
- 4 Troy Aikman, vs. Buffalo, 1/31/93

Opponent, Game

- 4 Bart Starr, vs. Green Bay, 1/1/67
- 4 Terry Bradshaw, vs. Pittsburgh, 1/21/79

Most Consecutive Games, Touchdown Pass

- 5 Troy Aikman, 1992-93
- 5 Troy Aikman, 1994-95 (current)
- 4 Danny White, 1982-83

HAD INTERCEPTED

Career

- 19 Roger Staubach, 1969-79
- 16 Danny White, 1976-88
- 10 Craig Morton, 1965-74

Game

- 4 Roger Staubach, vs. Minnesota, 12/30/73

Opponent, Game

- 4 Bob Avellini, vs. Chicago, 12/26/77
- 4 Craig Morton, vs. Denver, 1/15/78
- 4 Doug Williams, vs. Tampa Bay, 1/2/82

Most Consecutive Passes Attempted, None Intercepted

- 111 Troy Aikman, 1991-93
- 102 Roger Staubach, 1969-1973
- 74 Troy Aikman, 1994-95 (current)

Most Attempts, No Interceptions, Game

- 34 Troy Aikman, @ San Francisco, 1/17/93
- 33 Troy Aikman, vs. Green Bay, 1/14/96
- 30 Troy Aikman, vs. Buffalo, 1/31/93

Most Attempts, No Interceptions, Opponent

- 38 Erik Kramer, @ Detroit, 1/5/92
- 30 Vince Ferragamo, vs. L.A. Rams, 12/26/83
- 30 Randall Cunningham, vs. Philadelphia, 1/10/93

TIMES SACKED

Game

- 7 Roger Staubach, vs. L.A. Rams, 12/23/73
- 7 Roger Staubach, vs. Pittsburgh, 1/18/76
- 5 5 times, last by Danny White, @ L.A. Rams, 1/4/86

Opponent, Game

- 5 John Hadl, vs. L.A. Rams, 12/23/73
- 5 Ron Jaworski, vs. L.A. Rams, 1/4/76
- 5 Steve Bartkowski, @ Atlanta, 12/30/78
- 5 Randall Cunningham, vs. Philadelphia, 1/10/93

PASS RECEIVING

RECEPTIONS

Career

- 74 Michael Irvin, 1988-95

244

- 67 Drew Pearson, 1973-83
- 62 Jay Novacek, 1990-95

Game

- 12 Michael Irvin, @ San Francisco, 1/15/95
- 11 Jay Novacek, vs. Green Bay, 1/8/95
- 9 Tony Hill, vs. L.A. Rams, 12/26/83
- 9 Michael Irvin, vs. Green Bay, 1/16/94

Opponent, Game

- 10 Andre Hastings, vs. Pittsburgh, 1/28/96
- 9 Tom Waddle, @ Chicago, 12/29/91
- 9 Edgar Bennett, vs. Green Bay, 1/16/94

Most Consecutive Games, Pass Reception

- 22 Drew Pearson, 1973-83
- 13 Michael Irvin, 1991-95 (current)
- 13 Jay Novacek, 1991-95 (current)

YARDS

Career

- 1,158 Michael Irvin, 1988-95
- 1,105 Drew Pearson, 1973-83
- 655 Alvin Harper, 1991-94

Game

- 192 Michael Irvin, @ San Francisco, 1/15/95
- 144 Bob Hayes, vs. Cleveland, 12/24/67
- 142 Tony Hill, @ L.A. Rams, 1/16/83

Game, Opponent

- 161 Lynn Swann, vs. Pittsburgh, 1/18/76
- 152 Andre Reed, vs. Buffalo, 1/31/93
- 146 Charlie Taylor, vs. Washington, 12/31/72

Longest Pass Reception (All TDs)

- 94 Alvin Harper (from Aikman), vs. Green Bay, 1/8/95
- 86 Bob Hayes (from Meredith), vs. Cleveland, 12/24/67
- 83 Drew Pearson (from Staubach), vs. L.A. Rams, 12/23/73

Most Games, 100 or More Yards Receiving, Career

- 5 Michael Irvin, 1991-95
- 2 Tony Hill, 1977-86

AVERAGE GAIN

Career (20 receptions)

- 27.29 Alvin Harper, 1991-94 (24-655)
- 16.49 Drew Pearson, 1973-83 (67-1,105)
- 15.76 Butch Johnson, 1976-83 (25-394)

Game (3 receptions)

- 39.00 Alvin Harper, @ San Francisco, 1/17/93 (3-117)
- 28.80 Bob Hayes, vs. Cleveland, 12/24/67 (5-144)
- 25.33 Bob Hayes, @ Minnesota, 1/5/69 (3-76)

TOUCHDOWNS

Career

- 8 Drew Pearson, 1973-83
- 8 Michael Irvin, 1988-95
- 6 Jay Novacek, 1990-95

Game

- 3 Preston Pearson, @ L.A. Rams, 1/4/76

Game, Opponent

- 2 7 times, last by Robert Brooks, vs. Green Bay, 1/14/96

Most Consecutive Games, Touchdown

- 3 Alvin Harper, 1992-93
- 3 Jay Novacek, 1992-93
- 3 Michael Irvin, 1994-95

**RUSHING-RECEIVING****ATTEMPTS**

Career	
348	Tony Dorsett, 1977-85 (302-ru, 46-re)
316	Emmitt Smith, 1990-95 (279-ru, 37-re)

Game	
37	Emmitt Smith, vs. Green Bay, 1/14/96 (35-ru, 2-re)
34	Emmitt Smith, vs. Buffalo, 1/30/94 (ru-30, re-4)
30	Tony Dorsett, vs. Green Bay, 1/16/83 (ru-27, re-3)

YARDS

Game	
192	Michael Irvin, @ San Francisco, 1/15/95 (re-192)
188	Tony Dorsett, vs. L.A. Rams, 12/28/80 (ru-160, re-28)
173	Emmitt Smith, @ San Francisco, 1/17/93 (ru-114, re-59)

PUNTING**PUNTS**

Career	
84	Danny White, 1976-85
51	Ron Widby, 1968-71
29	John Jett, 1993-95

Game	
9	Ron Widby, vs. Baltimore, 1/17/71
8	5 times, last by Danny White, vs. L.A. Rams, 12/30/79

Game, Opponent	
8	Donny Anderson, @ Green Bay, 12/31/67
8	Herman Weaver, vs. Detroit, 12/26/70
8	Neil Clabo, @ Minnesota, 1/1/78
8	Tom Hutton, vs. Philadelphia, 1/7/96

Longest Punt	
65	Ron Widby, vs. Detroit, 12/26/70
60	Ron Widby, vs. San Francisco, 1/2/72
59	Marv Bateman, @ San Francisco, 12/23/72

Longest Punt, Opponent	
64	Dave Chapple, vs. L.A. Rams, 12/23/73
62	Craig Henrich, vs. Green Bay, 1/8/95
61	Herman Weaver, vs. Detroit, 12/26/70

AVERAGE GROSS YARDS

Career	
43.5	Mike Saxon, 1985-92
42.1	John Jett, 1993-95
40.1	Ron Widby, 1968-71

Game (4 punts)	
46.9	Mike Saxon, @ L.A. Rams, 1/4/86 (7-328)
46.7	Marv Bateman, vs. L.A. Rams, 12/23/73 (7-327)
45.8	John Jett, vs. Green Bay, 1/8/95 (4-183)
45.8	John Jett, vs. Green Bay, 1/14/96 (4-183)

Game, Opponent (4 punts)	
48.8	Herman Weaver, vs. Detroit, 12/26/70 (8-391)
45.5	Klaus Wilmsmeyer, vs. San Francisco, 1/23/94 (4-182)
44.8	Rohn Stark vs. Pittsburgh, 1/28/96 (4-179)

HAD BLOCKED

Career	
1	Mike Saxon, 1986-1992
1	John Jett, 1993-95

Most Consecutive Punts, None Blocked

84	Danny White, 1976-83
60	Ron Widby, 1968-72
24	Marv Bateman, 1972-75

INSIDE 20

Career	
21	Danny White, 1976-83
9	Ron Widby, 1968-72
7	John Jett, 1993-95
Game	
3	4 times, last by Danny White, vs. L.A. Rams, 12/30/79

PUNT RETURNS**RETURNS**

Career	
19	Butch Johnson, 1976-83
12	Bob Hayes, 1965-74
Game	
5	James Jones, vs. L.A. Rams, 12/28/80
5	Ron Fellows, vs. Tampa Bay, 1/9/83
4	6 times, last by Gordon Banks, 1/4/86 @ L.A. Rams
Game, Opponent	
6	John Sciarra, @ Philadelphia, 1/11/81
5	Lem Barney, vs. Detroit, 12/26/70

FAIR CATCHES

Career	
10	Bob Hayes, 1966-72
9	Lance Rentzel, 1967-69
Game	
4	Lance Rentzel, @ Cleveland, 12/21/68
4	Cliff Harris, @ San Francisco, 12/23/72
3	Lance Rentzel, @ Green Bay, 12/31/67
3	Golden Richards, vs. Pittsburgh, 1/18/76
3	Gordon Banks, @ L.A. Rams, 1/4/86
Game, Opponent	
4	Bobby Bryant, @ Minnesota, 12/25/71
3	Bobby Bryant, vs. Minnesota, 12/30/73

YARDS GAINED

Career	
208	Butch Johnson, 1976-83
151	Bob Hayes, 1965-74
Game	
141	Bob Hayes, vs. Cleveland, 12/24/67
81	James Jones, vs. L.A. Rams, 12/20/80
64	Butch Johnson, vs. L.A. Rams, 12/19/76
Game, Opponent	
95	Bobby Bryant, vs. Minnesota, 1/5/69
69	John Sciarra, @ Philadelphia, 1/11/81
59	Reggie Brooks, vs. Green Bay, 1/16/94
Longest Punt Return	
68	Bob Hayes, vs. Cleveland, 12/24/67
63	Golden Richards, vs. Minnesota, 12/30/73 (TD)
44	Butch Johnson, vs. L.A. Rams, 12/19/76
Longest Punt Return, Opponent	
81	Bobby Bryant, vs. Minnesota, 1/5/69 (TD)
43	Reggie Brooks, vs. Green Bay, 1/16/94
39	Antonio Freeman, vs. Green Bay, 1/14/96



AVERAGE YARDAGE

Career (10 returns)

- 12.6 Bob Hayes, 1965-74 (12-151)
- 11.0 Butch Johnson, 1976-83 (19-208)

Game (3 returns)

- 47.0 Bob Hayes, vs. Cleveland, 12/24/67 (3-141)
- 16.2 James Jones, vs. L.A. Rams, 12/20/80 (5-81)
- 16.0 Butch Johnson, vs. L.A. Rams, 12/19/76 (4-64)

Game, Opponents (3 returns)

- 13.5 Antonio Freeman, vs. Green Bay, 1/14/96 (4-54)
- 13.0 Jim Bertelsen, vs. L.A. Rams, 1/23/73 (4-52)
- 11.5 John Sciarra, @ Philadelphia, 1/11/81 (6-69)

TOUCHDOWNS

Game

- 1 Bob Hayes, vs. Cleveland, 12/24/67
- 1 Golden Richards, vs. Minnesota, 12/30/73

Game, Opponent

None

KICKOFF RETURNS

RETURNS

Career

- 20 Kevin Williams, 1993-95
- 13 James Jones, 1980-82, 1984-85
- 12 Butch Johnson, 1976-83

Game

- 6 Kevin Williams, @ San Francisco, 1/15/95
- 5 Mel Renfro, vs. Green Bay, 1/1/67
- 4 8 times, last by Kevin Williams, vs. Green Bay, 1/14/96

Game, Opponent

- 7 Del Rodgers, vs. Green Bay, 1/16/83
- 7 Antonio Freeman, vs. Green Bay, 1/14/96

YARDS

Career

- 462 Kevin Williams, 1993-95
- 267 James Jones, 1980-82, 1984-85
- 243 Cliff Harris, 1970-79

Game

- 130 Kevin Williams, @ San Francisco, 1/15/95
- 124 Mel Renfro, vs. Green Bay, 1/1/67
- 118 Rod Hill, vs. Green Bay, 1/9/83

Game, Opponent

- 148 Del Rodgers, vs. Green Bay, 1/16/83
- 148 Antonio Freeman, vs. Green Bay, 1/14/96
- 136 Vic Washington, vs. San Francisco, 12/23/72

Longest Kickoff Return

- 89 Rod Hill, vs. Green Bay, 1/9/83
- 50 Kevin Williams, vs. Buffalo, 1/30/94
- 48 Thomas Henderson, vs. Pittsburgh, 1/18/76

Longest Kickoff Return, Opponent

- 97 Vic Washington, vs. San Francisco, 12/23/72 (TD)
- 67 Rick Upchurch, vs. Denver, 1/15/78
- 61 Clinton Jones, @ Minnesota, 12/25/71

AVERAGE YARDAGE

Career

- 23.1 Kevin Williams, 1993-95 (20-462)
- 22.1 Cliff Harris, 1970-79 (11-243)
- 21.5 Kelvin Martin, 1987-92 (11-237)

Game (3 returns)

- 39.3 Rod Hill, vs. Green Bay, 1/9/83 (3-118)

246

- 29.3 Kevin Williams, vs. Green Bay, 1/8/95 (3-88)
- 24.8 Mel Renfro, vs. Green Bay, 1/1/67 (5-118)

Game, Opponent (3 returns)

- 45.3 Vic Washington, vs. San Francisco, 12/23/72 (3-136)
- 31.3 Rick Upchurch, vs. Denver, 1/15/78 (3-94)

TOUCHDOWNS

Game

None

Game, Opponent

- 1 Vic Washington, vs. San Francisco, 12/23/72

INTERCEPTIONS BY

Career

- 9 Charlie Waters, 1970-78, 80-81
- 7 Dennis Thurman, 1978-85
- 6 Cliff Harris, 1970-79

Game

- 3 Charlie Waters, vs. Chicago, 12/26/77
- 3 Dennis Thurman, vs. Green Bay, 1/16/83
- 7 times, last by Larry Brown, vs. Pittsburgh, 1/28/96

Game, Opponent

- 2 Skip Vanderhurd, @ San Francisco, 12/23/72
- 2 Bobby Bryant, vs. Minnesota, 12/30/73
- 2 Eric Davis, @ San Francisco, 1/15/95

Most Consecutive Games Intercept Pass

- 3 Mel Renfro, 1970
- 3 Randy Hughes, 1977-78

YARDS GAINED

Career

- 126 Dennis Thurman, 1978-85
- 124 Charlie Waters, 1970-78, 80-81
- 105 Larry Brown, 1991-95

Game

- 77 Larry Brown, vs. Pittsburgh, 1/28/96
- 68 Thomas Henderson, @ L.A. Rams, 1/7/79
- 60 Cornell Green, vs. Cleveland, 1/24/67

Game, Opponent

- 94 LeRoy Irvin, vs. L.A. Rams, 12/26/83
- 88 Walt Sumner, vs. Cleveland, 12/28/69
- 63 Bobby Bryant, vs. Minnesota, 12/30/73

Longest Return (all TDs except as noted)

- 68 Thomas Henderson, @ L.A. Rams, 1/7/79
- 60 Cornell Green, vs. Cleveland, 1/24/67
- 44 Larry Brown, vs. Pittsburgh, 1/28/96 (no TD)

Longest Return, Opponents

(all TDs except as noted)

- 94 LeRoy Irvin, vs. L.A. Rams, 12/26/83 (no TD)
- 88 Walt Sumner, vs. Cleveland, 12/28/64
- 63 Bobby Bryant, vs. Minnesota, 12/30/73

FUMBLES

OPPONENTS' FUMBLES RECOVERED

Career

- 4 Cliff Harris, 1970-79
- 3 Charlie Waters, 1970-78, 1980-81

Game

- 2 Charlie Waters, vs. Detroit, 12/26/70
- 2 Harvey Martin, vs. Minnesota, 1/1/78
- 2 Randy Hughes, vs. Denver, 1/15/78
- 2 Jimmie Jones, vs. Buffalo, 1/31/93

**Longest Fumble Returns
(All TDs except as noted)**

- 64 Leon Lett, vs. Buffalo, 1/31/93 (no TD)
 46 James Washington, vs. Buffalo, 1/30/94
 44 Chuck Howley, @ Cleveland, 12/21/68

Longest Fumble Returns, Opponent (All TDs)

- 60 Hugh Green, vs. Tampa Bay, 1/9/83
 18 Jim Grabowski, vs. Green Bay, 1/1/67

**OPPONENTS' FUMBLE
RETURNED FOR TOUCHDOWNS****Career**

- 1 George Andrie, 1962-72
 1 Chuck Howley, 1961-73
 1 Mike Hegman, 1976-88
 1 Ken Norton, 1989-93
 1 Jimmie Jones, 1990-93
 1 James Washington, 1990-93

SACKS**TOTAL SACKS****Game**

- 3 Tony Casillas, @ San Francisco, 1/17/93

Game, Opponent

- 3 Gary Jeter, @ L.A. Rams, 1/4/86

BLOCKED KICKS**BLOCKED PUNTS****Game**

- 1 Darrick Brownlow, vs. Chicago, 12/29/91

Game, Opponent

- 1 Steve Tasker, vs. Buffalo, 1/31/93
 1 Bernardo Harris, vs. Green Bay, 1/14/96

Cowboys Team Playoff Records**SINGLE GAME****SCORING****Most Points**

- 52 vs. Cleveland, 12/24/67
 (Dallas 52, Cleveland 14)
 52 vs. Buffalo, 1/31/93 (Dallas 52, Buffalo 17)

Most Points, Opponent

- 38 vs. Cleveland, 12/28/69
 (Cleveland 38, Dallas 14)
 38 @ Detroit, 1/5/92 (Detroit 38, Dallas 6)
 38 @ San Francisco, 1/15/95 (San Francisco
 38, Dallas 28)

Fewest Points

- 0 @ L.A. Rams, 1/4/86 (L.A. Rams 20, Dallas 0)

Fewest Points, Opponent

- 0 vs. Detroit, 12/26/70 (Dallas 5, Detroit 0)
 0 @ L.A. Rams, 1/7/79 (Dallas 28, L.A. Rams 0)
 0 vs. Tampa Bay, 1/2/82
 (Dallas 38, Tampa Bay 0)

Most Decisive Win

- 38 vs. Tampa Bay, 1/2/82
 (Dallas 38, Tampa Bay 0)
 38 vs. Cleveland, 12/24/67
 (Dallas 52, Cleveland 14)

Most Decisive Loss

- 32 @ Detroit, 1/5/92 (Detroit 38, Dallas 6)

Most Points, Both Teams

- 69 vs. Buffalo, 1/31/93 (Dallas 52, Buffalo 17)
 66 vs. Cleveland, 12/24/67 (Dallas 52,
 Cleveland 14)
 66 vs. Pittsburgh, 1/21/79 (Pittsburgh 35,
 Dallas 31)
 66 @ San Francisco, 1/15/95 (San Francisco
 38, Dallas 28)

FIRST DOWNS**Most First Downs**

- 29 vs. L.A. Rams, 12/28/80
 29 vs. Green Bay, 1/9/83
 29 @ San Francisco, 1/15/95

Most First Downs, Opponent

- 26 @ San Francisco, 1/10/82

- 26 @ Chicago, 12/29/91
 25 vs. Pittsburgh, 1/28/96

Most First Downs, Both Teams

- 48 @ San Francisco, 1/17/93
 48 @ San Francisco, 1/15/95

Fewest First Downs

- 8 @ Washington, 12/31/72

Fewest First Downs, Opponent

- 7 vs. Detroit, 12/26/70

Fewest First Downs, Both Teams

- 21 vs. Detroit, 12/26/70

Most First Downs, Rushing

- 19 vs. L.A. Rams, 12/28/80

Most First Downs, Rushing, Opponent

- 14 vs. Minnesota, 12/30/73

Fewest First Downs, Rushing

- 2 @ Washington, 1/22/83

Fewest First Downs, Rushing, Opponent

- 1 @ L.A. Rams, 1/4/76

Most First Downs, Passing

- 20 vs. L.A. Rams, 12/26/83

Most First Downs, Passing, Opponent

- 19 @ Detroit, 1/5/92

Fewest First Downs, Passing

- 3 vs. Detroit, 12/26/70
 3 @ Washington, 12/31/72

Fewest First Downs, Passing, Opponent

- 1 vs. Denver, 1/15/78

Most First Downs, Penalty

- 3 vs. Green Bay, 1/8/95
 3 @ San Francisco, 1/15/95

Most First Downs, Penalty, Opponent

- 4 vs. Baltimore, 1/17/71
 4 vs. Buffalo, 1/31/93

**NET YARDS GAINED
RUSHING AND PASSING****Most Yards Gained**

- 528 vs. L.A. Rams, 12/28/80
 456 vs. Tampa Bay, 1/9/83



Most Yards Gained, Opponent

466 vs. Green Bay, 1/6/83

Most Yards Gained, Both Teams

841 vs. Green Bay, 1/6/83

Fewest Yards Gained

153 vs. Minnesota, 12/30/73

Fewest Yards Gained, Opponent

118 @ L.A. Rams, 1/4/76

Fewest Yards Gained, Both Teams

387 vs. Detroit, 12/26/70

RUSHING

ATTEMPTS

Most Rushing Attempts

51 @ San Francisco, 1/3/71

Most Rushing Attempts, Opponent

49 vs. L.A. Rams, 12/19/76

Fewest Rushing Attempts

18 @ L.A. Rams, 1/4/86

Fewest Rushing Attempts, Opponent

12 vs. Green Bay, 1/14/96

13 vs. Green Bay, 1/16/94

YARDS

Most Yards Gained Rushing

338 vs. L.A. Rams, 12/28/80

252 vs. Miami, 1/16/72

Most Yards Gained Rushing, Opponent

269 @ L.A. Rams, 1/4/86

Most Yards Gained Rushing, Both Teams

430 vs. L.A. Rams, 12/28/80

Fewest Yards Gained Rushing

56 vs. Pittsburgh, 1/28/96

61 @ L.A. Rams, 1/4/86

Fewest Yards Gained Rushing, Opponent

22 vs. L.A. Rams, 1/4/76

Fewest Yards Gained Rushing, Both Teams

127 vs. Minnesota, 1/5/69

PASSING

ATTEMPTS

Most Passes Attempted

53 vs. L.A. Rams, 12/26/83

53 @ San Francisco, 1/15/95

Most Passes Attempted, Opponent

50 vs. Buffalo, 1/30/94

Most Passes Attempted, Both Teams

84 vs. L.A. Rams, 12/26/83

Fewest Passes Attempted

14 @ Minnesota, 12/25/71

14 vs. Chicago, 12/24/77

Fewest Passes Attempted, Opponent

18 @ Washington, 12/31/72

Fewest Passes Attempted, Both Teams

38 vs. Detroit, 12/26/70

COMPLETIONS

Most Passes Completed

32 vs. L.A. Rams, 12/26/83

Most Passes Completed, Opponent

31 vs. Buffalo, 1/30/94

Most Passes Completed, Both Teams

56 vs. Green Bay, 1/16/94

Fewest Passes Completed

4 vs. Detroit, 12/26/70

Fewest Passes Completed, Opponent

6 @ L.A. Rams, 1/4/86

Fewest Passes Completed, Both Teams

11 vs. Detroit, 12/26/70

YARDS

Most Yards Gained Passing

352 @ San Francisco, 1/15/95

310 @ Atlanta, 1/4/81

Most Yards Gained Passing, Opponent

337 @ Detroit, 1/5/92

Most Yards Gained Passing, Both Teams

611 vs. Green Bay, 1/16/94

Fewest Yards Gained, Passing

22 vs. Detroit, 12/26/70

Fewest Yards Gained, Passing, Opponent

35 vs. Denver, 1/15/78

Fewest Yards Gained, Passing, Both Teams, Game

102 vs. Detroit, 12/26/70

SACKS

TOTAL SACKS

Most Sacks

8 @ Green Bay, 12/31/67

Most Sacks, Opponent

7 vs. L.A. Rams, 12/23/73

7 vs. Pittsburgh, 1/18/76

SACK YARDAGE

Most Sack Yardage

76 @ Green Bay, 12/31/67

Most Sack Yardage, Opponent

52 vs. Pittsburgh, 1/21/79

INTERCEPTIONS

TOTAL INTERCEPTIONS

Most Interceptions

5 @ L.A. Rams, 1/7/79

Most Interceptions, Opponent

4 @ Cleveland, 12/21/68

4 vs. Minnesota, 12/30/73

YARDS

Most Yards

123 @ L.A. Rams, 1/7/79

Most Yards, Opponent

123 vs. Cleveland, 12/28/69

PUNTING

TOTAL PUNTS

Most Punts

9 vs. Baltimore, 1/17/71

Most Punts, Opponent

8 @ Green Bay, 12/31/67

8 vs. Detroit, 12/26/70

8 vs. Minnesota, 1/1/78

8 vs. Philadelphia, 1/7/96

Fewest Punts

1 @ San Francisco, 1/15/95

2 vs. Cleveland, 12/24/67

2 vs. L.A. Rams, 12/28/80

**Fewest Punts, Opponent**

- 1 vs. Cleveland, 12/28/69
- 1 @ Chicago, 12/29/91
- 1 @ San Francisco, 1/17/93

AVERAGE YARDAGE**Highest Average Distance, Punting (4 punts)**

- 46.9 @ L.A. Rams, 1/4/86

Highest Average Distance, Punting, Opponent (4 punts)

- 48.8 vs. Detroit, 12/26/70

PUNT RETURNS**TOTAL RETURNS****Most Punt Returns**

- 5 vs. Minnesota, 1/1/78
- 5 vs. L.A. Rams, 12/28/80
- 5 vs. Tampa Bay, 1/9/83

Most Punt Returns, Opponent

- 6 vs. Detroit, 12/26/70
- 6 @ Philadelphia, 1/11/81

YARDS GAINED**Most Yards, Punt Returns**

- 155 vs. Cleveland, 12/24/67

Most Yards, Punt Returns, Opponent

- 69 @ Philadelphia, 1/11/81

KICKOFF RETURNS**TOTAL RETURNS****Most Kickoff Returns**

- 7 @ San Francisco, 1/15/95
- 6 5 times, last @ Detroit, 1/15/92

Most Kickoff Returns, Opponent

- 8 @ L.A. Rams, 1/4/76
- 8 vs. Chicago, 12/26/77

YARDS GAINED**Most Yards, Kickoff Returns**

- 173 vs. Green Bay, 1/16/83

Most Yards, Kickoff Returns, Opponent

- 188 @ Minnesota, 12/25/71

FUMBLES**TOTAL FUMBLES****Most Fumbles**

- 6 vs. Atlanta, 12/30/78
- 6 vs. Denver, 1/15/78

Most Fumbles, Opponent

- 8 vs. Buffalo, 1/31/93

FUMBLES LOST**Most Fumbles Lost**

- 3 @ San Francisco, 12/23/72
- 3 vs. Atlanta, 12/28/78
- 3 @ L.A. Rams, 1/4/86

Most Fumbles Lost, Opponent

- 5 vs. Buffalo, 1/31/93

PENALTIES**TOTAL PENALTIES****Most Penalties**

- 12 vs. Denver, 1/15/78

Most Penalties, Opponent

- 11 vs. Green Bay, 1/14/96
- 10 vs. Tampa Bay, 1/2/82

Fewest Penalties

- 2 8 times, last @ Chicago, 12/29/91

Fewest Penalties, Opponent

- 0 vs. Detroit, 12/26/70
- 0 vs. Miami, 1/16/72
- 0 vs. Pittsburgh, 1/18/76

YARDS PENALIZED**Most Yards Penalized**

- 133 vs. Baltimore, 1/17/71

Most Yards Penalized, Opponent


- 94 @ L.A. Rams, 1/19/76

Fewest Yards Penalized

- 10 vs. Cleveland, 12/24/67
- 10 @ Minnesota, 12/25/71

Fewest Yards Penalized, Opponent

- 0 vs. Detroit, 12/26/70
- 0 vs. Miami, 1/16/72
- 0 vs. Pittsburgh, 1/18/76



All Pro Jay Novacek is the most prolific pass-catching tight end in Cowboys' history.



Cowboys Big Days/Playoffs

100 YARD RUSHING GAMES

160 yards — Tony Dorsett vs. L.A. Rams	December 28, 1980
150 yards — Emmitt Smith vs. Green Bay	January 14, 1996
143 yards — Duane Thomas @ San Francisco	January 3, 1971
135 yards — Duane Thomas vs. Detroit	December 26, 1970
132 yards — Emmitt Smith vs. Buffalo	January 30, 1994
125 yards — Calvin Hill @ San Francisco	December 23, 1972
114 yards — Emmitt Smith vs. Philadelphia	January 10, 1993
114 yards — Emmitt Smith @ San Francisco	January 17, 1993
110 yards — Tony Dorsett vs. Tampa Bay	January 9, 1983
108 yards — Don Perkins vs. Green Bay	January 1, 1967
108 yards — Emmitt Smith vs. Buffalo	January 31, 1993
105 yards — Emmitt Smith @ Chicago	December 29, 1991
101 yards — Tony Dorsett @ L.A. Rams	January 7, 1979

300 YARD PASSING GAMES

380 yards — Troy Aikman @ San Francisco	January 15, 1995
337 yards — Troy Aikman vs. Green Bay	January 8, 1995
330 yards — Danny White vs. L.A. Rams	December 26, 1983
322 yards — Danny White @ Atlanta	January 4, 1981
322 yards — Troy Aikman @ San Francisco	January 17, 1993
312 yards — Danny White vs. Tampa Bay	January 9, 1983
302 yards — Troy Aikman vs. Green Bay	January 16, 1994

100 YARD RECEIVING GAMES

192 yards — Michael Irvin @ San Francisco	January 15, 1995
144 yards — Bob Hayes vs. Cleveland	December 24, 1967
142 yards — Tony Hill vs. Green Bay	January 16, 1983
136 yards — Billy Parks @ San Francisco	December 23, 1972
126 yards — Michael Irvin vs. Green Bay	January 16, 1994
124 yards — Kevin Williams vs. Philadelphia	January 7, 1996
123 yards — Preston Pearson @ L.A. Rams	January 4, 1976
117 yards — Alvin Harper @ San Francisco	January 17, 1993
115 yards — Tony Hill vs. L.A. Rams	December 26, 1983
114 yards — Michael Irvin vs. Buffalo	January 31, 1993
111 yards — Michael Irvin vs. Green Bay	January 8, 1995
108 yards — Alvin Harper vs. Green Bay	January 8, 1995
104 yards — Jay Novacek vs. Green Bay	January 8, 1995
102 yards — Frank Clarke vs. Green Bay	January 1, 1967
100 yards — Michael Irvin vs. Green Bay	January 14, 1996



Cowboys Longest Plays/Playoffs

LONG RUNS FROM SCRIMMAGE

53 yards	— Tony Dorsett @ L.A. Rams	January 7, 1979
48 yards	— Calvin Hill @ San Francisco	December 23, 1972
38 yards	— Emmitt Smith vs. Buffalo	January 31, 1993
32 yards	— Ron Springs vs. L.A. Rams	December 28, 1980
29 yards	— Roger Staubach vs. Washington	December 31, 1972
29 yards	— Tony Dorsett vs. Pittsburgh	January 21, 1979
*23 yards	— Don Perkins vs. Green Bay (TD)	January 1, 1967
*23 yards	— Emmitt Smith vs. Philadelphia (TD)	January 10, 1993

*longest touchdown run

LONG FORWARD PASS

94 yards	— Troy Aikman to Alvin Harper vs. Green Bay (TD)	January 8, 1995
86 yards	— Don Meredith to Bob Hayes vs. Cleveland (TD)	December 24, 1967
83 yards	— Roger Staubach to Drew Pearson vs. L.A. Rams (TD)	December 23, 1973
70 yards	— Troy Aikman to Alvin Harper @ San Francisco	January 17, 1993
68 yards	— Don Meredith to Frank Clarke vs. Green Bay (TD)	January 1, 1967

LONG PUNT RETURNS

68 yards	— Bob Hayes vs. Cleveland	December 24, 1967
63 yards	— Golden Richards vs. Minnesota (TD)	December 30, 1973
44 yards	— Butch Johnson vs. L.A. Rams	December 19, 1976
43 yards	— James Jones vs. L.A. Rams	December 28, 1980

LONG KICKOFF RETURNS

89 yards	— Rod Hill vs. Green Bay	January 16, 1983
50 yards	— Kevin Williams vs. Buffalo	January 30, 1994
48 yards	— Thomas Henderson vs. Pittsburgh	January 18, 1976
39 yards	— Kelvin Martin vs. Philadelphia	January 10, 1993
39 yards	— Kevin Williams vs. Green Bay	January 8, 1995

LONG INTERCEPTION RETURNS

68 yards	— Thomas Henderson @ L.A. Rams (TD)	January 7, 1979
60 yards	— Cornell Green vs. Cleveland (TD)	December 24, 1967
44 yards	— Larry Brown vs. Pittsburgh	January 28, 1996
39 yards	— Dennis Thurman vs. Green Bay (TD)	January 16, 1983

LONG FUMBLE RETURNS

64 yards	— Leon Lett vs. Buffalo	January 31, 1993
46 yards	— James Washington vs. Buffalo (TD)	January 30, 1994
44 yards	— Chuck Howley @ Cleveland (TD)	December 21, 1968
37 yards	— Mike Hegman vs. Pittsburgh (TD)	January 21, 1979



COWBOYS OVERTIME GAMES

The Cowboys have played in 13 regular season overtime games with a record of 8-5 since the NFL adopted the extra session in 1974.

	Score by Quarters					OT	Total	Winning Score
	1	2	3	4	OT			
<i>Sept. 28, 1975 at Texas Stadium</i>								
St. Louis	0	3	14	14	0	—	31	DuPree 3 pass from
DALLAS	0	7	21	3	6	—	37	Staubach at 7:07
<i>Nov. 2, 1975 at RFK Stadium</i>								
DALLAS	0	17	0	7	0	—	24	
Washington	3	7	7	7	6	—	30	Kilmer 1 run at 8:26
<i>Sept. 18, 1977 at Metropolitan Stadium</i>								
DALLAS	0	3	0	7	6	—	16	Staubach 4 run at 8:46
Minnesota	7	0	0	3	0	—	10	
<i>Oct. 15, 1978 at Busch Stadium</i>								
DALLAS	0	7	14	0	3	—	24	FG Septien 47 at 11:32
St. Louis	7	7	0	7	0	—	21	
<i>Dec. 19, 1981 at Giants Stadium</i>								
DALLAS	0	0	0	10	0	—	10	
N.Y. Giants	0	0	7	3	3	—	13	FG Danelo 35 at 8:41
<i>Oct. 9, 1983 at Texas Stadium</i>								
Tampa Bay	10	0	7	7	0	—	24	
DALLAS	7	7	3	7	3	—	27	FG Septien 42 at 10:22
<i>Oct. 21, 1984 at Texas Stadium</i>								
New Orleans	0	17	10	0	0	—	27	
DALLAS	3	0	3	21	3	—	30	FG Septien 41 at 11:18
<i>Nov. 15, 1987 at Sullivan Stadium</i>								
DALLAS	7	7	0	3	6	—	23	Walker 60 run at 13:10
New England	0	7	0	10	0	—	17	
<i>Nov. 26, 1987 at Texas Stadium</i>								
Minnesota	14	7	7	10	6	—	44	Nelson 24 run at 7:09
DALLAS	0	14	10	14	0	—	38	
<i>Nov. 10, 1991 at The Astrodome</i>								
DALLAS	10	3	3	7	0	—	23	
Houston	0	10	3	10	3	—	26	FG Del Greco 23 at :29
<i>Jan. 2, 1994 at Giants Stadium</i>								
DALLAS	3	10	0	0	3	—	16	FG Murray 41 at 4:16
N.Y. Giants	0	0	10	3	0	—	13	
<i>Sept. 19, 1994 at Texas Stadium</i>								
Detroit	3	7	7	0	3	—	20	FG Hanson 44 at :27
DALLAS	7	0	3	7	0	—	17	
<i>Sept. 17, 1995 at The Hubert H. Humphrey Metrodome</i>								
DALLAS	6	3	0	8	6	—	23	Smith 31 run at 12:34
Minnesota	3	7	0	7	0	—	17	

The History





Cowboys All-Time Results

All-Time Regular Season Record: 318-206-6

Playoff Record: 31-18

1960 (0-11-1)

Tom Landry, Head Coach Seventh place, Western Conference

9/24	L	28	Pittsburgh (30,000)	35
9/30	L	25	Philadelphia (18,500)	27
10/9	L	14	@ Washington (21,142)	26
10/16	L	7	Cleveland (28,500)	48
10/23	L	10	@ St. Louis (23,128)	12
10/30	L	7	Baltimore (25,500)	45
11/6	L	13	Los Angeles (16,000)	38
11/13	L	7	@ Green Bay (32,294)	41
11/20	L	4	San Francisco (10,000)	26
11/27	L	7	@ Chicago (39,951)	17
12/4	T	31	@ New York (55,033)	31
12/11	L	14	@ Detroit (43,272)	23
		177		369

1961 (4-9-1)

Tom Landry, Head Coach Sixth place, Eastern Conference

9/17	W	27	Pittsburgh (23,500)	24
9/24	W	21	Minnesota (20,500)	7
10/1	L	7	@ Cleveland (43,638)	25
10/8	W	28	@ Minnesota (33,070)	0
10/15	L	10	New York (41,500)	31
10/22	L	7	Philadelphia (25,000)	43
10/29	W	17	@ New York (60,254)	16
11/5	L	17	St. Louis (20,500)	31
11/12	L	7	@ Pittsburgh (17,519)	37
11/19	T	28	Washington (17,500)	28
11/26	L	13	@ Philadelphia (60,127)	35
12/3	L	17	Cleveland (23,500)	38
12/10	L	13	@ St. Louis (15,384)	31
12/17	L	24	@ Washington (21,451)	34
		236		380

1962 (5-8-1)

Tom Landry, Head Coach Fifth place, Eastern Conference

9/16	T	35	Washington (15,730)	35
9/23	L	28	Pittsburgh (19,478)	30
9/30	W	27	@ Los Angeles (26,907)	17
10/7	L	10	@ Cleveland (44,040)	19
10/14	W	41	Philadelphia (18,645)	19
10/21	W	42	@ Pittsburgh (23,106)	27
10/28	L	24	St. Louis (16,027)	28
11/4	W	38	@ Washington (49,888)	10
11/11	L	10	New York (45,668)	41
11/18	L	33	Chicago (12,692)	34
11/25	L	14	@ Philadelphia (58,070)	28
12/2	W	45	Cleveland (24,226)	21
12/9	L	20	@ St. Louis (14,102)	52
12/16	L	31	@ New York (62,694)	41
		393		402

1963 (4-10)

Tom Landry, Head Coach Fifth place, Eastern Conference

9/14	L	7	St. Louis (36,432)	34
9/22	L	24	Cleveland (28,710)	41

254

9/29	L	17	@ Washington (40,101)	21
10/6	L	21	@ Philadelphia (60,671)	24
10/13	W	17	Detroit (27,264)	14
10/20	L	21	@ New York (62,889)	37
10/27	L	21	@ Pittsburgh (19,047)	27
11/3	W	35	Washington (18,838)	20
11/10	L	24	@ San Francisco (29,563)	31
11/17	W	27	Philadelphia (23,694)	20
11/24	L	17	@ Cleveland (55,096)	27
12/1	L	27	New York (29,653)	34
12/8	L	19	Pittsburgh (24,136)	24
12/15	W	28	@ St. Louis (12,695)	24
		305		378

1964 (5-8-1)

Tom Landry, Head Coach Fifth place, Eastern Conference

9/12	L	6	St. Louis (36,605)	16
9/20	W	24	Washington (25,158)	18
9/27	L	17	@ Pittsburgh (35,594)	23
10/4	L	6	@ Cleveland (72,062)	27
10/11	T	13	New York (33,324)	13
10/18	L	16	Cleveland (37,456)	20
10/25	W	31	@ St. Louis (28,253)	13
11/1	W	24	@ Chicago (47,527)	10
11/8	W	31	@ New York (63,031)	21
11/15	L	14	Philadelphia (55,972)	17
11/22	L	16	@ Washington (49,219)	28
11/29	L	21	Green Bay (44,975)	45
12/6	L	14	@ Philadelphia (60,671)	24
12/13	W	17	Pittsburgh (35,271)	14
		250		289

1965 (7-7)

Tom Landry, Head Coach Second place, Eastern Conference

9/19	W	31	New York (59,366)	2
9/26	W	27	Washington (61,577)	7
10/4	L	13	@ St. Louis (32,034)	20
10/10	L	24	Philadelphia (56,249)	35
10/17	L	17	@ Cleveland (80,451)	23
10/24	L	3	Green Bay (48,311)	13
10/31	L	13	@ Pittsburgh (37,804)	22
11/7	W	39	San Francisco (39,677)	31
11/14	W	24	Pittsburgh (57,293)	17
11/21	L	17	Cleveland (76,251)	24
11/28	L	31	@ Washington (50,205)	34
12/5	W	21	@ Philadelphia (54,714)	19
12/11	W	27	St. Louis (38,499)	13
12/19	W	38	@ New York (62,871)	20
		325		280

PLAYOFF BOWL GAME (Miami)

1/9/66	L	3	Baltimore (65,569)	35
--------	---	---	--------------------	----

1966 (10-3-1)

Tom Landry, Head Coach First place, Eastern Conference

9/18	W	52	New York (60,010)	7
9/25	W	28	Minnesota (64,116)	17
10/2	W	47	@ Atlanta (56,990)	14



1966, cont.			
10/9	W	56	Philadelphia (69,372).....7
10/16	T	10	@ St. Louis (50,673).....10
10/23	L	21	@ Cleveland (84,721).....30
10/30	W	52	Pittsburgh (58,453).....21
11/6	L	23	@ Philadelphia (60,658).....24
11/13	W	31	@ Washington (50,927).....30
11/20	W	20	@ Pittsburgh (42,185).....7
11/24	W	26	Cleveland (80,259).....14
12/4	W	31	St. Louis (76,965).....17
12/11	L	31	Washington (64,198).....34
12/18	W	17	@ New York (62,735).....7
		445	239

**1966 CHAMPIONSHIP GAME
(Dallas)**

1/1/67	L	27	Green Bay (75,504).....34
--------	---	----	---------------------------

1967 (9-5)

**Tom Landry, Head Coach
First place, Capitol Division**

9/17	W	21	@ Cleveland (81,039).....14
9/24	W	38	New York (66,209).....24
10/1	L	13	Los Angeles (75,229).....35
10/8	W	17	@ Washington (50,566).....14
10/15	W	14	New Orleans (64,128).....10
10/22	W	24	@ Pittsburgh (39,641).....21
10/29	L	14	@ Philadelphia (60,740).....21
11/5	W	37	Atlanta (54,751).....7
11/12	W	27	@ New Orleans (83,437).....10
11/19	L	20	Washington (75,538).....27
11/23	W	46	St. Louis (68,787).....21
12/3	L	17	@ Baltimore (60,238).....23
12/10	W	38	Philadelphia (55,834).....17
12/16	L	16	@ San Francisco (27,182).....24
		342	268

**1967 EASTERN CHAMPIONSHIP GAME
(Dallas)**

12/24	W	52	Cleveland (70,786).....14
-------	---	----	---------------------------

**1967 CHAMPIONSHIP GAME
(Green Bay)**

12/31	L	17	Green Bay (50,861).....21
-------	---	----	---------------------------

1968 (12-2)

**Tom Landry, Head Coach
First place, Capitol Division**

9/15	W	59	Detroit (61,382).....13
9/22	W	28	Cleveland (68,733).....7
9/29	W	45	@ Philadelphia (60,858).....13
10/6	W	27	@ St. Louis (48,296).....10
10/13	W	34	Philadelphia (72,083).....14
10/20	W	20	@ Minnesota (47,644).....7
10/28	L	17	Green Bay (74,604).....28
11/3	W	17	@ New Orleans (84,728).....3
11/10	L	21	New York (72,163).....27
11/17	W	44	@ Washington (50,816).....24
11/24	W	34	@ Chicago (46,667).....3
11/28	W	29	Washington (66,076).....20
12/8	W	28	Pittsburgh (55,069).....7
12/15	W	28	@ New York (62,617).....10
		431	186

**1968 EASTERN CHAMPIONSHIP GAME
(Cleveland)**

12/21	L	20	Cleveland (81,497).....31
-------	---	----	---------------------------

**PLAYOFF BOWL GAME
(Miami)**

1/5/69	W	17	Minnesota (22,961).....13
--------	---	----	---------------------------

1969 (11-2-1)

**Tom Landry, Head Coach
First place, Capitol Division**

9/21	W	24	St. Louis (62,134).....3
9/28	W	21	@ New Orleans (79,567).....17
10/5	W	38	@ Philadelphia (60,658).....7
10/12	W	24	@ Atlanta (54,833).....17
10/19	W	49	Philadelphia (71,509).....14
10/27	W	25	New York (58,964).....3
11/2	L	10	@ Cleveland (84,850).....42
11/9	W	33	New Orleans (68,282).....17
11/16	W	41	@ Washington (50,474).....28
11/23	L	23	@ Los Angeles (79,105).....24
11/27	T	24	San Francisco (62,348).....24
12/7	W	10	@ Pittsburgh (24,990).....7
12/13	W	27	Baltimore (63,191).....10
12/21	W	20	Washington (56,924).....10
		369	233

**1969 EASTERN CHAMPIONSHIP GAME
(Dallas)**

12/28	L	14	Cleveland (69,321).....38
-------	---	----	---------------------------

**PLAYOFF BOWL GAME
(Miami)**

1/3/70	L	0	Los Angeles (31,151).....31
--------	---	---	-----------------------------

1970 (10-4)

**Tom Landry, Head Coach
First place, NFC East**

9/20	W	17	@ Philadelphia (59,728).....7
9/27	W	28	N.Y. Giants (57,239).....10
10/4	L	7	@ St. Louis (50,780).....20
10/11	W	13	Atlanta (53,611).....0
10/18	L	13	@ Minnesota (47,900).....54
10/25	W	27	@ Kansas City (51,158).....16
11/1	W	21	Philadelphia (55,736).....17
11/8	L	20	@ N.Y. Giants (62,928).....23
11/16	L	0	St. Louis (69,323).....38
11/22	W	45	@ Washington (50,415).....21
11/26	W	16	Green Bay (67,182).....3
12/6	W	34	Washington (57,936).....0
12/12	W	6	@ Cleveland (75,458).....2
12/20	W	52	Houston (50,504).....10
		299	221

**1970 DIVISIONAL PLAYOFF
(Dallas)**

12/26	W	5	Detroit (73,167).....0
-------	---	---	------------------------

**1970 NFC CHAMPIONSHIP GAME
(San Francisco)**

1/3/71	W	17	San Francisco (59,625).....10
--------	---	----	-------------------------------

**SUPER BOWL V
(Miami)**

1/17/71	L	13	Baltimore (80,055).....16
---------	---	----	---------------------------

1971 (11-3)

**Tom Landry, Head Coach
First place, NFC East**

9/19	W	49	@ Buffalo (46,206).....37
9/26	W	42	@ Philadelphia (65,358).....7
10/3	L	16	Washington (72,000).....20
10/11	W	20	N.Y. Giants (68,378).....13
10/17	L	14	@ New Orleans (83,088).....24
10/24	W	44	New England (65,708).....21
10/31	L	19	@ Chicago (55,049).....23
11/7	W	16	@ St. Louis (50,486).....13
11/14	W	20	Philadelphia (60,178).....7
11/21	W	13	@ Washington (53,041).....0

THE HISTORY



1971 Cont.		
11/25	W 28	Los Angeles (66,595)21
12/4	W 52	N.Y. Jets (66,689)10
12/12	W 42	@ N.Y. Giants (62,815)14
12/18	W 31	St. Louis (66,672)12
	406	222

1971 DIVISIONAL PLAYOFF (Minnesota)

12/25	W 20	Minnesota (49,100)12
-------	------	----------------------------

1971 NFC CHAMPIONSHIP GAME (Dallas)

1/2/72	W 14	San Francisco (66,311)3
--------	------	-------------------------------

SUPER BOWL VI (New Orleans)

1/16/72	W 24	Miami (81,035)3
---------	------	-----------------------

1972 (10-4)

Tom Landry, Head Coach Second place, NFC East

9/17	W 28	Philadelphia (55,850)6
9/24	W 23	@ N.Y. Giants (62,725)14
10/1	L 13	@ Green Bay (47,103)16
10/8	W 17	Pittsburgh (65,682)13
10/15	W 21	@ Baltimore (58,992)0
10/22	L 20	@ Washington (53,039)24
10/30	W 28	Detroit (65,378)24
11/5	W 34	@ San Diego (54,476)28
11/12	W 33	St. Louis (65,218)24
11/19	W 28	@ Philadelphia (65,720)7
11/23	L 10	San Francisco (65,124)31
12/3	W 27	@ St. Louis (49,797)6
12/9	W 34	Washington (65,136)24
12/17	L 3	N.Y. Giants (64,602)23
	319	240

1972 DIVISIONAL PLAYOFF (San Francisco)

12/23	W 30	San Francisco (61,214)28
-------	------	--------------------------------

1972 NFC CHAMPIONSHIP GAME (Washington)

12/31	L 3	Washington (53,129)26
-------	-----	-----------------------------

1973 (10-4)

Tom Landry, Head Coach First place, NFC East

9/16	W 20	@ Chicago (55,701)17
9/24	W 40	New Orleans (53,972)3
9/30	W 45	St. Louis (64,815)10
10/8	L 7	@ Washington (54,314)14
10/14	L 31	@ Los Angeles (81,428)37
10/21	W 45	N.Y. Giants (64,898)28
10/28	L 16	@ Philadelphia (65,954)30
11/4	W 38	Cincinnati (58,802)10
11/11	W 23	@ N.Y. Giants (70,128)10
11/18	W 31	Philadelphia (61,985)10
11/22	L 7	Miami (64,100)14
12/2	W 22	@ Denver (51,706)10
12/9	W 27	Washington (64,458)7
12/16	W 30	@ St. Louis (43,946)3
	382	203

1973 DIVISIONAL PLAYOFF (Dallas)

12/23	W 27	Los Angeles (64,291)16
-------	------	------------------------------

1973 NFC CHAMPIONSHIP GAME (Dallas)

12/30	L 10	Minnesota (64,524)27
-------	------	----------------------------

1974 (8-6)

Tom Landry, Head Coach Third place, NFC East

9/15	W 24	@ Atlanta (52,322)0
9/23	L 10	@ Philadelphia (64,088)13
9/29	L 6	N.Y. Giants (45,841)14
10/6	L 21	Minnesota (57,847)23
10/13	L 28	@ St. Louis (49,885)31
10/20	W 31	Philadelphia (43,586)24
10/27	W 21	@ N.Y. Giants (61,918)7
11/3	W 17	St. Louis (64,146)14
11/10	W 20	San Francisco (50,018)14
11/17	L 21	@ Washington (54,395)28
11/24	W 20	@ Houston (49,775)0
11/28	W 14	Washington (63,243)23
12/7	W 41	Cleveland (48,754)17
12/14	L 23	@ Oakland (45,850)27
	297	235

1975 (10-4)

Tom Landry, Head Coach Second place, NFC East

9/21	W 18	Los Angeles (49,091)7
9/28	W 37	St. Louis (52,417)(OT)31
10/6	W 36	@ Detroit (79,784)10
10/12	W 13	@ N.Y. Giants (56,511)7
10/19	L 17	Green Bay (64,934)19
10/26	W 20	@ Philadelphia (64,889)17
11/2	L 24	@ Washington (55,004)(OT)30
11/10	L 31	Kansas City (63,539)34
11/16	W 34	@ New England (60,905)31
11/23	W 27	Philadelphia (57,893)17
11/30	W 14	N.Y. Giants (53,329)3
12/7	L 17	@ St. Louis (49,701)31
12/13	W 31	Washington (61,091)10
12/21	W 31	@ N.Y. Jets (37,279)21
	350	268

1975 DIVISIONAL PLAYOFF (Minnesota)

12/28	W 17	Minnesota (48,341)14
-------	------	----------------------------

1975 NFC CHAMPIONSHIP GAME (Los Angeles)

1/4/76	W 37	Los Angeles (84,483)7
--------	------	-----------------------------

SUPER BOWL X (Miami)

1/18/76	L 17	Pittsburgh (80,187)21
---------	------	-----------------------------

1976 (11-3)

Tom Landry, Head Coach First place, NFC East

9/12	W 27	Philadelphia (54,052)7
9/19	W 24	@ New Orleans (61,413)6
9/26	W 30	Baltimore (64,237)27
10/3	W 28	@ Seattle (62,027)13
10/10	W 24	@ N.Y. Giants (76,042)14
10/17	L 17	@ St. Louis (50,317)21
10/24	W 31	Chicago (61,346)21
10/31	W 20	@ Washington (55,004)7
11/7	W 9	N.Y. Giants (58,870)3
11/15	W 17	Buffalo (51,779)10
11/21	L 10	@ Atlanta (54,992)17
11/25	W 19	St. Louis (62,498)14
12/5	W 26	@ Philadelphia (55,072)7
12/12	L 14	Washington (59,916)27
	296	194

1976 DIVISIONAL PLAYOFF (Dallas)

12/19	L 12	Los Angeles (62,436)14
-------	------	------------------------------



1977 (12-2)

Tom Landry, Head Coach

First place, NFC East

9/18	W	16	@ Minnesota (47,678)(OT)...	10
9/25	W	41	N.Y. Giants (64,215).....	21
10/2	W	23	Tampa Bay (55,316).....	7
10/9	W	30	@ St. Louis (50,129).....	24
10/16	W	34	Washington (62,115).....	16
10/23	W	16	@ Philadelphia (65,507).....	10
10/30	W	37	Detroit (63,160).....	0
11/6	W	24	@ N.Y. Giants (74,532).....	10
11/14	L	17	St. Louis (64,038).....	24
11/20	L	13	@ Pittsburgh (49,761).....	28
11/27	W	14	@ Washington (55,031).....	7
12/4	W	24	Philadelphia (60,289).....	14
12/12	W	42	@ San Francisco (55,848).....	35
12/18	W	14	Denver (63,752).....	6
		345		212

1977 DIVISIONAL PLAYOFF

(Dallas)

12/26	W	37	Chicago (62,920).....	7
-------	---	----	-----------------------	---

1977 NFC CHAMPIONSHIP GAME

(Dallas)

1/1/78	W	23	Minnesota (61,968).....	6
--------	---	----	-------------------------	---

SUPER BOWL XII

(New Orleans)

1/15/78	W	27	Denver (76,400).....	10
---------	---	----	----------------------	----

1978 (12-4)

Tom Landry, Head Coach

First place, NFC East

9/4	W	38	Baltimore (64,224).....	0
9/10	W	34	@ N.Y. Giants (73,265).....	24
9/17	L	14	@ Los Angeles (65,749).....	27
9/24	W	21	St. Louis (62,760).....	12
10/2	L	5	@ Washington (55,031).....	9
10/8	W	24	N.Y. Giants (63,420).....	3
10/15	W	24	@ St. Louis (48,991)(OT).....	21
10/22	W	14	Philadelphia (60,525).....	7
10/26	L	10	Minnesota (61,848).....	21
11/5	L	16	@ Miami (69,414).....	23
11/12	W	42	@ Green Bay (55,256).....	14
11/19	W	27	New Orleans (57,920).....	7
11/23	W	37	Washington (64,905).....	10
12/3	W	17	New England (63,263).....	10
12/10	W	31	@ Philadelphia (64,667).....	13
12/17	W	30	@ N.Y. Jets (52,532).....	7
		384		208

1978 DIVISIONAL PLAYOFF

(Dallas)

12/30	W	27	Atlanta (60,338).....	20
-------	---	----	-----------------------	----

1978 NFC CHAMPIONSHIP GAME

(Los Angeles)

1/7/79	W	28	Los Angeles (67,470).....	0
--------	---	----	---------------------------	---

SUPER BOWL XIII

(Miami)

1/21/79	L	31	Pittsburgh (78,656).....	35
---------	---	----	--------------------------	----

1979 (11-5)

Tom Landry, Head Coach

First place, NFC East

9/2	W	22	@ St. Louis (50,855).....	21
9/9	W	21	@ San Francisco (56,728).....	13
9/16	W	24	Chicago (64,056).....	20
9/24	L	7	@ Cleveland (80,123).....	26
9/30	W	38	Cincinnati (63,179).....	13
10/7	W	36	@ Minnesota (47,572).....	20

10/14	W	30	Los Angeles (64,462).....	6
10/21	W	22	St. Louis (64,300).....	13
10/28	L	3	@ Pittsburgh (50,199).....	14
11/4	W	16	@ N.Y. Giants (76,490).....	14
11/12	L	21	Philadelphia (62,417).....	31
11/18	L	20	@ Washington (55,031).....	34
11/22	L	24	Houston (63,897).....	30
12/2	W	28	N.Y. Giants (63,787).....	7
12/8	W	24	@ Philadelphia (71,434).....	17
12/16	W	35	Washington (62,867).....	34
		371		313

1979 DIVISIONAL PLAYOFF

(Dallas)

12/30	L	19	Los Angeles (64,792).....	21
-------	---	----	---------------------------	----

1980 (12-4)

Tom Landry, Head Coach

Second place, NFC East

9/8	W	17	@ Washington (55,045).....	3
9/14	L	20	@ Denver (74,919).....	41
9/21	W	28	Tampa Bay (62,750).....	17
9/28	W	28	@ Green Bay (54,776).....	7
10/5	W	24	N.Y. Giants (59,126).....	3
10/12	W	59	San Francisco (63,399).....	14
10/19	L	10	@ Philadelphia (70,696).....	17
10/26	W	42	San Diego (60,639).....	31
11/2	W	27	@ St. Louis (50,701).....	24
11/9	L	35	@ N.Y. Giants (68,343).....	38
11/16	W	31	St. Louis (52,567).....	21
11/23	W	14	Washington (58,809).....	10
11/27	W	51	Seattle (57,540).....	7
12/7	W	19	@ Oakland (53,194).....	13
12/15	L	14	@ Los Angeles (65,154).....	38
12/21	W	35	Philadelphia (62,548).....	27
		454		311

1980 NFC WILD CARD GAME

(Dallas)

12/28	W	34	Los Angeles (64,533).....	13
-------	---	----	---------------------------	----

1980 DIVISIONAL PLAYOFF

(Atlanta)

1/4/81	W	30	Atlanta (60,022).....	27
--------	---	----	-----------------------	----

1980 NFC CHAMPIONSHIP GAME

(Philadelphia)

1/11/81	L	7	Philadelphia (70,696).....	20
---------	---	---	----------------------------	----

1981 (12-4)

Tom Landry, Head Coach

First place, NFC East

9/6	W	26	@ Washington (55,045).....	10
9/13	W	30	St. Louis (63,602).....	17
9/21	W	35	@ New England (60,311).....	21
9/27	W	18	N.Y. Giants (63,449).....	10
10/4	L	17	@ St. Louis (49,777).....	20
10/11	L	14	@ San Francisco (57,574).....	45
10/18	W	29	Los Angeles (64,649).....	17
10/25	W	28	Miami (64,221).....	27
11/1	W	17	@ Philadelphia (72,111).....	14
11/9	W	27	Buffalo (62,583).....	14
11/15	L	24	@ Detroit (79,694).....	27
11/22	W	24	Washington (64,583).....	10
11/26	W	10	Chicago (63,499).....	9
12/6	W	37	@ Baltimore (54,871).....	13
12/13	W	21	Philadelphia (64,955).....	10
12/19	L	10	@ N.Y. Giants (73,009)(OT).....	13
		367		277

1981 DIVISIONAL PLAYOFF

(Dallas)

1/2/82	W	38	Tampa Bay (64,848).....	0
--------	---	----	-------------------------	---

THE HISTORY



1981, Cont.

1981 NFC CHAMPIONSHIP GAME (San Francisco)

1/10/82 L 27 San Francisco (60,525)28

1982 (6-3)

Tom Landry, Head Coach Second place, NFC

9/13	L	28	Pittsburgh (63,431).....	36
9/19	W	24	@ St. Louis (50,705).....	7
			@ Minnesota-canceled	
			N.Y. Giants-canceled	
			Washington-canceled	
			@ Philadelphia-canceled	
			@ Cincinnati-canceled	
			@ N.Y. Giants-canceled	
			St. Louis-canceled	
			@ San Francisco-canceled	
11/21	W	14	Tampa Bay (49,578).....	9
11/25	W	31	Cleveland (46,267).....	14
12/5	W	24	@ Washington (54,633).....	10
12/13	W	37	@ Houston (51,808).....	7
12/19	W	21	New Orleans (64,506).....	7
12/26	L	20	Philadelphia (46,199).....	24
1/3/83	L	27	@ Minnesota (60,007).....	31
		226		145

1982 SUPER BOWL TOURNAMENT (Dallas)

1/9/83 W 30 Tampa Bay (65,042)17

1982 SUPER BOWL TOURNAMENT (Dallas)

1/16/83 W 37 Green Bay (63,972)26

1982 NFC CHAMPIONSHIP GAME (Washington)

1/22/83 L 17 Washington (55,045).....31

1983 (12-4)

Tom Landry, Head Coach Second place, NFC East

9/5	W	31	@ Washington (55,045).....	30
9/11	W	34	@ St. Louis (48,532).....	17
9/18	W	28	N.Y. Giants (62,347).....	13
9/25	W	21	New Orleans (62,136).....	20
10/2	W	37	@ Minnesota (60,774).....	24
10/9	W	27	T. Bay (63,308)(OT).....	24
10/16	W	37	Philadelphia (63,070).....	7
10/23	L	38	L.A. Raiders (64,991).....	40
10/30	W	38	@ N.Y. Giants (76,142).....	20
11/6	W	27	@ Philadelphia (71,236).....	20
11/13	L	23	@ San Diego (46,192).....	24
11/20	W	41	Kansas City (64,103).....	21
11/24	W	35	St. Louis (60,764).....	17
12/4	W	35	@ Seattle (63,352).....	10
12/11	L	10	Washington (65,074).....	31
12/19	L	17	@ San Francisco (59,957).....	42
		479		360

1983 NFC WILD CARD GAME (Dallas)

12/26 L 17 L.A. Rams (43,521)24

1984 (9-7)

Tom Landry, Head Coach Fourth place, NFC East

9/3	W	20	@ L.A. Rams (65,403).....	13
9/9	L	7	@ N.Y. Giants (75,921).....	28
9/16	W	23	Philadelphia (64,521).....	17
9/23	W	20	Green Bay (64,222).....	6
9/30	W	23	@ Chicago (63,623).....	14

10/7	L	20	St. Louis (61,438).....	31
10/14	L	14	@ Washington (55,431).....	34
10/21	W	30	N. Orleans (50,966)(OT).....	27
10/28	W	22	Indianapolis (58,724).....	3
11/4	L	7	N.Y. Giants (60,235).....	19
11/11	W	24	@ St. Louis (48,721).....	17
11/18	L	3	@ Buffalo (74,391).....	14
11/22	W	20	New England (55,341).....	17
12/2	W	26	@ Philadelphia (66,322).....	10
12/9	L	28	Washington (64,286).....	30
12/17	L	21	@ Miami (74,139).....	28
		308		308

1985 (10-6)

Tom Landry, Head Coach First place, NFC East

9/9	W	44	Washington (62,292).....	14
9/15	L	21	@ Detroit (72,985).....	26
9/22	W	20	Cleveland (61,456).....	7
9/29	W	17	@ Houston (49,686).....	10
10/6	W	30	@ N.Y. Giants (74,981).....	29
10/13	W	27	Pittsburgh (62,932).....	13
10/20	L	14	@ Philadelphia (70,114).....	16
10/27	W	24	Atlanta (57,941).....	10
11/4	L	10	@ St. Louis (49,347).....	21
11/10	W	13	@ Washington (55,750).....	7
11/17	L	0	Chicago (63,855).....	44
11/24	W	34	Philadelphia (54,047).....	17
11/28	W	35	St. Louis (54,125).....	17
12/8	L	24	@ Cincinnati (56,936).....	50
12/15	W	28	N.Y. Giants (62,310).....	21
12/22	L	16	@ San Francisco (60,114).....	31
		357		333

1985 DIVISIONAL PLAYOFF (Los Angeles)

1/4/86 L 0 L.A. Rams (66,351)20

1986 (7-9)

Tom Landry, Head Coach Third place, NFC East

9/8	W	31	N.Y. Giants (59,804).....	28
9/14	W	31	@ Detroit (73,812).....	7
9/21	L	35	Atlanta (62,880).....	37
9/29	W	31	@ St. Louis (49,077).....	7
10/5	L	14	@ Denver (76,082).....	29
10/12	W	30	Washington (63,264).....	6
10/19	W	17	@ Philadelphia (68,572).....	14
10/26	W	37	St. Louis (60,756).....	6
11/2	L	14	@ N.Y. Giants (74,871).....	17
11/9	L	13	L.A. Raiders (61,706).....	17
11/16	W	24	@ San Diego (55,622).....	21
11/23	L	14	@ Washington (55,642).....	41
11/27	L	14	Seattle (58,023).....	31
12/7	L	10	@ L.A. Rams (64,949).....	29
12/14	L	21	Philadelphia (46,117).....	23
12/21	L	10	Chicago (57,256).....	24
		346		337

1987 (7-8)

Tom Landry, Head Coach Second place, NFC East

9/13	L	13	@ St. Louis (47,241).....	24
9/20	W	16	@ N.Y. Giants (73,426).....	14
9/27			Buffalo-canceled	
10/4	W	38	@ N.Y. Jets (12,370).....	24
10/11	W	41	Philadelphia (40,622).....	22
10/19	L	7	Washington (60,415).....	13
10/25	L	20	@ Philadelphia (61,630).....	37
11/2	W	33	N.Y. Giants (55,730).....	24



1987, Cont.

11/8	L	17	@ Detroit (45,325).....	27
11/15	W	23	@ N. England (60,567)(OT).....	17
11/22	L	14	Miami (56,519).....	20
11/26	L	38	Minnesota (54,229)(OT).....	44
12/6	L	10	Atlanta (40,103).....	21
12/13	L	20	@ Washington (54,882).....	24
12/21	W	29	@ L.A. Rams (60,700).....	21
12/27	W	21	St. Louis (36,788).....	16
		340		348

1988 (3-13)

Tom Landry, Head Coach
Fifth place, NFC East

9/4	L	21	@ Pittsburgh (56,813).....	24
9/12	W	17	@ Phoenix (67,139).....	14
9/18	L	10	N.Y. Giants (55,325).....	12
9/25	W	26	Atlanta (39,702).....	20
10/3	L	17	@ New Orleans (68,474).....	20
10/9	L	17	Washington (63,235).....	35
10/16	L	7	@ Chicago (64,759).....	17
10/23	L	23	@ Philadelphia (66,309).....	24
10/30	L	10	Phoenix (42,196).....	16
11/6	L	21	@ N.Y. Giants (75,826).....	29
11/13	L	3	Minnesota (57,830).....	43
11/20	L	24	Cincinnati (37,865).....	38
11/24	L	17	Houston (50,845).....	25
12/4	L	21	@ Cleveland (77,683).....	24
12/11	W	24	@ Washington (51,526).....	17
12/18	L	7	Philadelphia (46,131).....	23
		265		381

1989 (1-15)

Jimmy Johnson, Head Coach
Fifth place, NFC East

9/10	L	0	@ New Orleans (66,977).....	28
9/17	L	21	@ Atlanta (55,285).....	27
9/24	L	7	Washington (63,200).....	30
10/1	L	13	N.Y. Giants (51,785).....	30
10/8	L	13	@ Green Bay (56,656).....	31
10/15	L	14	San Francisco (61,077).....	31
10/22	L	28	@ Kansas City (76,841).....	36
10/29	L	10	Phoenix (44,431).....	19
11/5	W	13	@ Washington (53,187).....	3
11/12	L	20	@ Phoenix (49,657).....	24
11/19	L	14	Miami (56,044).....	17
11/23	L	0	Philadelphia (54,444).....	27
12/3	L	31	L.A. Rams (46,100).....	35
12/10	L	10	@ Philadelphia (59,842).....	20
12/16	L	0	@ N.Y. Giants (72,141).....	15
12/24	L	10	Green Bay (41,265).....	20
		204		393

1990 (7-9)

Jimmy Johnson, Head Coach
Fourth place, NFC East

9/9	W	17	San Diego (48,063).....	14
9/16	L	7	N.Y. Giants (61,090).....	28
9/23	L	15	@ Washington (53,804).....	19
9/30	L	17	@ N.Y. Giants (75,923).....	31
10/7	W	14	Tampa Bay (60,076).....	10
10/14	L	3	@ Phoenix (45,235).....	20
10/21	W	17	@ Tampa Bay (68,315).....	13
10/28	L	20	Philadelphia (62,605).....	21
11/4	L	9	@ N.Y. Jets (68,086).....	24
11/11	L	6	San Francisco (62,966).....	24
11/18	W	24	@ L.A. Rams (58,589).....	21
11/22	W	27	Washington (60,355).....	17
12/2	W	17	New Orleans (60,087).....	13

12/16	W	41	— Bye —	10
12/23	L	3	Phoenix (60,190).....	10
12/30	L	7	@ Philadelphia (63,895).....	17
		244	@ Atlanta (50,097).....	26
				308

1991 (11-5)

Jimmy Johnson, Head Coach
Second place, NFC East

9/1	W	26	@ Cleveland (78,860).....	14
9/9	L	31	Washington (63,025).....	33
9/15	L	0	Philadelphia (62,656).....	24
9/22	W	17	@ Phoenix (68,814).....	9
9/29	W	21	N.Y. Giants (64,010).....	16
10/6	W	20	@ Green Bay (53,695).....	17
10/13	W	35	Cincinnati (63,275).....	23
			— Bye —	
10/27	L	10	@ Detroit (74,906).....	34
11/3	W	27	Phoenix (61,190).....	7
11/10	L	23	@ Houston (63,001)(OT).....	26
11/17	L	9	@ N.Y. Giants (76,410).....	22
11/24	W	24	@ Washington (55,561).....	21
11/28	W	20	Pittsburgh (62,253).....	10
12/8	W	23	New Orleans (64,530).....	14
12/15	W	25	@ Philadelphia (65,854).....	13
12/22	W	31	Atlanta (60,962).....	27
		342		310

1991 FIRST ROUND PLAYOFFS
(Chicago)

12/29	W	17	Chicago (62,594).....	13
-------	---	----	-----------------------	----

1991 DIVISIONAL PLAYOFFS
(Detroit)

1/5/92	L	6	Detroit (78,290).....	38
--------	---	---	-----------------------	----

1992 (13-3)

Jimmy Johnson, Head Coach
First place, NFC East

9/7	W	23	Washington (63,538).....	10
9/13	W	34	@ N.Y. Giants (76,430).....	28
9/20	W	31	Phoenix (62,575).....	20
			— Bye —	
10/5	L	7	@ Philadelphia (66,572).....	31
10/11	W	27	Seattle (62,311).....	0
10/18	W	17	Kansas City (64,115).....	10
10/25	W	28	@ L.A. Raiders (91,505).....	13
11/1	W	20	Philadelphia (65,012).....	10
11/8	W	37	@ Detroit (74,816).....	3
11/15	L	23	L.A. Rams (63,690).....	27
11/22	W	16	@ Phoenix (72,439).....	10
11/26	W	30	N.Y. Giants (62,416).....	3
12/6	W	31	@ Denver (74,946).....	27
12/13	L	17	@ Washington (56,437).....	20
12/21	W	41	@ Atlanta (67,036).....	17
12/27	W	27	Chicago (63,101).....	14
		409		243

1992 DIVISIONAL PLAYOFFS
(Dallas)

1/10/93	W	34	Philadelphia (63,721).....	10
---------	---	----	----------------------------	----

1992 NFC CHAMPIONSHIP GAME
(San Francisco)

1/17/93	W	30	San Francisco (64,920).....	20
---------	---	----	-----------------------------	----

SUPER BOWL XXVII
(Pasadena)

1/31/93	W	52	Buffalo (98,374).....	17
---------	---	----	-----------------------	----



1993 (12-4)

Jimmy Johnson, Head Coach
First place, NFC East

9/6	L	16	@ Washington (56,345).....	35
9/12	L	10	Buffalo (63,226).....	13
9/19	W	17	@ Phoenix (73,025).....	10
			— Bye —	
10/3	W	36	Green Bay (63,568).....	14
10/10	W	27	@ Indianapolis (60,453).....	3
10/17	W	26	San Francisco (65,099).....	17
			— Bye —	
10/31	W	23	@ Philadelphia (61,912).....	10
11/7	W	31	N.Y. Giants (64,735).....	9
11/14	W	20	Phoenix (64,224).....	15
11/21	L	24	@ Atlanta (67,337).....	27
11/25	L	14	Miami (60,198).....	16
12/6	W	23	Philadelphia (64,521).....	17
12/12	W	37	@ Minnesota (63,321).....	20
12/18	W	28	@ N.Y. Jets (73,233).....	7
12/26	W	38	Washington (64,497).....	3
1/2/94	W	16	@ N.Y. Giants (77,356)(OT).....	13
		376		229

1993 DIVISIONAL PLAYOFFS
(Dallas)

1/16/94	W	27	Green Bay (64,790).....	17
---------	---	----	-------------------------	----

1993 NFC CHAMPIONSHIP GAME
(Dallas)

1/23/94	W	38	San Francisco (64,902).....	21
---------	---	----	-----------------------------	----

SUPER BOWL XXVIII
(Atlanta)

1/30/94	W	30	Buffalo (72,817).....	13
---------	---	----	-----------------------	----

1994 (12-4)

Barry Switzer, Head Coach
First Place, NFC East

9/4	W	26	@ Pittsburgh (60,156).....	9
9/11	W	20	Houston (64,402).....	17
9/19	L	17	Detroit (64,102)(OT).....	20
9/25			— Bye —	
10/2	W	34	@ Washington (55,394).....	7
10/9	W	38	Arizona (64,518).....	3
10/16	W	24	Philadelphia (64,703).....	13
10/23	W	28	@ Arizona (71,023).....	21
10/30	W	23	@ Cincinnati (57,096).....	20
11/7	W	38	N.Y. Giants (64,836).....	10
11/13	L	14	@ San Francisco (69,014).....	21
11/20	W	31	Washington (64,644).....	7
11/24	W	42	Green Bay (64,597).....	31
12/4	W	31	@ Philadelphia (65,947).....	19
12/10	L	14	Cleveland (64,826).....	19
12/19	W	24	@ New Orleans (67,323).....	16
12/24	L	10	@ N.Y. Giants (66,943).....	15
		414		248

1994 DIVISIONAL PLAYOFFS
(Dallas)

1/8/95	W	35	Green Bay (64,745).....	9
--------	---	----	-------------------------	---

1994 NFC CHAMPIONSHIP GAME
(San Francisco)

1/15/95	L	28	San Francisco (69,125).....	38
---------	---	----	-----------------------------	----

1995 (12-4)

Barry Switzer, Head Coach
First Place, NFC East

9/4	W	35	@ N.Y. Giants (77,454).....	0
9/10	W	31	Denver (64,578).....	21
9/17	W	23	@ Minnesota (60,088) (OT).....	17
9/24	W	34	Arizona (64,560).....	20

260

10/1	L	23	@ Washington (55,489).....	27
10/8	W	34	Green Bay (64,806).....	24
10/15	W	23	@ San Diego (62,664).....	9
10/22			— Bye —	
10/29	W	28	@ Atlanta (70,089).....	13
11/6	W	34	Philadelphia (64,876).....	12
11/12	L	20	San Francisco (65,180).....	38
11/19	W	34	@ Oakland (54,092).....	21
11/23	W	24	Kansas City (64,901).....	12
12/3	L	17	Washington (64,866).....	24
12/10	L	17	@ Philadelphia (66,198).....	20
12/17	W	21	N.Y. Giants (64,400).....	20
12/25	W	37	@ Arizona (72,394).....	13
		435		291

1995 DIVISIONAL PLAYOFFS
(Dallas)

1/7/96	W	30	Philadelphia (64,371).....	11
--------	---	----	----------------------------	----

1995 NFC CHAMPIONSHIP GAME
(Dallas)

1/14/96	W	38	Green Bay (65,135).....	27
---------	---	----	-------------------------	----

SUPER BOWL XXX
(Phoenix)

1/28/96	W	27	Pittsburgh (76,347).....	17
---------	---	----	--------------------------	----

Preseason Results

1960 (1-5)

8/6	L	10	San Francisco @Seattle (22,000).....	16
8/13	L	13	St. Louis @San Antonio (14,000).....	20
8/19	L	10	Baltimore (40,000).....	14
8/27	W	14	New York @Louisville (10,663).....	3
9/4	L	14	Los Angeles @Pendleton (13,500).....	49
9/11	L	23	Green Bay @Minneapolis (20,121).....	28

1961 (2-3)

8/5	W	38	Minnesota @Sioux Falls (4,954).....	13
8/11	L	7	Green Bay (30,000).....	30
8/26	L	10	New York @Albuquerque (21,500).....	28
9/1	W	35	Baltimore @Norman (19,000).....	24
9/9	L	10	San Fran. @Sacramento (22,130).....	24

1962 (0-5)

8/10	L	7	Green Bay (54,500).....	31
8/18	L	24	Detroit @Cleveland (77,683).....	35
8/25	L	10	Baltimore @Roanoke (14,000).....	24
9/1	L	7	San Fran. @Sacramento (20,000).....	26
9/8	L	26	Minnesota @Atlanta (12,500).....	45

1963 (3-2)

8/8	W	17	@ Los Angeles (70,675).....	14
8/17	L	10	Green Bay (53,121).....	31
8/24	L	17	Los Angeles @Portland (29,349).....	20
8/30	W	37	San Fran. @Bakersfield (9,927).....	24
9/7	W	27	Detroit @New Orleans (51,218).....	17

1964 (1-4)

8/8	L	6	@ Los Angeles (57,450).....	17
8/15	W	34	San Francisco @Portland (24,679).....	23
8/22	L	16	Los Angeles @Portland (30,565).....	25
8/29	L	3	Green Bay (60,057).....	35
9/5	L	6	Chicago @New Orleans(35,000).....	21

1965 (2-3)

8/17	L	0	@ Los Angeles (31,579).....	9
8/21	L	7	San Francisco @Portland(24,837).....	27
8/28	W	21	Green Bay (67,954).....	12
9/3	L	17	Minnesota @Birmingham (41,500).....	57
9/11	W	34	Chicago @Tulsa (33,525).....	21



8/7	W	24	@ San Francisco (28,899)	13
8/13	W	20	@ Los Angeles (44,217)	10
8/20	W	21	Green Bay (75,504)	3
8/27	W	20	Detroit @Tulsa (31,250)	10
9/2	W	28	Minnesota (58,316)	24

1967 (2-3)

8/12	L	6	@ Los Angeles (57,595)	20
8/20	W	30	@ San Francisco (31,212)	24
8/28	L	3	Green Bay (78,087)	20
9/2	W	30	@ Houston (53,125)	17
9/9	L	7	Baltimore (58,492)	33

1968 (3-3)

8/3	L	24	Chicago @Canton (14,578)	30
8/11	W	16	@ San Francisco (27,530)	14
8/17	W	42	@ Los Angeles (64,978)	10
8/24	L	27	Green Bay (72,014)	31
8/31	W	33	@ Houston (52,289)	19
9/7	L	10	Baltimore (69,520)	16

1969 (4-2)

8/8	L	17	@ Los Angeles (87,381)	24
8/17	W	20	@ San Francisco (33,894)	17
8/23	W	31	Green Bay (73,764)	13
8/28	W	14	@ Houston (55,310)	11
9/6	W	25	N.Y. Jets (74,771)	9
9/14	L	7	Baltimore (58,975)	23

1970 (1-5)

8/8	W	20	@ San Diego (39,392)	10
8/15	L	10	@ Los Angeles (64,646)	17
8/22	L	34	Green Bay (72,389)	35
8/29	L	21	@ Houston (46,548)	37
9/5	L	0	Kansas City (69,055)	13
9/13	L	21	N.Y. Jets (55,297)	29

1971 (6-0)

8/6	W	45	@ Los Angeles (87,187)	21
8/14	W	36	New Orleans (73,560)	21
8/20	W	16	Cleveland (69,099)	15
8/26	W	28	@ Houston (49,078)	20
9/3	W	27	@ Baltimore (22,291)	14
9/11	W	24	Kansas City (74,035)	17

1972 (6-1)

7/28	W	20	College All-Stars @ Chi. (54,162)	7
8/5	W	26	Houston (65,405)	24
8/12	W	27	@ Los Angeles (66,051)	13
8/19	W	30	@ New Orleans (81,070)	7
8/26	W	34	N.Y. Jets (65,386)	27
9/2	L	10	@ Kansas City (79,592)	20
9/9	W	16	Oakland (62,607)	10

1973 (4-2)

8/3	W	24	@ Los Angeles (75,461)	7
8/11	L	26	@ Oakland (53,723)	27
8/18	W	24	New Orleans (61,022)	14
8/23	L	24	@ Houston (46,942)	27
9/1	W	27	Kansas City (57,468)	16
9/6	W	26	Miami (61,378)	23

1974 (3-3)

8/3	L	7	@ Oakland (41,049)	27
8/10	W	13	@ Los Angeles (46,468)	6
8/17	W	19	Houston (53,148) (OT)	13
8/24	L	7	@ New Orleans (56,563)	16
8/31	W	25	Kansas City (43,492)	16
9/5	L	15	Pittsburgh (43,900)	41

1975 (2-4)

8/9	L	7	@ Los Angeles (62,843)	35
8/18	L	20	@ Kansas City (35,630)	26
8/23	L	13	Minnesota (45,395)	16
8/30	W	17	@ Houston (46,951)	14
9/5	L	20	Oakland (39,562)	31
9/13	W	17	Pittsburgh (43,186)	16

1976 (3-3)

7/31	L	14	@ Oakland (52,391)	17
8/7	L	14	@ Los Angeles (60,158)	26
8/14	L	9	Denver (54,567)	13
8/21	W	36	Detroit @Memphis (30,340)	16
8/28	W	20	Pittsburgh (64,264)	10
9/4	W	26	Houston (58,844) (OT)	20

1977 (3-3)

8/6	W	34	San Diego (59,504)	14
8/13	L	17	@ Seattle (58,789) (OT)	23
8/20	L	14	Miami (56,820)	20
8/27	W	23	Baltimore (54,835)	21
9/3	L	14	@ Houston (49,777)	23
9/8	W	30	Pittsburgh (49,824)	0

1978 (3-1)

8/5	W	41	San Francisco (63,736)	24
8/12	W	21	@ Denver (74,619)	14
8/19	L	13	Houston (62,242)	27
8/26	W	16	Pittsburgh (59,747)	13

1979 (3-2)

7/28	L	13	Oakland @Canton (20,648)	20
8/4	W	7	Denver (61,192)	6
8/12	L	17	@ Seattle (59,803)	27
8/18	W	16	Houston (62,803)	13
8/25	W	16	Pittsburgh (64,543)	14

1980 (3-1)

8/9	W	17	Green Bay (54,876)	14
8/16	W	19	@ Los Angeles (63,283)	16
8/23	W	20	Houston (63,658)	13
8/30	L	10	Pittsburgh (62,795)	31

1981 (2-2)

8/8	L	17	Green Bay (55,987)	21
8/15	L	21	@ Los Angeles (61,459)	33
8/22	W	24	Pittsburgh (63,504)	14
8/29	W	28	Houston (63,799)	20

1982 (3-1)

8/14	L	10	Buffalo (48,612)	14
8/21	W	26	@ San Diego (49,182)	16
8/28	W	36	New England (50,113)	21
9/4	W	20	Houston (60,150)	14

1983 (3-1)

8/6	W	20	Miami (46,826)	17
8/15	W	30	@ L.A. Rams (54,268)	7
8/20	L	7	Pittsburgh (62,164)	24
8/27	W	34	Houston (54,363)	31

1984 (3-1)

8/4	W	31	Green Bay (43,371)	17
8/11	W	24	@ San Diego (50,740)	13
8/16	L	10	Pittsburgh (55,658)	20
8/25	W	31	Houston (53,877)	24

1985 (4-0)

8/10	W	27	Green Bay (41,847)	3
8/17	W	27	@ San Diego (48,596) (OT)	24
8/26	W	15	Chicago (49,540)	13
8/31	W	20	Houston (53,812)	10



1986 (0-5)

8/3	L	6	Chicago @London (82,699)	17
8/9	L	0	@ San Diego (47,744)	20
8/16	L	19	@ L.A. Rams (52,153)	24
8/22	L	28	Pittsburgh (54,299)	41
8/30	L	14	Houston (62,239)	17

1987 (1-3)

8/15	L	0	@ San Diego (48,020)	29
8/22	W	13	@ San Francisco (57,598)	3
8/30	L	10	L.A. Raiders (46,666)	34
9/5	L	13	Houston (47,043)	18

1988 (2-2)

8/6	L	21	@ San Diego (40,110)	24
8/13	W	27	@ L.A. Raiders (40,774)	17
8/22	W	17	Chicago (47,796)	9
8/27	L	10	Houston (48,400)	54

1989 (3-1)

8/13	W	20	@ San Diego (45,203)	3
8/19	W	27	@ L.A. Raiders (32,358)	20
8/26	L	21	@ Denver (74,076) (OT)	24
9/2	W	30	Houston (63,582)	28

1990 (1-3)

8/11	L	16	@ San Diego (42,221)	28
8/18	L	14	@ L.A. Raiders (28,273)	16
8/25	W	20	Pittsburgh (47,723)	9
9/1	L	6	Houston (55,499)	27

1991 (2-2)

8/3	W	24	@ Kansas City (56,038)	14
8/12	L	12	L.A. Raiders (55,981)	17
8/18	L	20	@ Houston (53,314)	30
8/23	W	20	Atlanta (53,689) (OT)	17

1992 (2-3)

8/2	L	23	Houston @Tokyo (51,058)	34
8/7	W	27	@Miami (50,803)	24
8/15	L	16	Houston (61,334)	17
8/22	W	17	Denver (61,485)	3
8/28	L	13	Chicago (60,218)	20

1993 (1-3-1)

8/1	L	7	Minnesota (60,010)	13
8/8	T	13	Detroit @London (43,522) (OT)	13
8/14	W	13	L.A. Raiders (60,411)	7
8/21	L	20	Houston @San Antonio (63,285)	23
8/27	L	21	@ Chicago (56,181)	23

1994 (2-3)

7/31	W	17	Minnesota (59,062)	9
8/7	L	19	L.A. Raiders (61,932)	27
8/15	L	0	Houston @Mexico City (112,376)	.6
8/21	W	34	Denver(63,923)	10
8/25	L	10	@ New Orleans (57,281)	28

1995 (2-3)

7/29	W	21	Buffalo (62,752)	15
8/5	L	14	Oakland (62,031)	27
8/12	L	7	Buffalo @Toronto (55,799)	9
8/21	L	17	@ Denver(72,451)	20
8/26	W	10	Houston @ San Antonio (52,512)	0

All-Time Preseason Record (90-88-1)

Arizona	0-1	Miami	3-1
Atlanta	1-0	Minnesota	3-4
Baltimore	0-0	New England	1-0
Buffalo	1-2	New Orleans	3-2
Carolina	0-0	New York Giants	1-1
Chicago	3-5	New York Jets	2-1
Cincinnati	0-0	Oakland	4-11
Cleveland	1-0	Philadelphia	0-0
Denver	4-3	Pittsburgh	7-5
Detroit	3-1-1	St. Louis	9-11
Green Bay	6-9	San Diego	6-4
Houston	17-13	San Francisco	8-4
Indianapolis	3-5	Seattle	0-2
Jacksonville	0-0	Tampa Bay	0-0
Kansas City	4-3	Washington	0-0





THE OPPONENTS

Arizona Cardinals
 (Dallas Leads Series 44-22-1)

Year	Site	Winner-Score	Att.
1960	St. Louis	St. Louis, 12-10	23,128
1961	Dallas	St. Louis, 31-17	20,500
1961	St. Louis	St. Louis, 31-13	15,384
1962	Dallas	St. Louis, 28-24	16,027
1962	St. Louis	St. Louis, 55-20	14,201
1963	Dallas	St. Louis, 34-7	36,432
1963	St. Louis	Dallas, 28-24	12,695
1964	Dallas	St. Louis, 16-6	36,605
1964	St. Louis	Dallas, 31-13	28,253
1965	St. Louis	St. Louis, 20-13	32,034
1965	Dallas	Dallas, 27-13	38,499
1966	St. Louis	Tie, 10-10	50,673
1966	Dallas	Dallas, 31-17	76,965
1967	Dallas	Dallas, 46-21	68,787
1968	Dallas	Dallas, 27-10	48,296
1969	Dallas	Dallas, 24-3	62,134
1970	St. Louis	St. Louis, 20-7	50,780
1970	Dallas	St. Louis, 38-0	69,323
1971	St. Louis	Dallas, 16-13	50,486
1971	Dallas	Dallas, 31-12	66,672
1972	Dallas	Dallas, 33-24	65,218
1972	St. Louis	Dallas, 27-6	49,787
1973	Dallas	Dallas, 45-10	64,729
1973	St. Louis	Dallas, 30-3	43,946
1974	St. Louis	St. Louis, 31-28	49,885
1974	Dallas	Dallas, 17-14	64,146
1975	Dallas	Dallas, 37-31	52,417
1975	St. Louis	St. Louis, 31-17	49,701
1976	St. Louis	St. Louis, 21-17	50,317
1976	Dallas	Dallas, 19-14	62,498
1977	St. Louis	Dallas, 30-24	50,129
1977	Dallas	St. Louis, 24-17	64,038
1978	Dallas	Dallas, 21-12	62,760
1978	St. Louis	Dallas, 24-21 (OT)	48,991
1979	St. Louis	Dallas, 22-21	50,855
1979	Dallas	Dallas, 22-13	64,300
1980	St. Louis	Dallas, 27-24	50,701
1980	Dallas	Dallas, 31-21	52,567
1981	Dallas	Dallas, 30-17	63,602
1981	St. Louis	St. Louis, 20-17	49,777
1982	St. Louis	Dallas, 24-7	50,705
1983	St. Louis	Dallas, 34-17	48,532
1983	Dallas	Dallas, 35-17	60,764
1984	Dallas	St. Louis, 31-20	61,438
1984	St. Louis	Dallas, 24-17	48,721
1985	St. Louis	St. Louis, 21-10	49,347
1985	Dallas	Dallas, 35-17	54,125
1986	St. Louis	Dallas, 31-7	49,077
1986	Dallas	Dallas, 37-6	60,756
1987	St. Louis	St. Louis, 24-13	47,241
1987	Dallas	Dallas, 21-16	36,788
1988	Phoenix	Dallas, 17-14	67,139
1988	Dallas	Phoenix, 16-10	42,196
1989	Dallas	Phoenix, 19-10	44,431
1989	Phoenix	Phoenix, 24-20	49,657
1990	Phoenix	Phoenix, 20-3	45,235
1990	Dallas	Dallas, 41-10	60,190
1991	Phoenix	Dallas, 17-9	68,814
1991	Dallas	Dallas, 27-7	61,190
1992	Dallas	Dallas, 31-20	62,575
1992	Phoenix	Dallas, 16-10	72,439
1993	Phoenix	Dallas, 17-10	73,025
1993	Dallas	Dallas, 20-15	64,224
1994	Dallas	Dallas, 38-3	64,518
1994	Arizona	Dallas, 28-21	71,023

Continued

Arizona Cardinals Cont.

1995	Dallas	Dallas, 34-20	64,560
1995	Arizona	Dallas, 37-13	72,394

1996	Oct. 13 at Dallas
1996	Dec. 8 at Arizona

ARIZONA CARDINALS

'95 Results (4-12)	'96 Schedule
7 @ Washington	7 Sept. 1 @ Indiana
19 Philadelphia	8 Sept. 8 Miami
20 @ Detroit	9 Sept. 15 @ New Eng.
20 @ Dallas	14 Sept. 22 @ New Or.
3 Kansas City	24 Sept. 29 St. Louis
21 @ N.Y. Giants	27 Oct. 6 Open Date
24 Washington	20 Oct. 13 @ Dallas
20 Seattle	14 Oct. 20 Tampa Bay
6 @ Denver	38 Oct. 27 N.Y. Jets
24 Minnesota	30 Nov. 3 @ N.Y. Giants
7 @ Carolina	27 Nov. 10 @ Wash.
40 Atlanta	37 Nov. 17 N.Y. Giants
6 N.Y. Giants	10 Nov. 24 Philadelphia
25 @ San Diego	28 Dec. 1 @ Minnesota
20 @ Phil.	21 Dec. 8 Dallas
13 Dallas	37 Dec. 15 Washington
275	422 Dec. 22 @ Phila.

Atlanta Falcons
 (Dallas Leads Series, 12-6)

Year	Site	Winner-Score	Att.
1966	Atlanta	Dallas, 47-14	56,990
1967	Dallas	Dallas, 37-7	54,751
1969	Atlanta	Dallas, 24-17	54,833
1970	Dallas	Dallas, 13-0	53,611
1974	Atlanta	Dallas, 24-0	52,322
1976	Atlanta	Atlanta, 17-10	54,972
1978*	Dallas	Dallas, 27-20	60,388
1980*	Atlanta	Dallas, 30-27	60,022
1985	Dallas	Dallas, 24-10	57,941
1986	Dallas	Atlanta, 37-35	62,880
1987	Dallas	Atlanta, 21-10	40,103
1988	Dallas	Dallas, 26-20	39,702
1989	Atlanta	Atlanta, 27-21	55,285
1990	Atlanta	Atlanta, 26-7	50,097
1991	Dallas	Dallas, 31-27	60,962
1992	Atlanta	Dallas, 41-17	67,036
1993	Atlanta	Atlanta, 27-14	67,337
1995	Atlanta	Dallas, 28-13	70,089

1996 Oct. 20 at Dallas

*NFC Divisional Playoffs

Continued





ATLANTA FALCONS

'95 Results (9-7)		'96 Schedule	
23	Carolina	20	Sept. 1 @ Carolina
10	@ San Fran.	41	Sept. 8 Minnesota
27	@ New OrL.	24	Sept. 15 Open Date
13	N.Y. Jets	3	Sept. 22 Philadelphia
30	New England	17	Sept. 29 @ San Fran.
19	@ St. Louis	21	Oct. 6 @ Detroit
24	@ Tampa Bay	21	Oct. 13 Houston
13	Dallas	28	Oct. 20 @ Dallas
34	Detroit	22	Oct. 27 Pittsburgh
17	@ Buffalo	23	Nov. 3 Carolina
31	St. Louis	6	Nov. 10 @ St. Louis
37	@ Arizona	40	Nov. 17 New Orleans
20	@ Miami	21	Nov. 24 @ Cincinnati
19	New Orleans	14	Dec. 2 San Francisco
17	@ Carolina	21	Dec. 8 @ New OrL.
28	San Fran.	27	Dec. 15 St. Louis
362		349	Dec. 22 @ Jacksonv'l

Baltimore Ravens

(Series Tied, 0-0)

Buffalo Bills

(Dallas Leads Series, 5-2)

Year	Site	Winner-Score	Att.
1971	Buffalo	Dallas, 49-37	46,206
1976	Dallas	Dallas, 17-10	51,779
1981	Dallas	Dallas, 27-14	62,583
1984	Buffalo	Buffalo, 14-3	74,391
1992*	Pasadena	Dallas, 52-17	98,374
1993	Dallas	Buffalo, 13-10	63,226
1993**	Atlanta	Dallas, 30-13	72,817

1996 Sept. 22 at Buffalo

*Super Bowl XXVII, Jan. 31, 1993

**Super Bowl XXVIII, Jan. 30, 1994

BUFFALO BILLS

'95 Results (10-6)		'96 Schedule	
7	@ Denver	22	Sept. 1 @ N.Y. Giants
31	Carolina	9	Sept. 8 New England
20	Indianapolis	14	Sept. 16 @ Pittsburgh
22	@ Cleveland	19	Sept. 22 Dallas
29	N.Y. Jets	10	Sept. 29 Open Date
27	Seattle	21	Oct. 6 Indianapolis
14	@ New Eng.	27	Oct. 13 Miami
6	@ Miami	23	Oct. 20 @ N.Y. Jets
16	@ Indianap.	10	Oct. 27 @ New Eng.
23	Atlanta	17	Nov. 3 Washington
28	@ N.Y. Jets	26	Nov. 10 @ Philadel.
25	New Eng.	35	Nov. 17 Cincinnati
17	@ San Fran.	27	Nov. 24 N.Y. Jets
45	@ St. Louis	27	Dec. 1 @ Indianapolis
23	Miami	20	Dec. 8 @ Seattle
17	Houston	28	Dec. 16 @ Miami
350		335	Dec. 22 Kansas City

Carolina Panthers

(Series Tied, 0-0)

Chicago Bears

(Dallas Leads Series, 10-6)

Year	Site	Winner-Score	Att.
1960	Chicago	Chicago, 17-7	39,951

Continued

Chicago Bears, Cont.

1962	Dallas	Chicago, 34-33	12,692
1964	Chicago	Dallas, 24-10	47,527
1968	Chicago	Dallas, 34-3	46,667
1971	Chicago	Chicago, 23-19	55,049
1973	Chicago	Dallas, 20-17	55,701
1976	Dallas	Dallas, 31-21	61,346
1977*	Dallas	Dallas, 37-7	62,920
1979	Dallas	Dallas, 24-20	64,056
1981	Dallas	Dallas, 10-9	63,499
1984	Chicago	Dallas, 23-14	63,623
1985	Dallas	Chicago, 44-0	63,855
1986	Dallas	Chicago, 24-10	57,256
1988	Chicago	Chicago, 17-7	64,759
1991**	Chicago	Dallas, 17-13	62,594
1992	Dallas	Dallas, 27-14	63,101

1996 Sept. 2 at Chicago

*NFC Divisional Playoffs

**NFC First-Round Playoffs

CHICAGO BEARS

'95 Results (9-7)		'96 Schedule	
31	Minn.	14	Sept. 2 Dallas
24	Green Bay	27	Sept. 8 @ Washington
25	@ Tampa Bay	6	Sept. 15 Minnesota
28	@ St. Louis	34	Sept. 22 @ Detroit
31	Carolina	27	Sept. 29 Oakland
30	@ Jacksonville	27	Oct. 6 Green Bay
35	Houston	32	Oct. 13 @ N Orleans
14	@ Minnesota	6	Oct. 20 Open Date
34	Pittsburgh (OT)	37	Oct. 28 @ Minnesota
28	@ Green Bay	35	Nov. 3 Tampa Bay
17	Detroit	24	Nov. 10 @ Denver
27	@ N.Y. Giants	24	Nov. 17 @ Kansas City
7	@ Detroit	27	Nov. 24 Detroit
10	@ Cincinnati	16	Dec. 1 @ Green Bay
31	Tampa Bay	10	Dec. 8 St. Louis
20	Philadelphia	14	Dec. 14 San Diego
392		360	Dec. 22 @ Tampa

Cincinnati Bengals

(Dallas Leads Series, 4-2)

Year	Site	Winner-Score	Att.
1973	Dallas	Dallas, 38-10	58,802
1979	Dallas	Dallas, 38-13	63,179
1985	Cincinnati	Cincinnati, 50-24	56,936
1988	Dallas	Cincinnati, 38-24	37,865
1991	Dallas	Dallas, 35-23	63,275
1994	Cincinnati	Dallas, 23-20	57,096

Cleveland Browns

(Cleveland Leads Series, 17-10)

Year	Site	Winner-Score	Att.
1960	Dallas	Cleve., 48-7	28,500
1961	Cleveland	Cleve., 25-7	43,638
1961	Dallas	Cleve., 38-17	23,500
1962	Cleveland	Cleve., 19-10	40,040
1962	Dallas	Dallas, 45-21	24,226
1963	Dallas	Cleve., 41-24	28,710
1963	Cleveland	Cleve., 27-17	55,096
1964	Cleveland	Cleve., 27-6	72,062
1964	Dallas	Cleve., 20-16	37,456
1965	Cleveland	Cleve., 23-17	80,451
1965	Dallas	Cleve., 24-17	76,251
1966	Cleveland	Cleve., 30-21	84,721
1966	Dallas	Dallas, 26-14	80,259

Continued

**Cleveland Browns, Cont.**

1967	Cleveland	Dallas, 21-14	81,039
1967*	Dallas	Dallas, 52-14	70,786
1968	Dallas	Dallas, 28-7	68,733
1968*	Cleveland	Cleve., 31-20	81,497
1969	Cleveland	Cleve., 42-10	84,850
1969*	Dallas	Cleve., 38-14	69,321
1970	Cleveland	Dallas, 6-2	75,458
1974	Dallas	Dallas, 41-17	48,754
1979	Cleveland	Cleve., 26-7	80,123
1982	Dallas	Dallas, 31-14	46,267
1985	Dallas	Dallas, 20-7	61,456
1988	Cleveland	Cleve., 24-21	77,683
1991	Cleveland	Dallas, 26-14	78,860
1994	Dallas	Cleve., 19-14	64,826

*Eastern Conference Championship Game

Denver Broncos

(Dallas Leads Series, 5-2)

Year	Site	Winner-Score	Att.
1973	Denver	Dallas, 22-10	51,706
1977	Dallas	Dallas, 14-6	63,752
1978*	N. Orleans	Dallas, 27-10	76,400
1980	Denver	Denver, 41-20	74,919
1986	Denver	Denver, 29-14	76,082
1992	Denver	Dallas, 31-27	74,946
1995	Dallas	Dallas, 31-21	64,578

*Super Bowl XII, Jan. 15, 1978

Detroit Lions

(Dallas Leads Series, 8-7)

Year	Site	Winner-Score	Att.
1960	Detroit	Detroit, 23-14	43,272
1963	Dallas	Dallas, 17-14	27,262
1968	Dallas	Dallas, 59-13	61,382
1970*	Dallas	Dallas, 5-0	73,167
1972	Dallas	Dallas, 28-24	65,378
1975	Detroit	Dallas, 36-10	79,784
1977	Dallas	Dallas, 37-0	63,160
1981	Detroit	Detroit, 27-24	79,694
1985	Detroit	Detroit, 26-21	72,985
1986	Detroit	Dallas, 31-7	73,812
1987	Detroit	Detroit, 27-17	45,325
1991	Detroit	Detroit, 34-10	74,906
1991*	Detroit	Detroit, 38-6	78,290
1992	Detroit	Dallas, 37-3	74,816
1994	Dallas	Detroit, 20-17 (OT)	64,102

*NFC Divisional Playoffs

Green Bay Packers

(Dallas Leads Series, 12-10)

Year	Site	Winner-Score	Att.
1960	Gr. Bay	Green Bay, 41-7	32,294
1964	Dallas	Green Bay, 45-21	44,975
1965	Milwau.	Green Bay, 13-3	48,311
1966*	Dallas	Green Bay, 34-27	75,504
1967*	Gr. Bay	Green Bay, 21-17	50,861
1968	Dallas	Green Bay, 28-17	74,604
1970	Dallas	Dallas, 16-3	67,182
1972	Milwau.	Green Bay, 16-14	47,103
1975	Dallas	Green Bay, 19-17	64,934
1978	Milwau.	Dallas, 42-14	55,256
1980	Milwau.	Dallas, 28-7	54,776
1982**	Dallas	Dallas, 37-26	63,972

Continued

Green Bay Packers, Cont.

1984	Dallas	Dallas, 20-6	64,222
1989	Gr. Bay	Green Bay, 31-13	56,656
1989	Dallas	Green Bay, 20-10	41,265
1991	Milwau.	Dallas, 20-17	53,695
1993	Dallas	Dallas, 36-14	63,568
1993\$	Dallas	Dallas, 27-17	64,790
1994	Dallas	Dallas, 42-31	64,597
1994\$	Dallas	Dallas, 35-9	64,745
1995	Dallas	Dallas, 34-24	64,806
1995#	Dallas	Dallas, 38-27	65,135

1996 Nov. 18 at Dallas

\$NFC Divisional Playoffs

#NFC Championship Game

\$NFL Championship Game

*Super Bowl Tournament

GREEN BAY PACKERS

'95 Results (11-5)		'96 Schedule	
14	St. Louis	17	Sept. 1 @ Tampa Bay
27	@ Chicago	24	Sept. 9 Philadelphia
14	N.Y. Giants	6	Sept. 15 San Diego
24	@ Jack ville	14	Sept. 22 @ Minnesota
24	@ Dallas	34	Sept. 29 @ Seattle
30	Detroit	21	Oct. 6 @ Chicago
38	Minnesota	21	Oct. 14 San Fran.
16	@ Detroit	24	Oct. 20 Open Date
24	@ Minnesota	27	Oct. 27 Tampa Bay
35	Chicago	28	Nov. 3 Detroit
31	@ Cleveland	20	Nov. 10 @ Kansas City
35	Tampa Bay	13	Nov. 18 @ Dallas
24	Cincinnati	10	Nov. 24 @ St. Louis
10	@ Tampa Bay	13	Dec. 1 Chicago
34	New Orleans	23	Dec. 8 Denver
24	Pittsburgh	19	Dec. 15 @ Detroit
404		314	Dec. 22 Minnesota

Houston Oilers

(Dallas Leads Series, 5-3)

Year	Site	Winner-Score	Att.
1970	Dallas	Dallas, 52-10	50,504
1974	Houston	Dallas, 10-0	49,775
1979	Dallas	Houston, 30-24	63,897
1982	Houston	Dallas, 37-7	51,808
1985	Houston	Dallas, 17-10	49,686
1988	Dallas	Houston, 25-17	50,845
1991	Houston	Houston, 26-23 (OT)	63,001
1994	Dallas	Dallas, 20-17	64,402

Indianapolis Colts

(Dallas Leads Series, 7-3)

Year	Site	Winner-Score	Att.
1960	Dallas	Baltimore, 45-7	25,500
1967	Baltimore	Baltimore, 23-17	60,238
1969	Dallas	Dallas, 27-10	63,191
1970*	Miami	Baltimore, 16-13	80,055
1972	Baltimore	Dallas, 21-0	58,992
1976	Dallas	Dallas, 30-27	64,237
1978	Dallas	Dallas, 38-0	64,224
1981	Baltimore	Dallas, 37-13	54,871
1984	Dallas	Dallas, 22-3	58,724
1993	Indianapolis	Dallas, 27-3	60,453

1996 Sept. 15 at Dallas

*Super Bowl V, Jan. 17, 1971

Continued



INDIANAPOLIS COLTS

'95 Results (9-7)		'96 Schedule	
21 Cincinnati	24	Sept. 1 Arizona	
27 @ N.Y. Jets	24	Sept. 8 @ N.Y. Jets	
14 @ Buffalo	20	Sept. 15 @ Dallas	
21 St. Louis	18	Sept. 23 Miami	
27 @ Miami	24	Sept. 29 Open Date	
18 San Fran.	17	Oct. 6 @ Buffalo	
17 @ Oakland	30	Oct. 13 Baltimore	
17 N.Y. Jets	10	Oct. 20 New England	
10 Buffalo	16	Oct. 27 @ Wash.	
14 @ New Orleans	17	Nov. 3 San Diego	
24 @ New Eng.	10	Nov. 10 @ Miami	
36 Miami	28	Nov. 17 N.Y. Jets	
10 @ Carolina	13	Nov. 24 @ New Eng.	
41 @ Jacksonville	31	Dec. 1 Buffalo	
24 San Diego	27	Dec. 5 Philadelphia	
10 New England	7	Dec. 15 @ Kansas City	
331	316	Dec. 22 @ Cincinnati	

Jacksonville Jaguars

(Series Tied, 0-0)

Kansas City Chiefs

(Dallas Leads Series, 4-2)

Year	Site	Winner-Score	Att.
1970	Kan. City	Dallas, 27-16	51,158
1975	Dallas	Kansas City, 34-31	63,539
1983	Dallas	Dallas, 41-21	64,103
1989	Kan. City	Kansas City, 36-28	76,841
1992	Dallas	Dallas, 17-10	64,115
1995	Dallas	Dallas, 24-12	64,901

Miami Dolphins

(Miami Leads Series, 6-2)

Year	Site	Winner-Score	Att.
1971*	N. Orleans	Dallas, 24-3	81,035
1973	Dallas	Miami, 14-7	64,100
1978	Miami	Miami, 23-16	69,414
1981	Dallas	Dallas, 28-27	64,221
1984	Miami	Miami, 28-21	74,139
1987	Dallas	Miami, 20-14	56,519
1989	Dallas	Miami, 17-14	56,044
1993	Dallas	Miami, 16-14	60,198

1996 Oct. 27 at Miami

*Super Bowl VI, Jan. 16, 1972

MIAMI DOLPHINS

'95 Results (9-7)		'96 Schedule	
52 N.Y. Jets	14	Sept. 1 New England	
20 @ New Eng.	3	Sept. 8 @ Arizona	
23 Pittsburgh	10	Sept. 15 N.Y. Jets	
26 @ Cincinnati	23	Sept. 23 @ Indianap.	
24 Indianapolis	27	Sept. 29 Open Date	
30 @ New Orleans	33	Oct. 6 Seattle	
16 @ N.Y. Jets	17	Oct. 13 @ Buffalo	
23 Buffalo	6	Oct. 20 @ Phila.	
24 @ San Diego	14	Oct. 27 Dallas	
17 New Eng.	34	Nov. 3 @ New Eng.	
20 San Fran.	44	Nov. 10 Indianapolis	
28 @ Indianap.	36	Nov. 17 @ Houston	
21 Atlanta	20	Nov. 25 Pittsburgh	
13 Kansas City	6	Dec. 1 @ Oakland	
20 @ Buffalo	23	Dec. 8 N.Y. Giants	
41 @ St. Louis	22	Dec. 16 Buffalo	
398	332	Dec. 22 @ N.Y. Jets	

Minnesota Vikings

(Dallas Leads Series, 12-7)

Year	Site	Winner-Score	Att.
1961	Dallas	Dallas, 21-7	20,500
1961	Minn.	Dallas, 28-0	33,070
1966	Dallas	Dallas, 28-17	64,116
1968	Dallas	Dallas, 20-7	47,644
1970	Minn.	Minn., 54-13	47,900
1971*	Minn.	Dallas, 20-12	49,100
1973**	Dallas	Minn., 27-10	64,524
1974	Dallas	Minn., 23-21	57,847
1975*	Minn.	Dallas, 17-14	48,341
1977	Minn.	Dallas, 16-10 (OT)	47,678
1977**	Dallas	Dallas, 23-6	61,968
1978	Dallas	Minn., 21-10	61,848
1979	Minn.	Dallas, 36-20	47,572
1982	Minn.	Minn., 31-27	60,007
1983	Minn.	Dallas, 37-24	60,774
1987	Dallas	Minn., 44-38 (OT)	54,229
1988	Dallas	Minn., 43-3	57,830
1993	Minn.	Dallas, 37-20	63,321
1995	Minn.	Dallas, 23-17 (OT)	60,088

*NFC Divisional Playoff Game

**NFC Championship Game

New England Patriots

(Dallas Leads Series, 6-0)

Year	Site	Winner-Score	Att.
1971	Dallas	Dallas, 44-21	65,708
1975	N. Eng.	Dallas, 34-31	60,905
1978	Dallas	Dallas, 17-10	63,263
1981	N. Eng.	Dallas, 35-21	60,311
1984	Dallas	Dallas, 20-17	55,341
1987	N. Eng.	Dallas, 23-17 (OT)	60,567

1996 Dec. 15 at Dallas

NEW ENGLAND PATRIOTS

'95 Results (6-10)		'96 Schedule	
17 Cleveland	14	Sept. 1 @ Miami	
3 Miami	20	Sept. 8 @ Buffalo	
3 @ San Fran.	28	Sept. 15 Arizona	
17 @ Atlanta	30	Sept. 22 Jacksonville	
3 Denver	37	Sept. 29 Open Date	
26 @ Kan. City	31	Oct. 6 @ Baltimore	
27 Buffalo	14	Oct. 13 Washington	
17 Carolina	20	Oct. 20 @ Indianap.	
20 @ N.Y. Jets	7	Oct. 27 Buffalo	
34 @ Miami	17	Nov. 3 Miami	
10 Indianapolis	24	Nov. 10 @ N.Y. Jets	
35 @ Buffalo	25	Nov. 17 Denver	
17 New Orleans	31	Nov. 24 Indianapolis	
31 N.Y. Jets	28	Dec. 1 @ San Diego	
27 @ Pittsburgh	41	Dec. 8 N.Y. Jets	
7 @ Indianap.	10	Dec. 15 @ Dallas	
294	377	Dec. 21 @ N.Y. Giants	

New Orleans Saints

(Dallas Leads Series, 14-3)

Year	Site	Winner-Score	Att.
1967	Dallas	Dallas, 14-10	52,562
1967	N.O.	Dallas, 27-10	83,437
1968	N.O.	Dallas, 17-3	84,728
1969	N.O.	Dallas, 21-17	79,567
1969	Dallas	Dallas, 33-17	68,282

Continued



New Orleans Saints, Cont.

1971	N.O.	N.O., 24-14	83,088
1973	Dallas	Dallas, 40-3	53,972
1976	N.O.	Dallas, 24-6	61,413
1978	Dallas	Dallas, 27-7	57,920
1982	Dallas	Dallas, 21-7	64,506
1983	Dallas	Dallas, 21-20	62,136
1984	Dallas	Dallas, 30-27 (OT)	50,966
1988	N.O.	N.O., 20-17	68,474
1989	N.O.	N.O., 28-0	66,977
1990	Dallas	Dallas, 17-13	60,087
1991	Dallas	Dallas, 23-14	64,530
1994	N.O.	Dallas, 24-16	67,323

New York Giants

(Dallas Leads Series, 43-22-2)

Year	Site	Winner-Score	Att.
1960	New York	Tie, 31-31	55,033
1961	Dallas	New York, 31-10	41,500
1961	New York	Dallas, 17-16	60,254
1962	Dallas	New York, 41-10	45,668
1962	New York	New York, 41-31	62,694
1963	New York	New York, 37-21	62,889
1963	Dallas	New York, 34-27	29,635
1964	Dallas	Tie, 13-13	33,225
1964	New York	Dallas, 31-21	63,031
1965	Dallas	Dallas, 31-2	59,366
1965	New York	Dallas, 38-20	62,871
1966	Dallas	Dallas, 52-7	60,010
1966	New York	Dallas, 17-7	62,735
1967	Dallas	Dallas, 38-24	66,209
1968	Dallas	New York, 27-21	72,163
1968	New York	Dallas, 28-10	62,617
1969	Dallas	Dallas, 25-3	58,964
1970	Dallas	Dallas, 28-10	57,236
1970	New York	New York, 23-20	62,938
1971	Dallas	Dallas, 20-13	68,378
1971	New York	Dallas, 42-14	62,815
1972	New York	Dallas, 23-14	62,725
1972	Dallas	New York, 23-3	64,602
1973	Dallas	Dallas, 45-28	64,898
1973	N. Haven	Dallas, 23-10	70,128
1974	Dallas	New York, 14-6	46,353
1974	N. Haven	Dallas, 21-7	61,191
1975	New York	Dallas, 13-7	56,511
1975	Dallas	Dallas, 14-3	53,329
1976	New York	Dallas, 24-14	76,042
1976	Dallas	Dallas, 9-3	58,870
1977	Dallas	Dallas, 41-21	64,215
1977	New York	Dallas, 24-10	74,532
1978	New York	Dallas, 34-24	73,265
1978	Dallas	Dallas, 24-3	64,869
1979	New York	Dallas, 16-14	76,490
1979	Dallas	Dallas, 28-7	63,787
1980	Dallas	Dallas, 24-3	59,126
1980	New York	New York, 38-35	68,343
1981	Dallas	Dallas, 18-10	63,499
1981	New York	N.Y., 13-10 (OT)	73,009
1983	Dallas	Dallas, 28-13	62,347
1983	New York	Dallas, 38-20	76,142
1984	New York	New York, 28-7	75,921
1984	Dallas	New York, 19-7	60,235
1985	New York	Dallas, 30-29	74,981
1985	Dallas	Dallas, 28-21	62,310
1986	Dallas	Dallas, 31-28	59,804
1986	New York	New York, 17-14	74,871
1987	New York	Dallas, 16-14	73,426
1987	Dallas	Dallas, 33-24	55,730
1988	Dallas	New York, 12-10	55,325
1988	New York	New York, 29-21	75,826

Continued

New York Giants, Cont.

1989	Dallas	New York, 30-13	51,785
1989	New York	New York, 15-0	72,141
1990	Dallas	New York, 28-7	61,090
1990	New York	New York, 31-17	75,923
1991	Dallas	Dallas, 21-16	64,010
1991	New York	New York, 22-9	76,410
1992	New York	Dallas, 34-28	76,430
1992	Dallas	Dallas, 30-3	62,616
1993	Dallas	Dallas, 31-9	64,735
1993	New York	Dallas, 16-13 (OT)	77,356
1994	Dallas	Dallas, 38-10	64,836
1994	New York	New York, 15-10	66,943
1995	New York	Dallas, 35-0	77,454
1995	Dallas	Dallas, 21-20	64,400

1996 Sept. 8 at Dallas

1996 Nov. 24 at New York

NEW YORK GIANTS

'95 Results (5-11)

0	Dallas	35	Sept. 1 Buffalo
17	@ Kansas City	20	Sept. 8 @ Dallas
6	@ Green Bay	14	Sept. 15 Wash.
45	New Orleans	29	Sept. 22 @ N.Y. Jets
6	@ San Fran.	20	Sept. 29 Minnesota
27	Arizona	21	Oct. 6 Open Date
14	Philadelphia	17	Oct. 13 Philadelphia
24	@ Wash.	15	Oct. 20 @ Wash.
28	@ Seattle	30	Oct. 27 @ Detroit
13	Oakland	17	Nov. 3 Arizona
19	@ Phil.	28	Nov. 10 @ Carolina
24	Chicago	27	Nov. 17 @ Arizona
10	@ Arizona	6	Nov. 24 Dallas
20	Washington	13	Dec. 1 @ Phil.
20	@ Dallas	21	Dec. 8 @ Miami
17	San Diego	27	Dec. 15 New Orleans
290		340	Dec. 21 New England

New York Jets

(Dallas Leads Series, 5-1)

Year	Site	Winner-Score	Att.
1971	Dallas	Dallas, 52-10	66,689
1975	New York	Dallas, 31-21	37,279
1978	New York	Dallas, 30-7	52,532
1987	New York	Dallas, 38-24	12,370
1990	New York	New York, 24-9	68,086
1993	New York	Dallas, 28-7	73,233

Oakland Raiders

(Series Tied, 3-3)

Year	Site	Winner-Score	Att.
1974	Oakland	Oakland, 27-23	45,850
1980	Oakland	Dallas, 19-13	53,194
1983	Dallas	L.A., 40-38	64,991
1986	Dallas	L.A., 17-13	61,706
1992	L.A.	Dallas, 28-13	91,505
1995	Oakland	Dallas, 34-21	54,092

Philadelphia Eagles

(Dallas Leads Series 45-28)

Year	Site	Winner-Score	Att.
1960	Dallas	Phil., 27-25	18,500
1961	Dallas	Phil., 43-7	25,000
1961	Phil.	Phil., 35-13	60,127

Continued

THE HISTORY



Philadelphia Eagles, Cont.

1962	Dallas	Dallas, 41-19	18,645
1962	Phil.	Phil., 28-14	58,070
1963	Phil.	Phil., 24-21	60,671
1963	Dallas	Dallas, 27-20	23,694
1964	Dallas	Phil., 17-14	55,972
1964	Phil.	Phil., 24-14	60,671
1965	Dallas	Phil., 35-24	56,249
1965	Phil.	Dallas, 21-19	54,714
1966	Dallas	Dallas, 56-7	69,372
1966	Phil.	Phil., 24-23	60,658
1967	Phil.	Phil., 21-14	60,740
1967	Dallas	Dallas, 38-17	55,834
1968	Phil.	Dallas, 45-13	60,858
1968	Dallas	Dallas, 34-14	72,083
1969	Phil.	Dallas, 38-7	60,658
1969	Dallas	Dallas, 49-14	71,509
1970	Phil.	Dallas, 17-7	59,728
1970	Dallas	Dallas, 21-17	55,736
1971	Phil.	Dallas, 42-7	65,358
1971	Dallas	Dallas, 20-7	60,178
1972	Dallas	Dallas, 28-6	55,850
1972	Phil.	Dallas, 28-7	65,720
1973	Phil.	Phil., 30-16	65,954
1973	Dallas	Dallas, 31-10	61,985
1974	Phil.	Phil., 13-10	64,088
1974	Dallas	Dallas, 31-24	43,586
1975	Phil.	Dallas, 20-17	64,889
1975	Dallas	Dallas, 27-17	57,893
1976	Dallas	Dallas, 27-7	54,052
1976	Phil.	Dallas, 26-7	55,072
1977	Phil.	Dallas, 16-10	65,507
1977	Dallas	Dallas, 24-14	60,289
1978	Dallas	Dallas, 14-7	60,525
1978	Phil.	Dallas, 31-13	64,667
1979	Dallas	Phil., 31-21	62,417
1979	Phil.	Dallas, 24-17	71,434
1980	Phil.	Phil., 17-10	70,696
1980	Dallas	Dallas, 35-27	62,548
1981**	Phil.	Phil., 20-7	70,696
1981	Phil.	Dallas, 17-14	72,111
1981	Dallas	Dallas, 21-10	64,955
1982	Dallas	Phil., 24-20	46,199
1982	Dallas	Dallas, 37-7	63,070
1983	Phil.	Dallas, 27-20	71,236
1984	Dallas	Dallas, 23-17	64,521
1984	Phil.	Dallas, 26-10	66,322
1985	Phil.	Phil., 16-14	70,114
1985	Dallas	Dallas, 35-17	54,047
1986	Phil.	Dallas, 17-14	68,572
1986	Dallas	Phil., 23-21	46,117
1987	Dallas	Dallas, 41-22	40,622
1987	Phil.	Phil., 37-20	61,630
1988	Phil.	Phil., 24-23	66,309
1988	Dallas	Phil., 23-7	46,131
1989	Dallas	Phil., 27-0	54,444
1989	Phil.,	Phil., 20-10	59,842
1990	Dallas	Phil., 21-20	62,605
1990	Phil.,	Phil., 17-3	63,895
1991	Dallas	Phil., 24-0	62,656
1991	Phil.	Dallas, 25-13	65,854
1992	Phil.	Phil., 31-7	66,572
1992	Dallas	Dallas, 20-10	65,012
1992*	Dallas	Dallas, 34-10	63,721
1993	Phil.	Dallas, 23-10	61,912
1993	Dallas	Dallas, 23-17	64,521
1994	Dallas	Dallas, 24-13	64,703
1994	Phil.	Dallas, 31-19	65,947
1995	Dallas	Dallas, 34-12	64,876
1995	Phil.	Phil., 20-17	66,198
1995*	Dallas	Dallas, 30-11	64,371

Continued

Philadelphia Eagles, Cont.

1996 Sept. 30 at Philadelphia

1996 Nov. 3 at Dallas

*NFC Divisional Playoffs

*NFC Championship Game

PHILADELPHIA EAGLES

'95 Results (10-6)

6	Tampa Bay	21
31	@ Arizona	19
21	San Diego	27
17	@ Oakland	48
15	@ New Orleans	10
37	Washington	34
17	@ NY Giants	14
20	St. Louis	9
12	@ Dallas	34
31	Denver	13
28	NY Giants	19
14	@ Washington	7
14	@ Seattle	26
20	Dallas	17
21	Arizona	20
14	@ Chicago	20
318		336

'96 Schedule

Sept. 1	@ Washington
Sept. 9	@ Green Bay
Sept. 15	Detroit
Sept. 22	@ Atlanta
Sept. 30	Dallas
Oct. 6	Open Date
Oct. 13	@ N.Y. Giants
Oct. 20	Miami
Oct. 27	Carolina
Nov. 3	@ Dallas
Nov. 10	Buffalo
Nov. 17	Washington
Nov. 24	@ Arizona
Dec. 1	N.Y. Giants
Dec. 5	@ Indianapolis
Dec. 14	@ N.Y. Jets
Dec. 22	Arizona

Pittsburgh Steelers (Dallas Leads Series, 14-13)

Year	Site	Winner-Score	Att.
1960	Dallas	Pitts., 35-28	30,000
1961	Dallas	Dallas, 27-24	23,500
1961	Pitts.	Pitts., 37-7	17,519
1962	Dallas	Pitts., 30-28	19,478
1962	Pitts.	Dallas, 42-27	23,106
1963	Pitts.	Pitts., 27-21	19,047
1963	Dallas	Pitts., 24-19	24,136
1964	Pitts.	Pitts., 23-17	35,594
1964	Dallas	Dallas, 17-14	35,271
1965	Pitts.	Pitts., 22-13	37,804
1965	Dallas	Dallas, 24-17	57,293
1966	Dallas	Dallas, 52-21	58,453
1966	Pitts.	Dallas, 20-7	42,185
1967	Pitts.	Dallas, 24-21	39,641
1968	Dallas	Dallas, 28-7	55,069
1969	Pitts.	Dallas, 10-7	24,990
1972	Dallas	Dallas, 17-13	65,682
1975*	Miami	Pitts., 21-17	80,187
1977	Pitts.	Pitts., 28-13	49,761
1978**	Miami	Pitts., 35-31	78,656
1979	Pitts.	Pitts., 14-3	50,199
1982	Dallas	Pitts., 36-28	63,431
1985	Dallas	Dallas, 27-13	62,932
1988	Pitts.	Pitts., 24-21	56,813
1991	Dallas	Dallas, 20-10	62,253
1994	Pitts.	Dallas, 26-9	60,156
1995	Arizona	Dallas, 27-17	76,347

*Super Bowl X, Jan. 18, 1976

**Super Bowl XIII, Jan. 21, 1979

\$\$Super Bowl XXX, Jan. 28, 1996

St. Louis Rams (Rams Lead Series, 13-12)

Year	Site	Winner-Score	Att.
1960	Dallas	L.A., 38-13	16,000
1962	L.A.	Dallas, 27-17	26,907

Continued

**St. Louis Rams, Cont.**

1967	Dallas	L.A., 35-13	75,229
1969	L.A.	L.A., 24-23	79,105
1971	Dallas	Dallas, 28-21	66,595
1973	L.A.	L.A., 37-31	81,428
1973*	Dallas	Dallas, 27-16	64,291
1975	Dallas	Dallas, 18-7	49,091
1975**	L.A.	Dallas, 37-7	84,483
1976*	Dallas	L.A., 14-12	62,436
1978	L.A.	L.A., 27-14	65,749
1978**	L.A.	Dallas, 28-0	67,470
1979	Dallas	Dallas, 30-6	64,462
1979*	Dallas	L.A., 21-19	64,792
1980	L.A.	L.A., 38-14	62,548
1980\$	Dallas	Dallas, 34-13	64,533
1981	Dallas	Dallas, 29-17	64,649
1983\$	Dallas	L.A., 24-17	43,521
1984	L.A.	Dallas, 20-13	65,403
1985*	L.A.	L.A., 20-0	66,351
1986	L.A.	L.A., 29-10	64,949
1987	L.A.	Dallas, 29-21	60,700
1989	Dallas	L.A., 35-31	46,100
1990	L.A.	Dallas, 24-21	58,589
1992	Dallas	L.A., 27-23	63,690

\$NFC Wild Card Game

*NFC Division Playoff Game

**NFC Championship Game

San Diego Chargers

(Dallas Leads Series, 5-1)

Year	Site	Winner-Score	Att.
1972	San Diego	Dallas, 34-28	54,476
1980	Dallas	Dallas, 42-31	60,639
1983	San Diego	San Diego, 24-23	46,192
1986	San Diego	Dallas, 24-21	55,622
1990	Dallas	Dallas, 17-14	48,063
1995	San Diego	Dallas, 23-9	62,664

San Francisco 49ers

(San Francisco Leads Series 13-11-1)

Year	Site	Winner-Score	Att.
1960	Dallas	San Fran., 26-14	10,000
1963	San Fran.	San Fran., 31-24	29,563
1965	Dallas	Dallas, 39-31	33,677
1967	San Fran.	San Fran., 24-16	27,182
1969	Dallas	Tie, 24-24	62,348
1970**	San Fran.	Dallas, 17-10	59,625
1971**	Dallas	Dallas, 14-3	66,311
1972	Dallas	San Fran., 31-10	65,124
1972*	San Fran.	Dallas, 30-28	61,214
1974	Dallas	Dallas, 20-14	50,018
1977	San Fran.	Dallas, 42-35	55,848
1979	San Fran.	Dallas, 21-13	56,728
1980	Dallas	Dallas, 59-14	63,399
1981	San Fran.	San Fran., 45-14	57,574
1981**	San Fran.	San Fran., 28-27	60-525
1983	San Fran.	San Fran., 42-17	59,957
1985	San Fran.	San Fran., 31-16	60,114
1989	Dallas	San Fran., 31-14	61,077
1990	Dallas	San Fran., 24-6	62,966
1992**	San Fran.	Dallas, 30-20	64,920
1993	Dallas	Dallas, 26-17	65,099
1993**	Dallas	Dallas, 38-21	64,902
1994	San Fran.	San Fran., 21-14	69,014
1994**	San Fran.	San Fran., 38-28	69,125
1995	Dallas	San Fran., 38-20	65,180

1996 Nov. 10 at San Francisco

San Francisco 49ers, Cont.

*NFC Division Playoff Game

**NFC Championship Game

SAN FRANCISCO 49ers

'95 Results (11-5)		'96 Schedule	
24 @ New Orleans	22	Sept. 1 New Orleans	
41 Atlanta	10	Sept. 8 St. Louis	
28 New England	3	Sept. 15 Open Date	
24 @ Detroit	27	Sept. 22 @ Carolina	
20 N. Y. Giants	6	Sept. 29 Atlanta	
17 @ Indianapolis	18	Oct. 6 @ St. Louis	
44 @ St. Louis	10	Oct. 14 @ Green Bay	
7 New Orleans	11	Oct. 20 Cincinnati	
7 Carolina	13	Oct. 27 @ Houston	
38 @ Dallas	20	Nov. 3 @ New Orleans	
44 @ Miami	20	Nov. 10 Dallas	
41 St. Louis	13	Nov. 17 Baltimore	
27 Buffalo	17	Nov. 24 @ Washington	
31 @ Carolina	10	Dec. 2 @ Atlanta	
37 Minnesota	30	Dec. 8 Carolina	
27 @ Atlanta	28	Dec. 15 @ Pittsburgh	
457	258	Dec. 23 Detroit	

Seattle Seahawks

(Dallas Leads Series, 4-1)

Year	Site	Winner-Score	Att.
1976	Seattle	Dallas, 28-13	62,027
1980	Dallas	Dallas, 51-7	57,540
1983	Seattle	Dallas, 35-10	63,352
1986	Dallas	Seattle, 31-14	58,023
1992	Dallas	Dallas, 27-0	62,311

Tampa Bay Buccaneers

(Dallas Leads Series, 8-0)

Year	Site	Winner-Score	Att.
1977	Dallas	Dallas, 23-7	55,316
1980	Dallas	Dallas, 28-17	62,750
1981*	Dallas	Dallas, 38-0	64,848
1982	Dallas	Dallas, 14-9	49,578
1982**	Dallas	Dallas, 30-17	65,042
1983	Dallas	Dallas, 27-24 (OT)	63,308
1990	Dallas	Dallas, 14-10	60,076
1990	Tampa	Dallas, 17-13	68,315

*NFC Division Playoff

**Super Bowl Tournament

Washington Redskins

(Dallas Leads Series 39-31-2)

Year	Site	Winner-Score	Att.
1960	Wash.	Wash., 26-14	21,142
1961	Dallas	Tie, 28-28	17,500
1961	Wash.	Wash., 34-24	21,451
1962	Dallas	Tie, 35-35	15,730
1962	Wash.	Dallas, 38-10	49,888
1963	Wash.	Wash., 21-17	40,101
1963	Dallas	Dallas, 35-20	18,838
1964	Dallas	Dallas, 24-18	25,158
1964	Wash.	Wash., 28-16	49,219
1965	Dallas	Dallas, 27-7	61,577
1965	Wash.	Wash., 34-31	50,205
1966	Wash.	Dallas, 31-30	50,927
1966	Dallas	Wash., 34-31	64,198
1967	Wash.	Dallas, 17-14	50,566
1967	Dallas	Wash., 27-20	75,538

Continued

Continued

THE HISTORY



Washington Redskins, Cont.

1968	Dallas	Dallas, 29-20	66,076
1968	Wash.	Dallas, 44-24	50,816
1969	Wash.	Dallas, 41-28	50,474
1969	Dallas	Dallas, 20-10	56,924
1970	Wash.	Dallas, 45-21	50,415
1970	Dallas	Dallas, 34-0	57,936
1971	Dallas	Wash., 20-16	72,000
1971	Wash.	Dallas, 13-0	53,041
1972	Wash.	Wash., 24-20	53,039
1972	Dallas	Dallas, 34-24	65,136
1972*	Wash.	Wash., 26-3	53,129
1973	Wash.	Wash., 14-7	54,314
1973	Dallas	Dallas, 27-7	64,458
1974	Wash.	Wash., 28-21	54,395
1974	Dallas	Dallas, 24-23	63,243
1975	Wash.	Wash., 30-24 (OT)	55,004
1975	Dallas	Dallas, 31-10	61,091
1976	Wash.	Dallas, 20-7	55,004
1976	Dallas	Wash., 27-14	59,916
1977	Dallas	Dallas, 34-16	62,115
1977	Wash.	Dallas, 14-7	55,031
1978	Wash.	Wash., 9-5	55,031
1978	Dallas	Dallas, 37-10	64,905
1979	Wash.	Wash., 34-20	55,031
1979	Dallas	Dallas, 35-34	62,867
1980	Wash.	Dallas, 17-3	55,045
1980	Dallas	Dallas, 14-10	58,809
1981	Wash.	Dallas, 26-10	55,045
1981	Dallas	Dallas, 24-10	64,583
1982	Wash.	Dallas, 24-10	54,633
1982*	Wash.	Wash., 31-17	55,045
1983	Wash.	Dallas, 31-30	55,045
1983	Dallas	Wash., 31-10	65,074
1984	Wash.	Wash., 34-14	55,431
1984	Dallas	Wash., 30-28	64,286
1985	Dallas	Dallas, 44-14	62,292
1985	Wash.	Dallas, 13-7	55,750
1986	Dallas	Dallas, 30-6	63,264
1986	Wash.	Wash., 41-14	55,642
1987	Dallas	Wash., 13-7	60,415
1987	Wash.	Wash., 24-20	54,882

Continued

Washington Redskins, Cont.

1988	Dallas	Wash., 35-17	63,235
1988	Wash.	Dallas, 24-17	51,526
1989	Dallas	Wash., 30-7	63,200
1989	Wash.	Dallas, 13-3	53,187
1990	Wash.	Wash., 19-15	53,804
1990	Dallas	Dallas, 27-17	60,355
1991	Dallas	Wash., 33-31	63,025
1991	Wash.	Dallas, 24-21	55,561
1992	Dallas	Dallas, 23-10	63,538
1992	Wash.	Wash., 20-17	56,437
1993	Wash.	Wash., 35-16	53,345
1993	Dallas	Dallas, 38-3	64,497
1994	Wash.	Dallas, 34-7	55,394
1994	Dallas	Dallas, 31-7	64,644
1995	Wash.	Wash., 27-23	55,489
1995	Dallas	Wash., 24-17	64,866

1996 Nov. 28 at Dallas

1996 Dec. 22 at Washington

*NFC Championship Game

WASHINGTON REDSKINS

'95 Results (6-10)		'96 Schedule	
27	Arizona	7	Sept. 1 Philadelphia
8	Oakland	20	Sept. 8 Chicago
31	@ Denver	38	Sept. 15 @ N.Y. Giants
6	@ Tampa Bay	14	Sept. 22 @ St. Louis
27	Dallas	23	Sept. 29 N.Y. Jets
34	@ Philadelphia	37	Oct. 6 Open Date
20	@ Arizona	24	Oct. 13 @ New Eng.
36	Detroit	30	Oct. 20 N.Y. Giants
15	N.Y. Giants	24	Oct. 27 Indianapolis
3	@ Kansas City	24	Nov. 3 @ Buffalo
20	Seattle	27	Nov. 10 Arizona
7	Philadelphia	14	Nov. 17 @ Philadelphia
24	Dallas	17	Nov. 24 San Francisco
13	@ N.Y. Giants	20	Nov. 28 @ Dallas
35	@ St. Louis	23	Dec. 8 @ Tampa Bay
20	Carolina	17	Dec. 15 @ Arizona
326		359	Dec. 22 Dallas



Wide receiver/
return-man Kevin
Williams holds
numerous kickoff
and punt return
team records.



Ring of Honor

The Cowboys honor former players and coaches who made outstanding contributions to the club by inducting them into the Ring of Honor at Texas Stadium. Their names and the years of service are prominently displayed in silver on the wall above the Cowboys' bench at Texas Stadium. Members of the Cowboys' Ring of Honor:



TONY DORSETT

TONY DORSETT, running back, 1977-87.

Tony Dorsett finished his career as the second leading rusher in NFL history and played in five NFC Championship Games, two Super Bowls and four Pro Bowls. After guiding the University of Pittsburgh to the 1976 national title and claiming the Heisman Trophy, Dorsett captured rookie of the year honors in 1977. He also holds the NFL record with a 99-yard touchdown run. Inducted into the Ring of Honor in 1994, Tony was also elected to the Pro Football Hall of Fame in 1994.



CHUCK HOWLEY

CHUCK HOWLEY, linebacker, 1961-73.

When Chuck Howley retired in 1973, Tom Landry said "I don't know that I've seen anybody better at linebacker than Howley." A six-time All-Pro, Howley was the most valuable player in Super Bowl V. The Cowboys traded for Howley, who was drafted by Chicago in 1958. He was an All-America center at West Virginia. A six-time Pro Bowl selection, Howley was added to the Ring of Honor in 1977.



LEE ROY JORDAN

LEE ROY JORDAN, linebacker, 1963-76.

The inspirational leader of the Cowboys' first championship teams was Lee Roy Jordan. The Cowboys' first-round draft choice in 1963 following an All-America career at Alabama, Jordan anchored the "Doomsday Defense" from his middle linebacker position for 14 years. He was named to the Pro Bowl five times and All-Pro twice. Lee Roy was inducted into the Ring of Honor in 1989.




TOM LANDRY

TOM LANDRY, Head Coach, 1960-88. The first head coach of the Cowboys, Tom Landry led Dallas to two Super Bowl wins and five NFC titles in his 29 years at the Cowboys helm. He compiled a career record of 270-178-6, the third most wins in NFL history, and was elected to the Pro Football Hall of Fame in 1990. Tom Landry was inducted into the Ring of Honor in 1993.



BOB LILLY

BOB LILLY, defensive tackle, 1961-74. Nicknamed "Mr. Cowboy," Bob Lilly was the franchise's first draft choice in 1961, the first name in the Ring of Honor in 1975 and its first inductee into the Pro Football Hall of Fame in 1980. A seven-time All-Pro, Lilly was named to a club-record 11 Pro Bowls. He was a two-time All-SWC pick and an All-America at Texas Christian University before being drafted by Dallas.



DON MEREDITH

DON MEREDITH, quarterback, 1960-68. Don Meredith led the Cowboys to their first winning season and their first NFL Championship Game in 1966. Signed by Clint Murchison, Jr. before Dallas was granted its NFL franchise, "Dandy Don" played in two Pro Bowls and was named NFL Player of the Year in 1966. A two-time All-America at SMU, Don's name was added to the Cowboys' Ring of Honor in 1976.




DON PERKINS

DON PERKINS, running back, 1961-68. Don Perkins was the first Cowboys player to rush for more than 6,000 yards. A six-time Pro Bowl selection, Perkins finished among the top ten NFL rushers in each of his eight seasons. He was named NFL Rookie of the Year in 1961 and All-Pro in 1962. Perkins was signed before Dallas was granted its NFL franchise. A three-time All-Skyline pick at New Mexico, he was inducted into the Ring of Honor in 1976.

**MEL RENFRO**

MEL RENFRO, defensive back, 1964-77. Mel Renfro was named to the Pro Bowl his first ten seasons in the NFL. He is the club's all-time interceptor with 52 and kickoff returner with a 26.4-yard career average. Renfro was drafted in the second round in 1964 after a career as an All-America half-back and world class sprinter at Oregon. A five-time All-Pro, Renfro was inducted into the Ring of Honor in 1981.

**ROGER STAUBACH**

ROGER STAUBACH, quarterback, 1969-79. Roger Staubach led the Cowboys to six NFC Championship Games, four Super Bowls and two Super Bowl titles. A great clutch performer, Staubach led Dallas to comeback victories 23 times, 14 in the last two minutes or overtime. A five-time Pro Bowler, he was drafted by Dallas in 1964 after winning the Heisman Trophy and Maxwell Award at the Naval Academy. Inducted into the Ring of Honor in 1983, Roger was elected to the Pro Football Hall of Fame in 1985.

**RANDY WHITE**

RANDY WHITE, defensive tackle, 1975-88. A nine-time Pro Bowler during his 14 years with Dallas, Randy White established a club-record with eight straight All-Pro selections. White was co-MVP (with teammate Harvey Martin) in the Cowboys' Super Bowl XII victory over Denver. A consensus All-America defensive end for Maryland in 1974, White won both the Outland Trophy and the Vince Lombardi Awards. Inducted into the Ring of Honor in 1994, Randy was also elected to the Pro Football Hall of Fame in 1994.






Cowboys in the Hall of Fame

Seven members of the Pro Football Hall of Fame in Canton, Ohio, have been elected based on their accomplishments with the Cowboys—Bob Lilly in 1980, Roger Staubach in 1985, Tom Landry in 1990, Tex Schramm in 1991, Tony Dorsett and Randy White in 1994 and Mel Renfro in 1996.



Bob Lilly



Roger Staubach



Tom Landry



Tex Schramm

Lilly, the first college player ever drafted by the Cowboys, was selected to play in the Pro Bowl 11 times while playing for Dallas from 1961 to 1974. Lilly came to the Cowboys after a collegiate career at Texas Christian University.

Staubach, known as "Captain Comeback" to Dallas fans, quarterbacked the Cowboys to four NFC Championships and victories in Super Bowl VI and XII. Staubach, a native of Cincinnati and a graduate of the U.S. Naval Academy, played for Dallas from 1969 to 1979.

Tom Landry compiled an overall record of 270-178-6 with two World Championships as the head coach of the Cowboys from 1960 to 1988. Landry helped build the Cowboys into "America's Team" along with Tex Schramm who served as the team's president and general manager from 1960 to 1989.

Dorsett, the Cowboys all-time leading rusher, stands third all-time on the NFL's career rushing list with 12,739 yards. Dorsett, the 1976 Heisman Trophy winner from the University of Pittsburgh, played with Dallas from 1977 to 1987.

White, a nine-time Pro Bowler during his 14 year career with Dallas, was co-MVP of Super Bowl XII in the Cowboys 27-10 win over Denver. White joined the Cowboys as a first-round draft choice in 1975 and played for Dallas from 1975 to 1988.

Renfro, a Pro Bowler in each of his first 10 seasons in the NFL, is the club's all-time interceptor with 52. He also holds the club record for career kickoff return average at 26.4 yards. Renfro joined the Cowboys as a second-round draft choice in 1964 and played for Dallas from 1964 to 1977.



Tony Dorsett



Randy White



Mel Renfro



Historical Highlights

1960

NFL FRANCHISE — Clint Murchison, Jr., and Bedford Wynne were awarded an expansion franchise in the NFL at the annual league meeting in Miami Beach, Fla. The Cowboys were to play as a "swing" team, playing every other team one time during the first season, although listed in the Western Conference standings (January 28).

COWBOYS STOCKED — A player pool was set up in the league meeting in Los Angeles, with each of 12 NFL teams freezing 25 names on its roster and the Cowboys allowed to pick three from each team for a total of 36 veterans. Dallas, once given the list, had to select its 36 players within 24 hours (March 13).

TRAINING STARTS — Rookies report to first Cowboys camp at Pacific University in Forest Grove, Oregon (July 9).

FIRST PRE-SEASON GAME — The Cowboys, less than six months in existence, get their first test and drop a 16-10 preseason game to San Francisco in Seattle (August 6).

FIRST HOME GAME — In their Dallas debut, in the Salesmanship Club preseason game, the Cowboys led the world champion Baltimore Colts into the final minute before a 62-yard pass from Johnny Unitas to Lenny Moore gave the Colts a 14-10 victory (August 19).

FIRST VICTORY — In a preseason game at Louisville, KY, the Cowboys beat New York's Giants, 14-3, with Frank Clarke catching touchdown passes for 73 yards (Eddie LeBaron) and 74 yards (Don Meredith) (August 27).

FIRST LEAGUE GAME — In their first league game, Dallas fell to Pittsburgh, 35-28, with Bobby Layne leading a fourth-period Steeler rally (Sept. 24, Saturday night).

STREAK SNAPPED — Dallas snaps a 10-game loss streak by tying New York, 31-31, at Yankee Stadium (Dec. 4).

1961

TRAINING STARTS — Rookies launch training at new campsite — St. Olaf College in Northfield, Minn. (July 9).

FIRST LEAGUE WIN — Scoring ten points in the final 56 seconds, the Cowboys score their first NFL victory, 27-24, over Pittsburgh in the '61 league opener in the Cotton Bowl. Allen Green's 27-yard field goal on the game's final play won it before 23,500 (Sept. 17).

1962

TRAINING STARTS — Team begins training at new campsite — Northern Michigan College in Marquette, Mich. (July 13).

PENALTY HISTORY — For the first time in anyone's memory in an NFL game, points were awarded for a penalty. The Cowboys were detected holding in the end zone on a 99-yd. TD pass from LeBaron to Clarke, and Pittsburgh was awarded a safety. The Steelers eventually won, 30-28 (Sept. 23).

100-YARD FIRSTS — Cowboys' Amos Marsh returned a kickoff 101 yards and Mike Gaechter returned a pass interception 100 yards, both plays for fourth-quarter TDs in a 41-19 win over Philadelphia in Dallas. It was the first time in NFL history that two 100-yard runs had been made in the same game, much less by the same team in the same quarter (Oct. 14).

1963

SHIFT TO KANSAS CITY — The rival Dallas Texans of the AFL announce they are moving the franchise to Kansas City (Feb. 8).

CALIFORNIA TRAINING SITE — The Cowboys open training at California Lutheran College in Thousand Oaks, Calif. (July 12).

THE HISTORY



HOWTON SETS RECORD — Bill Howton broke Don Hutson's all-time receiving mark with a 14-yard catch against Washington (there). Hutson's record was 7,991 yards and the catch gave Howton an even 8,000 yards (Sept. 29).

1964

LANDRY CONTRACT — With one year to go on his original contract, Tom Landry is signed to a 10-year extension, in effect giving him an 11-year pact, possibly the longest in major pro sports history (Feb. 5).

1965

FIRST SELLOUT — An overflow crowd of 76,251 jams the Cotton Bowl for the Cleveland game, notching the team's first home sellout. Cleveland won, 24-17 (Nov. 21).

1966

PLAYOFF BOWL — After defeating New York, 38-20, in the season finale (and winning five of their last seven games) to get into the Playoff Bowl at Miami, the Cowboys fall to Baltimore, 35-3 (Jan. 15).

MERGER — Peace comes to pro football with Cowboys General Manager Tex Schramm completing two months of negotiations with AFL's Lamar Hunt, merging the two leagues under the NFL banner (June 8).

SCHRAMM ELEVATED — Texas E. Schramm, Vice-President and General Manager of the Cowboys from the beginning, was named President of the club by Owner Clint Murchison, Jr., who retained the title of Chairman of the Board.

NEELY CASE SOLVED — Dallas and Houston reached agreement in the Ralph Neely case. Neely remained with Dallas with Houston receiving the Cowboys Nos. 1, 2 and two fifth round picks in the 1967 draft (Nov. 17).

THE CHAMPIONSHIP — The Cowboys won their first championship, capturing the Eastern Conference title with a 10-3-1 record, but lost the NFL Championship Game to Green Bay, 34-27.

1967

TEXAS STADIUM — On Dec. 23, Owner Clint Murchison, Jr., formally announced plans to build Texas Stadium in suburban Irving. The stadium, to be financed through a bond-option plan, would be ready for the 1970 season. The stadium would seat a minimum of 58,000.

SECOND CHAMPIONSHIP — Under the NFL's new format, the Cowboys easily won the Capitol Division and defeated Cleveland, Century Division winner, 52-14, in the Cotton Bowl for the Eastern conference championship. However, on Dec. 31 in Green Bay, the Cowboys lost their second bid for an NFL title, falling to the Packers, 21-17, in the 13 degree below weather.

1968

WIN CAPITOL — For the second straight year the Cowboys won the Capitol Division, but for the first time in three years the Cowboys did not win the Eastern Championship, being upset at Cleveland, 31-20, on Dec. 21. Dallas won the Runner-Up Bowl over Minnesota, 17-13.

1969

TEXAS STADIUM — Ground was broken for Texas Stadium in suburban Irving on January 25, and on June 29 Bert Rose was named general manager of the stadium.

ORIGINALS RETIRE — An era ended for the Cowboys in July. On July 5th at a press conference in Dallas, quarterback Don Meredith, the last of the original Cowboys, announced his retirement. Then, on July 18th, the day the veterans were to report to training camp, all-time rushing great Don Perkins officially retired.



REPEAT CAPITOL WINS — Once again the Cowboys rolled to the Capitol Division Championship with an 11-2-1 season. However, the Cowboys failed to win the Eastern Championship when on Dec. 28, the Cowboys lost to Cleveland, 38-14, in the Cotton Bowl.

1970

FIVE STRAIGHT PLAYOFFS — The Cowboys won their last five games to finish 10-4, claim the Eastern Division championship and make the playoffs for the fifth year in a row. They defeated Detroit, 5-0, in the opening round to get a shot at the National Conference championship.

FIRST NFC TITLE — The Cowboys captured the biggest prize of their 11-year history on Jan. 3 when they downed San Francisco, 17-10, for the NFC crown. A 16-13 loss to Baltimore in the Super Bowl Jan. 17 left Dallas with one major goal still unrealized.

1971

TEXAS STADIUM — The Cowboys opened a new era in their sparkling Irving, Tex., home with a 44-21 victory over the New England Patriots on Oct. 24. Duane Thomas scored the first touchdown in the new stadium, a 56-yard run just two minutes and 16 seconds after the opening kickoff. Attendance was 65,708.

SIX STRAIGHT PLAYOFFS — The Cowboys won their last seven games to finish 11-3, claim the Eastern Division championship and make the playoffs for the sixth year in a row. They defeated Minnesota, 20-12, in the opening round.

SECOND NFC TITLE — For the second consecutive year, the Cowboys met the San Francisco 49ers in the National Conference showdown. This time Dallas won 14-13, to qualify for its second straight Super Bowl.

FIRST WORLD CHAMPIONSHIP — The Cowboys downed the Miami Dolphins, 24-3, to win Super Bowl VI in New Orleans on Jan. 16. It was the 10th victory in a row for Dallas as Roger Staubach passed for two touchdowns and was named the game's Most Valuable Player.

1972

FIRST 1,000-YARD BACK — Calvin Hill became the first Dallas player to rush for 1,000 yards when he gained 111 on Dec. 9 against the Washington Redskins in Texas Stadium. Hill wound up with 1,036 yards for the season on a record 245 carries.

SEVEN STRAIGHT PLAYOFFS — The Cowboys qualified for the NFL playoffs a record seventh consecutive year, their 10-4 record earning them the National Conference Wild Card berth. Roger Staubach passed for two touchdowns in the last 1:30 to give the Cowboys a 30-28 victory at San Francisco in the first round. Then, at Washington on New Year's Eve, Dallas was foiled in its bid for a third straight NFL title with the Redskins win, 16-3.

1973

100 VICTORIES — The Cowboys and Coach Tom Landry recorded their 100th victory with a 40-3 Texas Stadium win over the New Orleans Saints on Sept. 24. Landry ended the season with a career mark of 108-80-6 to rank ninth on the list of the NFL's all-time winningest coaches.

EIGHT STRAIGHT PLAYOFFS — The Cowboys regained the NFC Eastern Division title with a 10-4 record and broke their own NFL record by reaching the playoffs for the eighth year in a row. Dallas defeated the Western Division champion Los Angeles Rams in the first round, 27-16, but fell to Central Division winner Minnesota in the NFC Championship Game, 27-10.

1974

FIRST TOP DRAFT CHOICE — For the first time in their history, the Cowboys had the very first choice in the NFL Draft. The No. 1 pick came to Dallas from Houston in exchange for Tody Smith and Billy Parks. The Cowboys selected Ed "Too Tall" Jones, a 6-9, 260-pound defensive end from Tennessee State.

PLAYOFFS MISSED — The Cowboys' record breaking string of eight straight years in the NFL playoffs was broken when the club's 8-6 record failed to qualify.



1975

LILLY HONORED — "Mr. Cowboy" was honored on Bob Lilly Day at Texas Stadium at half-time of the Philadelphia game on Nov. 23. It was first such recognition ever given to a Dallas player. Lilly never missed a game in 14 years with the Cowboys, earning All-Pro honors seven times at defensive tackle before retiring prior to the '75 season.

TEN STRAIGHT WINNING SEASONS — The Cowboys' 10-4 record earned them the NFC Wild Card berth in the playoffs. The composite record over 10 straight winning seasons was 101-37-2.

THIRD NFC TITLE — After shocking Minnesota in the first round, 17-14, on Roger Staubach's 50-yard "Hail Mary" pass to Drew Pearson, the Cowboys traveled to Los Angeles for the NFC showdown. Staubach threw four touchdown passes, three to Preston Pearson, and Dallas won, 37-7. Pittsburgh won Super Bowl X on Jan. 18 in Miami, 21-17.

1976

MEREDITH, PERKINS HONORED — Former Cowboys greats Don Meredith and Don Perkins joined Bob Lilly in the Ring of Honor at Texas Stadium during halftime ceremonies at the New York Giants game on Nov. 7.

ELEVEN STRAIGHT WINNING SEASONS — The Cowboys won the NFC Eastern Division title with their 11-3 record, giving them their 11th straight winning season and 10th playoff berth in that period. A 14-12 first round loss to Los Angeles — the first time Dallas had lost in the first round under the current playoff setup — ended the season.

1977

HOWLEY HONORED — Former All-Pro linebacker Chuck Howley, a Cowboy from 1961 through 1973, became the fourth member of the Ring of Honor. Howley was honored during ceremonies at halftime of the Detroit Lions game on Oct. 30.

TWELVE STRAIGHT WINNING SEASONS — Getting off to an 8-0 start, their best ever, the Cowboys rolled to a 12-2 record, the championship of the NFC East, and their 12th consecutive winning season. They opened their 11th visit to the playoffs in those 12 years with a 37-7 first-round victory over the Chicago Bears at Texas Stadium.

FOURTH NFC TITLE — Dallas crushed the Minnesota Vikings at Texas Stadium, 23-6, for National Conference crown No. 4 and the right to meet the Denver Broncos in Super Bowl XII.

SECOND WORLD CHAMPIONSHIP — The Cowboys stopped the Denver Broncos, 27-10, to win Super Bowl XII in New Orleans on January 15, 1978. In the process, Dallas tied Minnesota for most Super Bowl appearances (four) and Green Bay, Miami and Pittsburgh for most Super Bowl victories (two). Defensive linemen Harvey Martin and Randy White were named co-Most Valuable Players in the game.

1978

THIRTEEN STRAIGHT WINNING SEASONS — After a mediocre 6-4 start, the Cowboys won six straight games to finish the expanded regular season with a 12-4 record and their 10th division crown. It marked the Cowboys' 13th consecutive winning season and 12th trip to the playoffs in that span. Dallas rallied to beat Atlanta 27-20 in a divisional playoff at Texas Stadium, sending the Cowboys to their seventh NFC championship game in the past nine years.

FIFTH NFC TITLE — Dallas shut out the Rams in Los Angeles 28-0 in the National Conference title game to advance to the Super Bowl a record fifth time, including three of the last four. In the first Super Bowl rematch, Pittsburgh edged the Cowboys 35-31 for the NFL championship on Jan. 21 in Miami's Orange Bowl.

1979

TWENTIETH ANNIVERSARY — The Cowboys celebrated their 20th anniversary season at half-time of the St. Louis Cardinals game at Texas Stadium on Oct. 21. Stars from each of those 20 seasons plus Coach Tom Landry were introduced during the halftime ceremonies.



FOURTH STRAIGHT NFC EAST TITLE — Rallying from a mid-season slump, the Cowboys won their final three games to finish with an 11-5 record, their 11th division championship, including the past four NFC East titles, and 14th consecutive winning season. The Cowboys made their 13th trip to the playoffs in those 14 years, but were eliminated by Los Angeles 21-19 in a divisional playoff at Texas Stadium.

1980

STAUBACH RETIRES — At a press conference at Texas Stadium on March 31, quarterback Roger Staubach announced his retirement after 11 record-breaking years with the Cowboys. Staubach held all major Cowboys' passing records and was the all-time leading NFL passer.

LILLY ENTERS HALL OF FAME — Bob Lilly, a seven-time All-Pro defensive tackle in his 14-year career with the Cowboys from 1961-74, became the first Cowboys' player to be inducted into the Pro Football Hall of Fame. Enshrined along with Lilly on Aug. 2 at Canton, Ohio, were Herb Adderley, who played for the Cowboys from 1970-71, Jim Otto and Deacon Jones.

FIFTEEN STRAIGHT WINNING SEASONS — Behind new starting quarterback Danny White, the Cowboys rolled to their 15th consecutive winning season with a surprising 12-4 record, tied for best in the league with Philadelphia and Atlanta. The Cowboys lost the NFC East title to Philadelphia on a tie-breaker, but entered the playoffs for the 14th time in 15 years, this time as a wild card team. The Cowboys beat Los Angeles 34-13 at Texas Stadium in the NFC Wild Card Game and rallied past the Falcons at Atlanta 30-27 to advance to the NFC Championship Game at Philadelphia. But the Cowboys lost 20-7 in their bid for a sixth Super Bowl appearance.

LANDRY'S 200TH VICTORY — Tom Landry joined George Halas and Curly Lambeau as the only coaches with 200 NFL victories when the Cowboys beat Los Angeles 34-13 on Dec. 28 at Texas Stadium in the NFC Wild Card Game, raising Landry's record to 200-119-6, counting regular season and playoff games.

1981

RENFRO HONORED — Former All-Pro defensive back Mel Renfro, the Cowboys' all-time leading pass interceptor, became the fifth member of the Cowboys' Ring of Honor. Renfro, who played for Dallas from 1964 through 1977, was honored during halftime ceremonies of the Cowboys-Miami Dolphins game at Texas Stadium Oct. 25.

TWELFTH DIVISION CHAMPIONSHIP — The Cowboys regained the NFC Eastern Division Championship, their 12th division title since 1966, with a 12-4 record and tied Oakland's NFL mark of 16 consecutive winning seasons. Entering the playoffs for the 15th time in that span, the Cowboys advanced to the NFC Championship Game for the ninth time in 12 years by routing Tampa Bay 38-0 at Texas Stadium. But for the second year in a row Dallas lost the conference title game. San Francisco scored a last-minute touchdown at Candlestick Park to edge the Cowboys 28-27 for a berth in Super Bowl XVI.

1982

200TH REGULAR-SEASON VICTORY — The Cowboys beat Washington 24-10 at RFK Stadium on Dec. 5 for the club's and Coach Tom Landry's 200th regular season victory.

SEVENTEEN STRAIGHT WINNING SEASONS — The Cowboys finished the strike-shortened regular season with a 6-3 record to establish an NFL record of 17 consecutive winning seasons. Entering the playoffs for a record-tying eighth straight year and for the 16th time in 17 years, the Cowboys beat Tampa Bay 30-17 and Green Bay 37-26, both at Texas Stadium, to advance to the NFC Championship Game for the third year in a row. But again the Cowboys come up short, losing 31-17 at Washington.

1983

STAUBACH HONORED — Former quarterback Roger Staubach, who led the Cowboys to four Super Bowls, became the sixth member of the Ring of Honor during halftime ceremonies of the Cowboys-Tampa Bay game on Oct. 9.



NEW HEADQUARTERS — Ground was broken on Nov. 29 for the Cowboys' new headquarters and training facility at The Valley Ranch in northwest Dallas County.

EIGHTEEN STRAIGHT WINNING SEASONS — The Cowboys extended their NFL record to 18 consecutive winning seasons with a 12-4 finish. The club also set a league record with its ninth straight playoff appearance, qualifying as a wild card entry. The Los Angeles Rams eliminated the Cowboys from the playoffs, however, with a 24-17 upset victory at Texas Stadium in the NFC Wild Card Game on Dec. 26.

1984

SILVER SEASON — The Cowboys kicked off their 25th anniversary with a news conference at Texas Stadium on Jan. 27. President Tex Schramm announced the Cowboys would celebrate their 25th anniversary during 1984 under the theme "Silver Season."

OWNERSHIP CHANGES HANDS — The sale of the Cowboys from the Murchison family to an 11-member limited partnership headed by Dallas businessman H.R. "Bum" Bright was approved by NFL owners on March 19 at the league's annual meeting in Honolulu. The sale was completed on May 18.

COWBOYS CENTER — The Cowboys and Triland International announced plans on March 27 for Cowboys Center, an innovative joint venture that will develop business opportunities in a conference center, Cowboys ShowPlace, athletic club, sports arena, office park, housing, and retail and restaurant outlets on 200 acres at The Valley Ranch, adjacent to the Cowboys' new headquarters.

NINETEEN STRAIGHT WINNING SEASONS — The Cowboys defeated the Eagles 26-10 in Philadelphia to extend their NFL record to 19 consecutive winning seasons. The Cowboys finished 9-7 and missed the playoffs for the first time in 10 years and only the second time in 19 years.

1985

STAUBACH ENTERS HALL OF FAME — Roger Staubach, the master of the comeback victory during his 11-year career as a Cowboys quarterback, was inducted into the Pro Football Hall of Fame in his first year of eligibility. Enshrined with Staubach on Aug. 3 at Canton, Ohio, were Pete Rozelle, Joe Namath, O.J. Simpson and Frank Gatski. Staubach joined Bob Lilly as the only players who spent their entire career with the Cowboys to be elected to the Hall of Fame.

TEXAS STADIUM IMPROVEMENTS — Texas Stadium unveiled a new look when the Cowboys opened their preseason schedule against Green Bay on Aug. 10. The stadium became the first to have two DiamondVision color scoreboards, and the addition of 118 Crown Suites gave Texas Stadium more private suites, 296, than any stadium in the nation.

COWBOYS RANCH OPENS — Cowboys players and coaches reported on Aug. 27 to the team's new headquarters and training facility at Cowboys Center in Valley Ranch.

DORSETT PASSES 10,000 YARDS — On a 19-yard sweep around left end, Tony Dorsett, became the sixth player in NFL history to rush for 10,000 yards. Dorsett's feat highlighted a 27-13 victory over Pittsburgh at Texas Stadium on Oct. 13.

THIRTEENTH DIVISION CHAMPIONSHIP — The Cowboys edged the New York Giants 28-21 on Dec. 15 at Texas Stadium to capture the NFC Eastern Division championship for the first time since 1981. Picked in most season previews to finish third or fourth in the division, the Cowboys rallied for their NFL record 20th consecutive winning season, a 13th division title in 20 years and a playoff berth for the 18th time in that span. But in their NFL record 36th playoff game appearance, the Cowboys fell 20-0 to the Los Angeles Rams in Anaheim Stadium on Jan. 4.

1986

COWBOYS GO TO LONDON — The Cowboys began preparations for their first trip to a foreign country when the NFL announced on March 12 that the Cowboys would play the Super Bowl champion Chicago Bears in a preseason game at London's Wembley Stadium on Aug. 3.



100TH WIN AT TEXAS STADIUM — Dallas defeated St. Louis 37-6 for the club's 100th victory at Texas Stadium. Since the facility opened in 1971 the Cowboys have compiled a 100-25 (.800) record.

STREAK BROKEN — The Cowboys' streak of 20 consecutive winning seasons from 1966 through 1985, third longest in professional sports history, came to an end when the club finished with a 7-9 record after losing seven of its last eight games. Only baseball's New York Yankees (39 straight winning seasons, 1962-64) and hockey's Montreal Canadiens (32 from 1951-52 through 1982-83) surpassed the Cowboys' accomplishments. After the 1986 season, the Washington Redskins' five straight winning campaigns (1982-86) represented the NFL's longest active streak.

1987

FOUNDER DIES — Cowboys founder Clint Murchison, Jr., died March 30 after a long illness. Murchison, 63, who owned the club until 1984, acquired the expansion Dallas franchise in the NFL in 1960. He hired Tex Schramm as general manager, gave Tom Landry a 10-year contract when his coaching career was in doubt in 1964 and was instrumental in the building of Texas Stadium.

DORSETT GETS 12,000 YARDS — Tony Dorsett became the fourth rusher in NFL history to gain more than 12,000 yards when he registered 52 yards against the Rams on Dec. 21 for a career total of 12,036. The only runners ahead of Dorsett were Walter Payton, Jim Brown and Franco Harris.

1988

LANDRY TIES LAMBEAU — Dallas opened the 1988 season against Pittsburgh on Sept. 12 and Tom Landry tied an NFL record held by Curly Lambeau by coaching in his 29th consecutive season with the same team. Lambeau led the Green Bay Packers from 1921-49.

1989

JONES ACQUIRES COWBOYS, NAMED JOHNSON COACH — Jerry Jones reached an agreement to purchase the Cowboys from Bum Bright on Feb. 25 and announced that University of Miami Coach Jimmy Johnson would replace Tom Landry.

SALE APPROVED, SCHRAMM RESIGNS — The sale of the Cowboys to Jerry Jones was unanimously approved by NFL owners on April 18 at a special meeting in New York. At the same meeting, Tex Schramm was named president of the new World League of American Football. He announced his resignation as president and general manager of the Cowboys after 29 years with the club.

AIKMAN SIGNED — The Cowboys, holding the No. 1 pick in the NFL Draft for only the second time in their history, announced the signing of quarterback Troy Aikman to a six-year contract on April 20.

JORDAN HONORED — Former All-Pro linebacker Lee Roy Jordan, a Cowboy from 1963-76, became the seventh member of the Ring of Honor. Jordan was honored during ceremonies at halftime of the Phoenix Cardinals game on Oct. 29.

1990

AUSTIN TRAINING CAMP — Beginning on July 18, nearly 100,000 fans visit the Cowboys' first ever in-state training camp at St. Edward's University in Austin.

LANDRY ENTERS HALL OF FAME — Tom Landry, who led the Cowboys to five Super Bowls and 20 consecutive winning seasons as the Cowboys head coach from 1960-88, was inducted into the Pro Football Hall of Fame in his first year of eligibility. Enshrined on Aug. 4 at Canton, Ohio, Landry joined former Dallas players Bob Lilly and Roger Staubach as the only Hall of Fame members who built their achievements with the Cowboys.



SMITH ROOKIE OF THE YEAR, JOHNSON COACH OF THE YEAR — Following a dramatic turn-around season where the team posted a 7-9 record and missed the playoffs by one game, Jimmy Johnson was named the NFL Coach of the Year by the Associated Press. Running back Emmitt Smith, who led all NFL rookie running backs in rushing yardage and touchdowns, was named the A.P.'s NFC Offensive Rookie of the Year.

1991

RECORD DRAFT HAUL INCLUDES MARYLAND AS NO. 1 OVERALL PICK — After a pre-draft trade with the New England Patriots, the Cowboys used the No. 1 overall selection in the NFL Draft for only the third time in franchise history. Dallas chose Outland Trophy winner Russell Maryland (DT) with the top pick. The Cowboys went on to acquire 16 more choices, setting a club record for most selections in a 12-round draft with 17 overall.

SCHRAMM ENTERS HALL OF FAME — One of the NFL's true innovators, and the guiding force behind the development of America's Team, Tex Schramm was inducted into the Pro Football Hall of Fame on July 27, 1991. Schramm, who served as the President and General Manager of the Dallas Cowboys from the team's conception in 1960 until his retirement in 1989, joined Staubach, Lilly and Landry with his enshrinement in Canton, Ohio.

RETURN TO THE PLAYOFFS — After winning the final five games of the season, Dallas finished with an 11-5 record — the team's best mark since the 1983 season. The initial spark to the winning streak was a 24-21 win over the eventual World Champion Washington Redskins on Nov. 24. The win, at Washington's RFK Stadium, ended the Redskins' bid for a perfect regular season after 11 straight wins. Dallas finished second in the NFC East and qualified as the NFC's No. 2 Wild Card Playoff entry, marking the club's first postseason trip since 1985. Dallas traveled to Chicago and defeated the Bears 17-13 in the opening round Wild Card Game before dropping a 38-6 decision at Detroit the following week.

SMITH AND IRVIN LEAD NFL — Running back Emmitt Smith and wide receiver Michael Irvin became the first two players from the same team to lead the NFL in rushing yardage and receiving yardage in the same season. Smith had 1,563 yards rushing, while Irvin set single-season club records for receptions (93) and receiving yardage (1,523). Both players were named to the NFC Pro Bowl squad along with tight end Jay Novacek and quarterback Troy Aikman. The Cowboys sent four offensive players to the Pro Bowl for the first time since 1979, and Irvin was named the MVP of the Pro Bowl Game.

1992

JONES NAMED TO COMPETITION COMMITTEE — On May 1, Jerry Jones, was appointed to the NFL's Competition Committee by Commissioner Paul Tagliabue. Jones became the first owner to serve on the prestigious committee since the death of Cincinnati's Paul Brown.

FOURTEENTH DIVISION CHAMPIONSHIP — Before a national television audience on ABC's Monday Night Football, the Cowboys defeated the Atlanta Falcons (41-17) at the Georgia Dome to claim the NFC Eastern Division Championship. The victory marked the Cowboys' first divisional title since 1985.

RECORD NUMBER OF OFFENSIVE PRO BOWL SELECTIONS — Six players from the Cowboys offense were selected to play in the Pro Bowl: RB Emmitt Smith, TE Jay Novacek, QB Troy Aikman, WR Michael Irvin, G Nate Newton and C Mark Stepnoski. The six players establish a Dallas Cowboys' record for most offensive players selected to the Pro Bowl.

CLUB RECORD FOR VICTORIES/SMITH EARNS SECOND RUSHING TITLE — On Dec. 27, Dallas defeated Chicago by a 17-14 score at Texas Stadium. The victory was the 13th of the year for Dallas, establishing a new club record for victories in a season. In the Bears game, Emmitt Smith finished the season with 1,713 rushing yards, enabling Smith to become the first player to win back-to-back NFL rushing titles since Eric Dickerson (1983-84).

ROAD ATTENDANCE RECORD SET — The Cowboys set a new team record for road attendance by averaging 72,523 fans per road game in 1992. The team also played before a sold-out stadium in all 16 regular season games for the first time since the 1981 season.

SIXTH NFC TITLE — On January 17, 1993, the Cowboys defeated the San Francisco 49ers by a 30-20 score at Candlestick Park. The victory sends Dallas to Super Bowl XXVII in Pasadena, marking the Cowboys first NFC title, and Super Bowl trip, since 1978.



THIRD WORLD CHAMPIONSHIP — While making an NFL record sixth Super Bowl appearance, the Cowboys defeated Buffalo 52-17 in Super Bowl XXVII at the Rose Bowl in Pasadena on Jan. 31, 1993. The victory enabled the Cowboys to become the only franchise in NFL history to win more than one Super Bowl under two different ownerships. The Super Bowl crowd of 98,374 was the largest crowd to ever witness a Dallas Cowboys game. The game was also witnessed by 133.4 million television viewers, making Super Bowl XXVII the most watched event in television history.

1993

WHITE HOUSE VISIT — The Super Bowl Champion Dallas Cowboys became the first athletic team to visit the White House under the Clinton administration. The Cowboys team visit to the White House was the first in club history. (March 5).

LANDRY HONORED — Former Head Coach Tom Landry, who led Dallas to two Super Bowl wins and five NFC titles in his 29 years at the Cowboys helm, became the eighth member of the Ring of Honor during halftime ceremonies of the Cowboys-N.Y. Giants game on Nov. 7.

RECORD NUMBER OF PRO BOWL SELECTIONS — An NFC-record 11 Dallas players are selected to the Pro Bowl. That group includes a club-record eight offensive selections (seven Pro Bowl starters).

FIFTEENTH DIVISION CHAMPIONSHIP — In the final game of the regular season, the Cowboys defeat the New York Giants 16-13 in overtime at Giants Stadium to claim their 15th division crown and their second consecutive NFC East title. (Jan. 2)

SMITH EARNS THIRD RUSHING TITLE — Emmitt Smith finishes the season with 1,486 yards to earn his third straight NFL rushing crown. He becomes just the fourth man in NFL history to win three consecutive rushing titles.

SEVENTH NFC TITLE — Dallas defeats San Francisco 38-21 in the NFC Championship Game at Texas Stadium. The victory gives the Cowboys an NFL-record seventh conference championship in the first conference title game to be played at Texas Stadium since Jan. 1, 1978 (a 23-6 win over Minnesota).

FOURTH WORLD CHAMPIONSHIP — Dallas becomes one of just three NFL teams to win four Super Bowls by defeating Buffalo (30-13) in Super Bowl XXVIII. The game, played at the Georgia Dome in Atlanta, featured two rushing touchdowns by Super Bowl MVP Emmitt Smith. Dallas raised its NFL record number of Super Bowl appearances to seven (one fourth of all the Super Bowl games played).

1994

SWITZER NAMED HEAD COACH — Barry Switzer is named the new head coach of the Dallas Cowboys—and the third head coach in team history on March 30. Switzer replaces Jimmy Johnson, who stepped down as the Cowboys' head coach the previous day.

DORSETT AND WHITE ENTER HALL OF FAME — Tony Dorsett, the Cowboys all-time leading rusher in his 11-year career with the Cowboys from 1977-87, and Randy White, a nine-time Pro Bowl defensive tackle in his 14-year career with the Cowboys from 1975-78, are both inducted into the Pro Football Hall of Fame in their first year of eligibility. Enshrined on July 30 at Canton, Ohio, both men join former Dallas players Bob Lilly and Roger Staubach as well as Tom Landry and Tex Schramm in the Hall of Fame.

NFL RECORD CROWD IN MEXICO CITY — The Cowboys travel to Mexico City to play the Houston Oilers in a preseason game in front of 112,376 fans, the largest crowd to ever witness an NFL game (Aug. 15).

SIXTEENTH DIVISION CHAMPIONSHIP — The Cowboys clinched the NFC Eastern Division Crown in the first week of December with a 31-19 victory over the Eagles in Philadelphia (Dec. 4).

RECORD NUMBER OF PRO BOWL SELECTIONS — AGAIN — For the second straight year, the Cowboys send 11 players to the Pro Bowl, tying the NFC record that Dallas established in 1993.



NFL RECORD FOR TITLE GAME APPEARANCES — While making an NFL record 13th NFC Championship Game appearance, the Cowboys become the only team in NFL history to advance to at least two championship games in every decade of the team's existence. Dallas fell short of its third straight Super Bowl with a 38-28 loss to the San Francisco 49ers at Candlestick Park on Jan. 15, 1995.

1995

SEVENTEENTH DIVISION CHAMPIONSHIP — On Dec. 24, Dallas wrapped up its fourth straight NFC Eastern Division title — a feat that no other NFC East team has accomplished other than the Cowboys teams from 1976 to 1979.

SMITH WINS FOURTH RUSHING CROWN — Emmitt Smith closes the season with a team-record 1,773 rushing yards and an NFL record 25 touchdowns. Smith led the NFL in rushing for the fourth time in five years, becoming just the fifth player in NFL history to win at least four rushing titles.

TEN PRO BOWLERS SELECTED — Ten Cowboys are selected to the NFC Pro Bowl squad. Since 1993, Dallas has earned 32 Pro Bowl selections — the most ever by one team over a three year period of time.

EIGHTH NFC TITLE — The Cowboys win an NFL record eighth conference championship game by defeating the Green Bay Packers 38-27 at Texas Stadium on Jan. 14, 1996. The victory marked the Cowboys third NFC title in four years and ensured the team of an NFL record eighth Super Bowl appearance.


THREE SUPER BOWL TITLES IN FOUR YEARS — Dallas becomes the first team in NFL history to win three Super Bowls in a four year period by defeating the Pittsburgh Steelers 27-17 in Super Bowl XXX at Sun Devil Stadium in Tempe, AZ. The game, played on Jan. 28, 1996, is witnessed by 138.4 million television viewers, making Super Bowl XXX the most watched event in television history. The victory enables Dallas to earn its fifth Super Bowl title — joining the San Francisco 49ers as the only NFL franchises to win five Super Bowls. The Cowboys have now appeared in an NFL record eight Super Bowls — three more than any other team — and 26.7% of all Super Bowl games ever played.

SELL-OUT STREAK CONTINUES — Super Bowl XXX marked the club-record 89th straight game in which the Cowboys have played before a sold-out crowd (home or away). That streak, which includes playoff games, dates back to September 22, 1991 at Phoenix (the last non-sellout). The NFC Championship Game (1/14/96) marked the 46th straight sellout for a Dallas game played at Texas Stadium — a club record. The previous mark for consecutive home sellouts of 44 was set between 1977 and 1982. The current streak of Cowboys' sellouts for road games is 45 — also a team record.



*Two-way
star Deion
Sanders*

**The
Sidelines**





Celebrating its Silver Anniversary this season, the glittering showcase of Cowboys Football is Texas Stadium, a state-of-the-art modern football facility which opened on Oct. 24, 1971 with a 44-21 Cowboys victory over New England. Since then the Cowboys have posted a 146-60 record (.709) overall, including a 15-4 (.789) mark in postseason. Prior to moving to Texas Stadium the Cowboys spent the 1960-71 seasons at the Cotton Bowl, where they posted a 45-33-4 record, including a 2-2 mark in postseason.

Located in the Dallas suburb of Irving, Texas Stadium has a seating capacity of 65,921 and features two DiamondVision color replay screens, 381 luxury suites, 52 concession stands, 40 specialty stands, 86 restrooms, 115 drinking fountains and 130 acres of parking. Texas Stadium's most unique feature is the partial roof which covers fans from inclement weather, but leaves the game outdoors. Texas Stadium also boasts the luxurious Stadium Club, one of Dallas' premier locations for private parties, banquets and convention gatherings.

The Corral, outside Gate 8, features food, beverage, entertainment and large screen televisions for fan hospitality before, during, and after all Cowboys home games and special events.

Complete banquet, catering and special event services are available for private groups at Texas Stadium. Information on hosting an event can be obtained by calling 214-554-6368.


Tours of Texas Stadium are available hourly Monday through Saturday from 10:00 a.m. to 3:00 p.m., and Sundays, when no events are scheduled, from 11:00 a.m. to 3:00 p.m. Call 214-554-1804 for more information.

The Cowboys souvenir shop, The Pro Shop, is also open daily on the grounds outside the stadium at Gate 8.

Texas Stadium
2401 E. Airport Freeway
Irving, TX 75062
214-438-7676



Cowboys Summer Training Camp



One of the annual highlights for Dallas Cowboys fans is the opportunity to visit Dallas Cowboys Training Camp at St. Edward's University in Austin, Texas. The 1996 camp marks the team's seventh year in Austin.

St. Edward's is a convenient location for Cowboys fans throughout Texas and the neighboring states to visit. In each of the past six seasons, the Cowboys have drawn an average of nearly 100,000 fans to the summer practice sessions and the annual scrimmages with other NFL teams.

The camp at St. Ed's offers a rare opportunity for Cowboy's fans from all over the State of Texas and the Southwest to get an "up close and personal look" at their favorite team. "Autograph Alley" is a daily ritual for fans attending practice sessions that are free and open to the public.

Some of the training camp activities that take place each year include the Cowboys' Golf Tournament, The Blue-White Scrimmage, and scrimmages with other NFL teams.

Training Camp Facts

LOCATION:

St. Edward's University, Austin, Texas.

St. Edward's is located approximately three miles south of downtown Austin just off of Interstate 35. Exit off I-35 at the Woodward Avenue/St. Edward's exit. Proceed west on Woodward Avenue for one half mile to the campus (on the right).

DATES:

This year camp opens on Wednesday, July 17 and runs through Friday, Aug. 16.

AUSTIN:

Austin is the Capital of the State of Texas, and it is one of only two state capitals that are the training camp home of an NFL franchise. It is the fourth largest city in Texas, and 70% of the state's population is within 200 miles of Austin.

PRACTICES:

Cowboys practice sessions at St. Edward's are open to the public free of charge. Public parking is not available on campus during practice times but is available at nearby Travis High School.

INFORMATION:

Further information on Cowboys training camp, and training camp sponsorships, can be obtained by calling the Dallas Cowboys Offices in Irving at 214-556-9900.



DALLAS COWBOYS TRAVEL

Cowboys Center
214-556-2800

1-800-6-COWBOY

Dallas Cowboys Travel is a full-service travel agency specializing in packages for the Cowboys fan. Anywhere, anytime the Cowboys play, call Dallas Cowboys travel for all your arrangements. Packages include accommodations at the team hotel, game day breakfast, game tickets, bus transportation to and from the game and more. The agency also handles international, corporate and leisure travel arrangements.

Cowboys on the Road Hotel Headquarters on the Road

Home Games

DFW Airport Marriott	214/929-8800
Kansas City (@ Monterrey), August 5	
Crowne Plaza, Monterrey	(8) 319-60-32
Houston (@ Orlando), August 24	
Orlando Airport Marriott	407/851-9000
Chicago , September 2	
Hyatt Regency, Chicago	312/565-1234
Buffalo , September 22	
Buffalo Marriott	716/689-6900
Philadelphia , September 30	
Airport Marriott	215/492-9000
Miami , October 27	
Ft. Lauderdale Airport Hilton	954/920-3300
San Francisco , November 10	
Weston Hotel, San Francisco	415/692-3500
New York Giants , November 24	
Marriott at Glenpointe	201/836-0600
Arizona , December 8	
TBA	TBA
Washington , December 22	
TBA	TBA

Official Dallas Cowboys #1 Fan Club



Be a part of the exciting action of the Dallas Cowboys all year long. The Official Dallas Cowboys #1 Fan Club offers members exclusive premium items, discounts on special items throughout the year as well as discounts on travel, the *Dallas Cowboys Official Weekly*, and more. Call for more information or to join: 214-556-9978 between 2-5 p.m. (central time) Monday-Friday.



The Dallas Cowboys Cheerleaders recently reached a major milestone in the entertainment industry by making more international entertainment trips to U.S. military bases than any other professional performer or group over the course of the past decade. In 1996, the world famous organization celebrates their 25th season on the sidelines of Texas Stadium.

The Cowboys transformed the idea of sideline cheerleaders in 1972 when they mixed a unique blend of glamour and dance with an old football tradition. Nobody at the time predicted the Dallas Cowboys Cheerleaders would become an international phenomenon, but that's precisely what happened.

The image and style of the Cowboys Cheerleaders has had an enormous influence on entertainment in sports. But while the Cowboys Cheerleaders have been imitated throughout the sports world, no one has been able to equal their stature.

The strength of their national popularity was evident during the 1970's when two made-for-TV movies about the Cowboys Cheerleaders drew top ratings.

Besides being an integral part of Cowboys games at Texas Stadium, the Cheerleaders perform at numerous state fairs, college halftime shows and events around the country.

The Cowboys Cheerleaders also donate their time to many charitable and civic causes. Every year the Cheerleaders visit hospitals, nursing homes and schools. They perform at telethons and fund-raising events around the United States, and they bring their special brand of goodwill to American military bases in places like Korea, the Philippines, Cuba, Panama, Italy, the Indian Ocean and the Persian Gulf.

The Cowboys Cheerleaders' annual USO/Department of Defense tours every Christmas and spring have become a special tradition. Since 1979 the Cheerleaders have visited and entertained hundreds of thousands of United States military personnel all over the world on 32 USO/DOD tours and have received the Bob Hope Entertainment Award from the USO.



Kelli McGonagill Finglass
Director



Judy Trammell
Choreographer

1996-97 VETERANS

Shelly Bramhall.....5 Yr	Stacie Drew.....3 Yr	Linda Badami.....2 Yr
Ronda Cates.....5 Yr	Nicki Hale.....3 Yr	Cindi Burck.....2 Yr
Marnie Pizzitola.....5 Yr	Becca Myers.....3 Yr	Monica Cates.....2 Yr
Regina Tucker.....5 Yr	Stephanie Strunc.....3 Yr	Brooke Emerson.....2 Yr
Christy Van Meter.....4 Yr	Shannon Swanson.....3 Yr	Amber Gosdin.....2 Yr
Leslie Vitale.....4 Yr	Bronlyn Tuell.....3 Yr	Terra Watson.....2 Yr
Pennie Booker.....3 Yr	Melissa Valdez.....3 Yr	

1996-97 ROOKIES

Julie Cash
Cheryl Gates
Jacqueline Grice
Hollie Huggins
Jennifer Hughes

Michelle Jones
Bonnie-Jill Laflin
Lisa Ligon
Allison McCurdy
Jennifer Mosley

Elizabeth Perry
Bethany Tyler
Jill Vandygriff
Megan Willsey



Cowboys on Radio

For the sixth straight year, KVIL-FM 103.7 will bring stereo sound to the National Football League with its broadcast of all Dallas Cowboys football games. State-of-the-art technology enables KVIL-FM to broadcast Cowboys games at home and away to a Metroplex audience in "close-up" stereo. Once again, KVIL will originate all games broadcast across "The Dallas Cowboys Radio Network," consisting of over 85 stations in 15 states.

The play-by-play voice of the Dallas Cowboys is David Garrett, while Dale Hansen again brings his unique insights to the color commentary. KVIL's creative approach to pre-game coverage begins two hours prior to each kickoff. Live post-game locker room interviews with players and coaches will follow each game.

KVIL's coverage continues through the week with special programming that features Cowboys Owner Jerry Jones, Head Coach Barry Switzer and selected star players. Cowboy coverage extends on a daily basis with KVIL's exclusive "Two Minute Drill."

Cowboys games will also be broadcast in Spanish on the "Dallas Cowboys Radio Network in Spanish" to stations throughout Texas, the southwest and Mexico. Armando Quintero and Victor Villalba will call the action for the Cowboys games that will originate on KRVA-AM/FM in the Dallas/Fort Worth area.

The Dallas Cowboys Radio Network

TEXAS: Abilene, KYVD (1340-AM); Alpine, KVLF (1240-AM); Amarillo, KGNC (710-AM); Austin, KVET (1300-AM); Beaumont, KLVI (560-AM); Big Spring, KBST (96.9-FM); Brownwood, KBWD (1380-AM); Bryan/College Station, KMBV (92.5-FM); Burnett, KBAE (104.7-FM); Carthage, KGAS (104.3-FM); Center, KDET (930-AM); Corpus Christi, KEYS (1440-AM); Crockett, KBHT (93.5-FM); Dallas/Fort Worth, KVIL (103.7-FM); Del Rio, KLKE (1230-AM); Denison, KLAB (97.5-FM); Eastland, KVMX (96.7-FM); Edinburg, KURV (710-AM); El Paso, KROD (600-AM); Fort Stockton, KFST (860-AM); Fredericksburg, KNAF (910 AM); Gonzales, KCTI (1450-AM, 106.3-FM); Highland Lakes, KBAE (104.7-FM); Hondo, KCWM (1460-AM); Horseshoe Bay, KBAY (104.7-FM); Jacksonville, KEBE (1400-AM); Lamesa, KPET (690-AM); Laredo, KHOY (88.1-FM); Llano, KBAE (104.7-FM); Longview, KFRO (95.3-FM); Lubbock, KFYO (790-AM); Marble Falls, KBAE (104.7-FM); Marshall, KCUL (92.3-FM); Midland, KODM (97.9-FM); Mt. Pleasant, KALK (97.7-FM); Nacogdoches, KTQB (107.7-FM); Navasota, KMBV (92.5-FM); Odessa, KODM (97.9-FM); Palestine, KBHT (93.5-FM); Paris, KPFT (1490-AM); Plainview, KKYN (1090-AM); Rusk, KWRW (97.7-FM); San Angelo, KIXY (94.7-FM); San Antonio, WOAI (1200-AM); Sherman, K-LAKE (97.5-FM); Stephenville, KSTV (105.7-FM/1510 AM); Sulphur Springs, KSST (1230-AM); Sweetwater, KXOX (1240-AM/96.7-FM); Temple, KTEM (1400-AM); Texarkana, KCMC (740-AM); Tulia, KTUE (1260-AM); Tyler, KTBB (600-AM); Waco, WACO (1460-AM); Wichita Falls, KYI (104.7-AM).

ARKANSAS: Crossett, KAGH (104.9-FM); England, KLRA (96.5-FM); Fayetteville, KREB (99.5-FM); Fort Smith, KWHN (1320-AM); Little Rock, KLRA (96.5-FM); Marshall, KBCN (1320-AM); Mena, KTTG (96.3-FM).

CALIFORNIA: Sacramento, KHTK (1140-AM).

DELAWARE: Newark, WNRK (1260-AM).

KANSAS: Wichita, KQAM (1410 AM).

LOUISIANA: Shreveport, KFLO (1300-AM).

MISSISSIPPI: Clinton, WSLI (930-AM).

MISSOURI: Osark, KCTG (92.9-FM).

NEVADA: Las Vegas, KENO (1460-AM).

NEW MEXICO: Albuquerque, KKOB (770-AM); Artesia, KBIM (94.9-FM); Carlsbad, KBIM (94.9-FM); Farmington, KWYK (94.9-FM); Gallup, KYVA (94.9-FM); Hobbs, KBIM (94.9-FM); Lovington, KBIM (94.9-FM); Maljamar, KBIM (94.9-FM); Roswell, KBIM (94.9-FM).

OKLAHOMA: Altus, KWHW (1450-AM); Ardmore, KKAJ (1240-AM); Bartlesville, KRIG (94.3-FM); Durant, KLAB (97.5-FM); Oklahoma City, KOMA (1520-AM); Tulsa, KAKC (1300-AM).

PENNSYLVANIA: Pittston, WILK (980-AM); Scranton, WILK (980-AM).

TENNESSEE: Memphis, WSFZ (1030-AM).

UTAH: Salt Lake City, KISN (570-AM).

VIRGINIA: Virginia Beach, WGH (1310-AM).

The Dallas Cowboys Spanish Radio Network

TEXAS: Austin, KTXZ (1560-AM); Abilene, KBBA (1680-AM); Amarillo, KGRW/KQFX (104.3-FM); Corpus Christi, KNDA (102.9-FM); Dallas/Ft. Worth, KRVA (1600-AM); El Paso, KAMA (750-AM); Houston, KLAT (1010-AM); Laredo, KDOX (1490-AM); Longview/Tyler, KSML (1260-AM); Lubbock, KXTZ (950-AM/93-FM); McAllen/Brownsville, KGBT (1530-AM); Midland/Odessa, KERB/KOZA (1230-AM); San Antonio, KCOR (1350-AM); Sherman, KXEB (910-AM); Victoria, KEPG (100.9-FM); Waco/Killeen, KRMV (1050-AM); Wichita Falls, KSEY (1230-AM).

**Cowboys on Television****SILVERSTAR NETWORK**

The SilverStar Network is the television production and syndication unit of the Dallas Cowboys Football Club. Now in its seventh year, the SilverStar Network produces and distributes some of the most-watched programs in the region — Dallas Cowboys preseason games, weekly programs, and specials throughout the year. These programs are televised in Dallas/Fort Worth and over 30 other markets throughout Texas, Arkansas, Louisiana, New Mexico and Oklahoma.

The Cowboys weekly shows during the preseason and regular season keep Dallas Cowboys fans abreast of the latest Cowboys stories making news and of key issues in the National Football League:

“Cowboys Special Edition with Jerry Jones”

Airs Saturdays at 6:30 p.m. in the preseason and Sundays at 9:30 a.m. during the regular season from July 13, 1996 through January 4, 1997, on KDFW TV-4 in Dallas/Fort Worth, and at locally scheduled times throughout the Dallas Cowboys syndicated network.

“The Barry Switzer Show”

Airs Sundays at 10:30 a.m. Central from September 1, 1996, through January 12, 1997, on KDFW TV-4 in Dallas/Fort Worth, and at locally scheduled times throughout the Dallas Cowboys syndicated network.

“Satellite Services”

The SilverStar Network also provides uplink, downlink and microwave transmissions to the broadcast industry. The C-Band and microwave systems have been in operation since 1986, providing transmission for all Dallas Cowboys home games and numerous other broadcasts for all national networks and several cable networks. A new state-of-the-art Ku-Band transportable unit rounds out the satellite services offered. In addition, the SilverStar Network offers turn-key video and uplink services for interviews of players and coaches from the television production studio located in the Cowboys training facility. For more information and to book satellite services, call Rose Becker at (214) 556-9331.

Cowboys in Print**DALLAS COWBOYS Official WEEKLY**

Dallas Cowboys Official Weekly remains the largest team publication in sports with a circulation of nearly 50,000. The 20-year-old *Cowboys Weekly* reaches fans across the nation 32 times a year with action photos, game stories, inside information, profiles of players and cheerleaders and much more. Fans interested in subscribing to the *DCW* should call 214-556-9972. An annual subscription for 32 issues is priced at \$35.00.



Entertainment Activities



Bill Lively

**Executive Entertainment
Producer**



Bill Lively is the Cowboys' executive entertainment producer. Named to the position in 1989, Lively coordinates the presentation of all entertainment components of Dallas Cowboys football games at Texas Stadium.

The entertainment presentation at Cowboys games is recognized throughout the NFL as one of the most complete and state-of-the-art productions in all of professional sports. That entertainment includes the Cowboys Cheerleaders, DiamondVision scoreboard, public address announcer, recorded music, strolling bands outside the stadium, the Cowboys Trumpets plus pregame and halftime events.

Lively is also the Vice President for Development, Alumni Relations and Public Affairs at Southern Methodist University. He directed the Cowboys Band for 14 years and is the former director of the SMU Band.

1996 Halftime Activities

- July 27 (Oakland)Pee Wee Football Games
- Aug. 12 (New England) ...Pee Wee Football Games
- Aug. 17 (Denver)Dallas Cowboys Cheerleaders Campers
- Sept. 8 (N.Y. Giants)Texas Tech Marching Band
- Sept. 15 (Indianapolis)Texas A&M Marching Band
- Oct. 13 (Arizona)University of Texas Marching Band and Riverbend Chorale
- Oct. 20 (Atlanta)Frisbee Dogs
- Nov. 3 (Philadelphia)“Huggies Bowl”
- Nov. 18 (Green Bay)Punt, Pass and Kick
- Nov. 28 (Washington)American Express Presents “TBA”
- Dec. 15 (New England) ...Dallas Cowboys Cheerleaders Competition



Murphy Martin

Announcer



The Voice of Texas Stadium, Murphy Martin, returns to his familiar role as the Dallas Cowboys public address announcer again in 1996. A veteran network news anchorman, Martin has handled nearly every type of P.A. responsibility at Texas Stadium for the past 21 years. Martin has also manned the public address announcer's booth for the pregame and half-

time festivities at three NFL Super Bowls.



Cowboys Attendance Records

The Cowboys played in the Cotton Bowl (capacity 72,132 in 1970) from 1960 until Texas Stadium was opened on Oct. 24, 1971 against New England. In 1985 seats were removed from Texas Stadium to make room for 118 Crown Suites.

TOTAL ATTENDANCE

Year	Home Games (No.)	Avg.	Percent Change	Road Games (No.)	Pre-Season Games (No.)	Post-Season Games (No.)	Grand Total
1960	128,500 (6)	21,417	—	214,820 (6)	120,284 (6)	—	463,604
1961	172,000 (7)	24,571	+33.9%	251,443 (7)	97,584 (5)	—	521,027
1962	152,446 (7)	21,778	-11.4%	278,807 (7)	178,683 (5)	—	609,936
1963	188,727 (7)	26,961	+23.8%	280,062 (7)	214,290 (5)	—	683,079
1964	268,661 (7)	38,380	+42.3%	356,339 (7)	207,751 (5)	—	832,751
1965	388,912 (7)	55,559	+44.8%	366,390 (7)	199,395 (5)	65,569 (1)	1,020,266
1966	473,733 (7)	67,625	+21.7%	408,899 (7)	238,186 (5)	75,504 (1)	1,195,952
1967	460,476 (7)	65,782	-2.7%	402,843 (7)	278,511 (5)	121,647 (2)	1,263,477
1968	470,110 (7)	67,158	+2.1%	401,626 (7)	300,909 (6)	104,458 (2)	1,277,103
1969	443,352 (7)	63,336	-5.7%	434,477 (7)	384,095 (6)	100,472 (2)	1,362,396
1970	411,531 (7)	58,790	-7.2%	398,377 (7)	347,327 (6)	212,847 (3)	1,370,802
1971	466,220 (7)	66,603	+13.3%	416,043 (7)	375,250 (6)	195,716 (3)	1,454,229
1972	446,990 (7)	63,856	-4.1%	391,852 (7)	474,273 (7)	114,343 (2)	1,427,458
1973	433,030 (7)	61,861	-3.1%	423,177 (7)	355,994 (6)	128,815 (2)	1,341,016
1974	373,435 (7)	53,348	-13.8%	378,233 (7)	284,620 (6)	—	1,036,288
1975	402,294 (7)	57,471	+7.7%	404,073 (7)	273,567 (6)	211,095 (3)	1,291,029
1976	412,698 (7)	58,957	+2.6%	414,867 (7)	320,564 (6)	62,436 (1)	1,210,565
1977	432,885 (7)	61,840	+5.0%	398,486 (7)	329,549 (6)	201,288 (3)	1,362,208
1978	498,865 (8)	62,358	+0.9%	484,905 (8)	260,344 (4)	206,464 (3)	1,450,578
1979	508,965 (8)	63,621	+0.2%	488,432 (8)	268,989 (5)	64,792 (1)	1,331,178
1980	477,378 (8)	59,672	-6.2%	492,828 (8)	244,612 (4)	195,251 (3)	1,410,069
1981	511,541 (8)	63,943	+7.2%	502,392 (8)	243,849 (4)	125,373 (2)	1,383,155
1982	269,981 (5)	53,996	-15.6%	217,153 (4)	208,057 (4)	184,059 (3)	879,250
1983	505,793 (8)	63,224	+17.1%	481,230 (8)	217,621 (4)	43,521 (1)	1,248,165
1984	479,733 (8)	59,967	-5.2%	523,951 (8)	203,646 (4)	—	1,207,330
1985	478,958 (8)	59,870	-0.2%	489,913 (8)	193,795 (4)	66,351 (1)	1,229,017
1986	469,806 (8)	58,726	-1.9%	518,627 (8)	299,134 (5)	—	1,287,567
1987	344,066 (7)	49,201	-16.2%	416,141 (8)	199,327 (4)	—	959,574
1988	393,129 (8)	49,141	-0.1%	528,529 (8)	177,080 (4)	—	1,098,738
1989	418,346 (8)	52,293	+6.4%	490,586 (8)	215,219 (4)	—	1,124,151
1990	475,432 (8)	59,429	+13.7%	483,944 (8)	173,716 (4)	—	1,133,092
1991	501,901 (8)	62,738	+5.6%	537,101 (8)	219,022 (4)	140,884 (2)	1,398,908
1992	506,758 (8)	63,345	+1.0%	580,181 (8)	284,898 (5)	227,015 (3)	1,598,852
1993	510,068 (8)	63,759	+0.7%	533,380 (8)	283,409 (5)	202,509 (3)	1,529,366
1994	516,628 (8)	64,579	+1.3%	512,896 (8)	354,574 (5)	133,870 (2)	1,517,968
1995	518,167 (8)	64,771	+0.3%	518,468 (8)	305,545 (5)	205,853 (3)	1,548,033
Total	14,911,495(265)	56,270	—	15,421,461(265)	9,333,669(180)	3,391,132(49)	43,057,757

LARGEST CROWDS

HOME	
Regular Season	
80,259	vs. Cleveland, Nov. 24, 1966
79,965	vs. St. Louis, Dec. 4, 1966
*66,689	vs. N.Y. Jets, Dec. 4, 1971
†65,180	vs. San Francisco, Nov. 12, 1995
Postseason	
75,504	vs. Green Bay, Jan. 1, 1967
*66,311	vs. San Francisco, Jan. 2, 1972
†65,135	vs. Green Bay, Jan. 14, 1996
Preseason	
78,807	vs. Green Bay, Aug. 28, 1967
*65,405	vs. Houston, Aug. 5, 1972
†63,923	vs. Denver, Aug. 21, 1994

*Texas Stadium record

†Texas Stadium record after 1985 improvements

AWAY

Regular Season	
91,505	@ L.A. Raiders, Oct. 25, 1992
84,850	@ Cleveland, Nov. 2, 1969
84,278	@ New Orleans, Nov. 3, 1968
Postseason	
84,483	@ L.A. Rams, Jan. 4, 1976
Preseason	
87,381	@ L.A. Rams, Aug. 8, 1969
NEUTRAL	
Postseason	
98,374	vs. Buffalo @ Pasadena, Jan. 31, 1993
Preseason	
112,376	vs. Houston @ Mexico City, Aug. 15, 1994

SMALLEST CROWDS

HOME	
†10,000	— vs. San Francisco, Nov. 20, 1960
12,692	— vs. Chicago, Nov. 18, 1962
AWAY	
4,954	— vs. Minnesota, Aug. 5, 1961 in Sioux Falls, S.D.
12,370	— @ N.Y. Jets, Oct. 4, 1987

†Estimated; no turnstiles in Cotton Bowl in 1960 and 1961

SELLOUT STREAKS

Longest home sellout streak — 46 straight games (began 9/9/91 vs. Washington, still active) regular season and playoffs

Last home non-sellout (regular season and playoffs) — 12/16/90 vs. Phoenix (46 straight)

Longest road sellout streak — 45 straight games (began 10/6/91 @ Green Bay, still active) regular season and playoffs

Last road non-sellout (regular season and playoffs) — 9/22/91 @ Phoenix (45 straight)

Longest sellout streak (home and away - regular season and playoffs) — 89 straight games (began 9/22/91 @ Phoenix, still active)



1995 Final Standings

AMERICAN FOOTBALL CONFERENCE

Eastern Division

	W	L	T	Pct.	Pts.	OP
Buffalo	10	6	0	.625	350	335
* Indianapolis	9	7	0	.563	331	316
* Miami	9	7	0	.563	398	332
New England	6	10	0	.375	294	377
N.Y. Jets	3	13	0	.188	233	384

Central Division

	W	L	T	Pct.	Pts.	OP
Pittsburgh	11	5	0	.688	407	327
Cincinnati	7	9	0	.438	349	374
Houston	7	9	0	.438	348	324
Cleveland	5	11	0	.313	289	356
Jacksonville	4	12	0	.250	275	404

Western Division

	W	L	T	Pct.	Pts.	OP
Kansas City	13	3	0	.813	358	241
* San Diego	9	7	0	.563	321	323
Seattle	8	8	0	.500	363	366
Denver	8	8	0	.500	388	345
Oakland	8	8	0	.500	348	332

NATIONAL FOOTBALL CONFERENCE

Eastern Division

	W	L	T	Pct.	Pts.	OP
Dallas	12	4	0	.750	435	291
* Philadelphia	10	6	0	.625	318	338
Washington	6	10	0	.375	326	359
N.Y. Giants	5	11	0	.313	290	340
Arizona	4	12	0	.250	275	422

Central Division

	W	L	T	Pct.	Pts.	OP
Green Bay	11	5	0	.688	404	314
* Detroit	10	6	0	.625	436	336
Chicago	9	7	0	.563	392	360
Minnesota	8	8	0	.500	412	385
Tampa Bay	7	9	0	.438	238	335

Western Division

	W	L	T	Pct.	Pts.	OP
San Francisco	11	5	0	.688	457	258
* Atlanta	9	7	0	.563	362	349
St. Louis	7	9	0	.438	309	418
Carolina	7	9	0	.438	289	325
New Orleans	7	9	0	.438	319	348

*Wild Card qualifier for playoffs

Indianapolis finished ahead of Miami based on head-to-head sweep (2-0). San Diego was first Wild Card based on head-to-head victory over Indianapolis (1-0). Cincinnati finished ahead of Houston based on better division record (4-4 to Oilers' 3-5). Seattle finished ahead of Denver and Oakland based on best head-to-head record (3-1 to Broncos' 2-2 and Raiders' 1-3). Denver finished ahead of Oakland based on head-to-head sweep (2-0). Philadelphia was first Wild Card based on better conference record (9-3) than Detroit (7-5). Atlanta was third Wild Card based on better record against common opponents (4-2) than Chicago (3-3). St. Louis finished ahead of Carolina and New Orleans based on best head-to-head record (3-1 to Panthers' 1-3 and Saints' 2-2). Carolina finished ahead of New Orleans based on better conference record (4-8 to 3-9).

AFC Wild Card Playoff Games

BUFFALO 37, Miami 22
Indianapolis 35, SAN DIEGO 20

AFC Divisional Playoff Games

PITTSBURGH 40, Buffalo 21
Indianapolis 10, KANSAS CITY 7

AFC Championship Game

PITTSBURGH 20, Indianapolis 16

NFC Wild Card Playoff Games

PHILADELPHIA 58, Detroit 37
GREEN BAY 37, Atlanta 20

NFC Divisional Playoff Games

Green Bay 27, SAN FRANCISCO 17
DALLAS 30, Philadelphia 11

NFC Championship Game

DALLAS 36, Green Bay 27

Super Bowl XXX at Sun Devil Stadium, Arizona

Dallas (NFC) 27, Pittsburgh (AFC) 17

AFC-NFC Pro Bowl at Aloha Stadium, Honolulu, Hawaii

NFC 20, AFC 13





1996 NATIONAL FOOTBALL LEAGUE SCHEDULE

(All Times Local)

**SUNDAY, SEPTEMBER 1 (First Weekend)**

Arizona at Indianapolis	12:00
Atlanta at Carolina	1:00
Cincinnati at St. Louis	12:00
Detroit at Minnesota	12:00
Green Bay at Tampa Bay	4:00
Kansas City at Houston	12:00
New England at Miami	4:00
New Orleans at San Francisco	1:00
New York Jets at Denver	2:00
Oakland at Baltimore	1:00
Philadelphia at Washington	1:00
Pittsburgh at Jacksonville	1:00
Seattle at San Diego	1:00
Buffalo at New York Giants	8:00

MONDAY, SEPTEMBER 2

Dallas at Chicago	8:00
-------------------	------

SUNDAY, SEPTEMBER 8 (Second Weekend)

Baltimore at Pittsburgh	1:00
Carolina at New Orleans	12:00
Chicago at Washington	1:00
Cincinnati at San Diego	1:00
Denver at Seattle	1:00
Houston at Jacksonville	1:00
Indianapolis at New York Jets	1:00
Minnesota at Atlanta	1:00
New England at Buffalo	1:00
New York Giants at Dallas	3:00
Oakland at Kansas City	12:00
St. Louis at San Francisco	1:00
Tampa Bay at Detroit	1:00
Miami at Arizona	5:00

MONDAY, SEPTEMBER 11

Philadelphia at Green Bay	8:00
---------------------------	------

SUNDAY, SEPTEMBER 15 (Third Weekend)

(Open Dates: Atlanta, Carolina, St. Louis, San Francisco)

Arizona at New England	1:00
Baltimore at Houston	12:00
Detroit at Philadelphia	1:00
Indianapolis at Dallas	3:00
Jacksonville at Oakland	1:00
Kansas City at Seattle	1:00
Minnesota at Chicago	12:00
New Orleans at Cincinnati	1:00
New York Jets at Miami	1:00
San Diego at Green Bay	12:00
Washington at New York Giants	4:00
Tampa Bay at Denver	6:00

MONDAY, SEPTEMBER 16

Buffalo at Pittsburgh	9:00
-----------------------	------

SUNDAY, SEPTEMBER 22 (Fourth Weekend)

(Open Dates: Baltimore, Cincinnati, Houston, Pittsburgh)

Arizona at New Orleans	12:00
Chicago at Detroit	4:00
Dallas at Buffalo	4:00
Denver at Kansas City	12:00
Green Bay at Minnesota	12:00
Jacksonville at New England	4:00
New York Giants at New York Jets	1:00
San Diego at Oakland	1:00
San Francisco at Carolina	1:00
Seattle at Tampa Bay	1:00
Washington at St. Louis	12:00
Philadelphia at Atlanta	8:00

MONDAY, SEPTEMBER 23

Miami at Indianapolis	8:00
-----------------------	------

SUNDAY, SEPTEMBER 29 (Fifth Weekend)

(Open Dates: Buffalo, Indianapolis, Miami, New England)

Atlanta at San Francisco	1:00
Carolina at Jacksonville	1:00
Denver at Cincinnati	1:00
Detroit at Tampa Bay	1:00
Green Bay at Seattle	1:00
Houston at Pittsburgh	1:00
Kansas City at San Diego	1:00
Minnesota at New York Giants	1:00
New Orleans at Baltimore	1:00
Oakland at Chicago	12:00
St. Louis at Arizona	1:00
New York Jets at Washington	8:00

MONDAY, SEPTEMBER 30

Dallas at Philadelphia	9:00
------------------------	------

SUNDAY, OCTOBER 6 (Sixth Weekend)

(Open Dates: Arizona, Dallas, NY Giants Philadelphia, Tampa Bay, Washington)

Atlanta at Detroit	1:00
Carolina at Minnesota	12:00
Green Bay at Chicago	12:00
Indianapolis at Buffalo	4:00
Jacksonville at New Orleans	3:00
New England at Baltimore	1:00
Oakland at New York Jets	1:00
San Diego at Denver	2:00
San Francisco at St. Louis	3:00
Seattle at Miami	1:00
Houston at Cincinnati	8:00

MONDAY, OCTOBER 7

Pittsburgh at Kansas City	8:00
---------------------------	------

SUNDAY, OCTOBER 13 (Seventh Weekend)

(Open Dates: Denver, Kansas City, San Diego, Seattle)

Arizona at Dallas	12:00
Chicago at New Orleans	12:00
Cincinnati at Pittsburgh	1:00
Detroit at Oakland	1:00
Houston at Atlanta	1:00
Miami at Buffalo	1:00
Minnesota at Tampa Bay	1:00
New York Jets at Jacksonville	1:00
Philadelphia at New York Giants	4:00
St. Louis at Carolina	1:00
Washington at New England	1:00
Baltimore at Indianapolis	7:00

MONDAY, OCTOBER 14

San Francisco at Green Bay	8:00
----------------------------	------

THURSDAY, OCTOBER 17 (Eighth Weekend)

(Open Dates: Chicago, Detroit, Green Bay, Minnesota)

Seattle at Kansas City	7:00
------------------------	------

SUNDAY, OCTOBER 20

Atlanta at Dallas	12:00
Baltimore at Denver	2:00
Buffalo at New York Jets	4:00
Cincinnati at San Francisco	1:00
Jacksonville at St. Louis	3:00
Miami at Philadelphia	1:00
New England at Indianapolis	12:00
New Orleans at Carolina	1:00
New York Giants at Washington	1:00
Pittsburgh at Houston	3:00
Tampa Bay at Arizona	1:00

MONDAY, OCTOBER 21

Oakland at San Diego	6:00
----------------------	------

THE SIDELINES



SUNDAY, OCTOBER 27 (Ninth Weekend) (Open Dates: New Orleans, Oakland)

Carolina at Philadelphia	1:00
Dallas at Miami	4:00
Indianapolis at Washington	1:00
Jacksonville at Cincinnati	1:00
Kansas City at Denver	2:00
New York Giants at Detroit	1:00
New York Jets at Arizona	2:00
Pittsburgh at Atlanta	1:00
St. Louis at Baltimore	1:00
San Diego at Seattle	1:00
San Francisco at Houston	12:00
Tampa Bay at Green Bay	12:00
Buffalo at New England	8:00

MONDAY, OCTOBER 28

Chicago at Minnesota	8:00
----------------------	------

SUNDAY, NOVEMBER 3 (Tenth Weekend) (Open Dates: Jacksonville, New York Jets)

Arizona at New York Giants	1:00
Carolina at Atlanta	1:00
Cincinnati at Baltimore	1:00
Detroit at Green Bay	12:00
Houston at Seattle	1:00
Kansas City at Minnesota	12:00
Miami at New England	4:00
Philadelphia at Dallas	12:00
St. Louis at Pittsburgh	1:00
San Diego at Indianapolis	1:00
Tampa Bay at Chicago	12:00
Washington at Buffalo	4:00
San Francisco at New Orleans	7:00

MONDAY, NOVEMBER 4

Denver at Oakland	6:00
-------------------	------

SUNDAY, NOVEMBER 10 (Eleventh Weekend)

Arizona at Washington	1:00
Atlanta at St. Louis	12:00
Baltimore at Jacksonville	4:00
Buffalo at Philadelphia	1:00
Chicago at Denver	2:00
Dallas at San Francisco	1:00
Green Bay at Kansas City	12:00
Houston at New Orleans	12:00
Indianapolis at Miami	1:00
Minnesota at Seattle	1:00
New England at New York Jets	1:00
Oakland at Tampa Bay	1:00
Pittsburgh at Cincinnati	1:00
New York Giants at Carolina	8:00

MONDAY, NOVEMBER 11

Detroit at San Diego	6:00
----------------------	------

SUNDAY, NOVEMBER 17 (Twelfth Weekend)

Baltimore at San Francisco	1:00
Carolina at St. Louis	12:00
Chicago at Kansas City	12:00
Cincinnati at Buffalo	1:00
Denver at New England	1:00
Jacksonville at Pittsburgh	1:00
Miami at Houston	3:00
New Orleans at Atlanta	1:00
New York Giants at Arizona	2:00
New York Jets at Indianapolis	1:00
Seattle at Detroit	1:00
Tampa Bay at San Diego	1:00
Washington at Philadelphia	1:00
Minnesota at Oakland	5:00

MONDAY, NOVEMBER 18

Green Bay at Dallas	8:00
---------------------	------

SUNDAY, NOVEMBER 24 (Thirteenth Weekend)

Atlanta at Cincinnati	1:00
Carolina at Houston	12:00
Dallas at New York Giants	4:00
Denver at Minnesota	12:00
Detroit at Chicago	12:00
Indianapolis at New England	1:00
Jacksonville at Baltimore	1:00
New Orleans at Tampa Bay	1:00
New York Jets at Buffalo	1:00
Oakland at Seattle	1:00
Philadelphia at Arizona	2:00
San Diego at Kansas City	12:00
San Francisco at Washington	1:00
Green Bay at St. Louis	7:00

MONDAY, NOVEMBER 25

Pittsburgh at Miami	9:00
---------------------	------

THURSDAY, NOVEMBER 28 (Fourteenth Weekend)

Kansas City at Detroit	12:30
Washington at Dallas	3:00

SUNDAY, DECEMBER 1

Arizona at Minnesota	12:00
Buffalo at Indianapolis	1:00
Chicago at Green Bay	12:00
Cincinnati at Jacksonville	1:00
Houston at New York Jets	4:00
Miami at Oakland	1:00
New York Giants at Philadelphia	1:00
Pittsburgh at Baltimore	3:00
St. Louis at New Orleans	3:00
Seattle at Denver	1:00
Tampa Bay at Carolina	1:00
New England at San Diego	5:00

MONDAY, DECEMBER 2

San Francisco at Atlanta	9:00
--------------------------	------

THURSDAY, DECEMBER 5 (Fifteenth Weekend)

Philadelphia at Indianapolis	8:00
------------------------------	------

SUNDAY, DECEMBER 8

Atlanta at New Orleans	12:00
Baltimore at Cincinnati	1:00
Buffalo at Seattle	1:00
Carolina at San Francisco	1:00
Dallas at Arizona	2:00
Denver at Green Bay	12:00
Jacksonville at Houston	12:00
New York Giants at Miami	1:00
New York Jets at New England	4:00
St. Louis at Chicago	12:00
San Diego at Pittsburgh	1:00
Washington at Tampa Bay	1:00
Minnesota at Detroit	8:00

MONDAY, DECEMBER 9

Kansas City at Oakland	6:00
------------------------	------

SATURDAY, DECEMBER 14 (Sixteenth Weekend)

Philadelphia at New York Jets	12:30
San Diego at Chicago	3:00

SUNDAY, DECEMBER 15

Baltimore at Carolina	1:00
Cincinnati at Houston	12:00
Green Bay at Detroit	1:00
Indianapolis at Kansas City	12:00
New England at Dallas	12:00
New Orleans at New York Giants	1:00
Oakland at Denver	2:00
St. Louis at Atlanta	1:00
San Francisco at Pittsburgh	1:00
Tampa Bay at Minnesota	12:00
Washington at Arizona	2:00
Seattle at Jacksonville	8:00

MONDAY, DECEMBER 16

Buffalo at Miami	9:00
------------------	------

SATURDAY, DECEMBER 21 (Seventeenth Weekend)

New England at New York Giants	12:30
New Orleans at St. Louis	3:00

SUNDAY, DECEMBER 22

Arizona at Philadelphia	1:00
Atlanta at Jacksonville	1:00
Chicago at Tampa Bay	1:00
Dallas at Washington	4:00
Houston at Baltimore	1:00
Indianapolis at Cincinnati	1:00
Kansas City at Buffalo	1:00
Miami at New York Jets	1:00
Minnesota at Green Bay	12:00
Pittsburgh at Carolina	1:00
Seattle at Oakland	1:00
Denver at San Diego	5:00

MONDAY, DECEMBER 23

Detroit at San Francisco	6:00
--------------------------	------

POSTSEASON

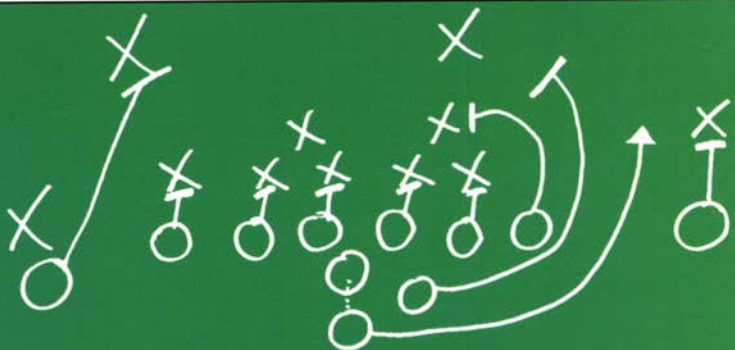
First-Round Playoffs	Dec. 28-29, 1996
Divisional Playoffs	Jan. 4-5, 1997
Conference Championships	Jan. 12, 1997
Super Bowl XXXI (New Orleans, LA)	Jan. 26, 1997
Pro Bowl (Honolulu HI)	Feb. 2, 1997

Life is Good



TM

SMALL GRAPHIC: PLEASE DRINK RESPONSIBLY
THINK **WHEN**
YOU **DRINK**



Blocked.

dial 1 8 0 0
CALL
ATT[®]

Never Blocked.

Your AT&T Calling Card calls
always get through to AT&T.



AT&T

Your True Choice